

100 Series Terminal Blocks - Miniature (High Density)

These miniature terminal blocks fit on a much smaller channel to save valuable panel space or can be surface mounted directly to the panel. Miniature blocks accept wire as large as 12 AWG.

- No wire crimping required – clamp contacts hold wire from 30 AWG to 12 AWG better than crimp-on terminals
- Saves installation time and cost – tubular clamp contacts supplied with captive screws backed out
- Nylon housing for rugged applications
- Positive stop prevents wire from being inserted too far and prevents screw from being tightened on insulation; easy access contact provides safe, reliable and cost-effective connection
- Quick installation and change – additional sections may be added or removed without removing channel mounting screw
- Matte-finish area for marking directly on block



| Catalog Number - 100 Series | 125 | 115 | End Section | |
|-----------------------------|--------------------------|-------------------------------|--------------------------|-------------------------------|
| | | | 130 | 120 |
| Mounting Style | Direct Mount (Flat Base) | Channel Mount (Dovetail Base) | Direct Mount (Flat Base) | Channel Mount (Dovetail Base) |

WIRE RANGE: Solid or Stranded

Tubular Clamp

1 to #12 AWG, 1 to #14 AWG, 1 to 3 #16 AWG, 1 to 5 #18 AWG, 1 to 6 #20 AWG, 1 to 7 #22 AWG

| | |
|-----------------------------------|---------------|
| Housing Material | Nylon |
| Maximum Service Temperature | 125°C (257°F) |
| Flammability | UL94V2 |
| Wire Strip Length (in.) | 5/16 |
| Torque (in.-lbs.) | 6-9 |
| UL Rating | 28A @ 300V |
| Wire Range (AWG) Solid & Stranded | 30-12 |
| Pitch (in.) | 0.25 |
| Terminals per foot | 48 |

900 Series Terminal Blocks - MEDIUM Duty

This family of polyester blocks is ideal for high temperature applications. The rugged material withstands temperatures up to 302°F (150°C)

- Three contact styles cover broad wire range – accept single wire or combinations from 22 AWG to 8 AWG solid or stranded
- Rated at 15A to 50A per circuit
- Flat base models mount directly to surfaces; dovetail base models mount on standard channel
- Only one end section needed per block assembly
- Readily identifiable circuits - write directly on matte surface of block
- Sections snap-fit with Heavy Duty, Intermediate Heavy Duty and Fuse blocks



| Catalog Number | 921 | 0921 | 924 | 0924 | 925 | 0925 | 930 | 0930 |
|------------------|--------------------------|-------------------------------|--------------------------|-------------------------------|--------------------------|-------------------------------|----------------------------|-----------------------------|
| Mounting Style | Direct Mount (Flat Base) | Channel Mount (Dovetail Base) | Direct Mount (Flat Base) | Channel Mount (Dovetail Base) | Direct Mount (Flat Base) | Channel Mount (Dovetail Base) | End Section (Direct Mount) | End Section (Channel Mount) |
| Ampacity | 15A | | 50A | | 30A | | — | — |
| Contact Type | Strap Screw | | Tubular Screw | | Tubular Clamp | | — | — |
| Screw Type | 6-32 Combo Head | | 10-32 Combo Head | | 10-32 Combo Head | | — | — |
| Screw Torque | 12 in.-lbs. | | 8 in.-lbs. | | 8 in.-lbs. | | — | — |
| Wire Range (AWG) | #14 to #22 | | #8 to #22 | | #10 to #22 | | — | — |

Specifications

Center-to-Center Spacing: .375 in.

Voltage Rating: 600 Volt max., Current: 50 Amp max.

WIRE RANGE: Solid or Stranded

Strap Screw – 1 #22 to 1 #14 AWG

Tubular Screw – 1 #8 AWG, 1 #10 AWG, 1 to 3 #12 AWG, 1 to 4 #14 AWG, 1 to 4 #16 AWG, 1 to 5 #18 AWG, 1 to 10 #22 AWG

Tubular Clamp – 1 #10 AWG, 1 or 2 #12 AWG, 1 to 3 #14 AWG, 1 to 4 #16 AWG, 1 to 5 #18 AWG, 1 to 10 #22 AWG

| | |
|-----------------------------|---------------------------|
| Housing Material | Polyester (gray) |
| Contact Material | Copper Alloy, Zinc Plated |
| Screw Material | Steel, Zinc Plated |
| Maximum Service Temperature | 150°C (302°F) |
| Flammability | UL94V-0 Rated |

200 Series Terminal Blocks

- Three contact styles conservatively rated to 35A to 85A
- Only one end section needed per block assembly
- Readily identifiable circuits – mark directly on painted marking surface or use removable marking strip

Nylon Heavy Duty

This compact design, heavy-duty line accepts single wire or combinations up to 4 AWG, solid or stranded; 600V



- 138 circuits per 6 foot length
- Two-way flat-base models surface mount directly to the panel or snap-on miniature channel; dovetail base models mount on standard channel
- Sections snap-fit with Phenolic Heavy Duty, Intermediate Heavy Duty and Fuse blocks

Specifications

Center-to-Center Spacing: .50 in. CL: 24 circuits per foot.

WIRE RANGE: Solid or Stranded

Strap Screw – 1 #22 to 1 #10 AWG

Tubular Screw – 1 #4 AWG, 1 #6 AWG, 1 or 2 #8 AWG, 1 to 4 #10 AWG, 1 to 5 #12 AWG, 1 to 6 #14 AWG, 1 to 6 #16 AWG, 1 to 8 #18 AWG

Tubular Clamp – 1 #6 AWG, 1 or 2 #8 AWG, 1 to 3 #10 AWG, 1 to 4 #12 AWG, 1 to 4 #14 AWG, 1 to 6 #16 AWG, 1 to 8 #18 AWG

Voltage Rating: Blocks meet 600V creepage and clearance requirements of NEMA, UL and CSA for general industrial control equipment and panelboards. Withstands voltages greatly in excess of IEEE switchgear standards for 750V.

Phenolic Heavy Duty

Phenolic heavy duty blocks are ideal for high temperature, high current applications.



- Sturdy block accepts single wire or combinations up to 4 AWG solid or stranded
- 122 circuits per 6 foot length
- Sections snap-fit with Nylon Heavy Duty, Intermediate Heavy Duty and Fuse Blocks

Specifications

Center-to-Center Spacing: .56 in. CL: 20 circuits per foot.

WIRE RANGE: Solid or Stranded

Strap Screw – 1 #18 to 1 #8 AWG

Tubular Screw – 1 #4 AWG, 1 #6 AWG, 1 or 2 #8 AWG, 1 to 4 #10 AWG, 1 to 5 #12 AWG, 1 to 6 #14 AWG, 1 or 6 #16 AWG, 1 to 8 #18 AWG

Tubular Clamp – 1 #6 AWG, 1 or 2 #8 AWG, 1 to 3 #10 AWG, 1 to 4 #12 AWG, 1 to 4 #14 AWG, 1 to 6 #16 AWG, 1 to 8 #18 AWG



| Catalog Number | Mounting Style | Ampacity | Contact Type | Screw Type | Wire Range (AWG) | Wire Strip Length | Material | |
|----------------|----------------|----------|---------------|----------------------------|------------------|-------------------|-------------------------------|-------------------------------|
| 241 | Unpainted | 35A | Strap Screw | 10-32 Slotted Binding Head | #22 to #10 | — | Nylon | |
| 0241 | Painted | | | | | | | Channel Mount (Dovetail Base) |
| 242 | Unpainted | 85A | Tubular Screw | 1/4-28 Slotted Headless | #18 to #4 | 1/2 in. | | |
| 0242 | Painted | | | | | | | Channel Mount (Dovetail Base) |
| 243 | Unpainted | 65A | Tubular Clamp | 1/4-28 Slotted Headless | #18 to #6 | 1/2 in. | | |
| 0243 | Painted | | | | | | | Channel Mount (Dovetail Base) |
| 250 | — | — | — | — | — | — | | |
| 0250 | — | — | — | — | — | — | | |
| 221 | Painted | 35A | Strap Screw | 10-32 Slotted Binding Head | #22 to #10 | — | | Phenolic |
| 0221 | Painted | | | | | | | |
| 222 | Painted | 85A | Tubular Screw | 1/4-28 Slotted Headless | #18 to #4 | 1/2 in. | | |
| 0222 | Painted | | | | | | Channel Mount (Dovetail Base) | |
| 223 | Painted | 65A | Tubular Clamp | 1/4-28 Slotted Headless | #18 to #6 | 1/2 in. | | |
| 0223 | Painted | | | | | | Channel Mount (Dovetail Base) | |
| 230 | — | — | — | — | — | — | | |
| 0230 | — | — | — | — | — | — | | |

| | Nylon Heavy Duty | Phenolic Heavy Duty |
|---|--|--|
| Housing Material | Nylon, Type 6/6 unfilled | Phenolic, Filled, Flame retardant |
| Contact Material | Copper / Copper Alloy | Copper / Copper Alloy |
| Screw Material | Steel Plated | Steel Plated |
| Maximum Service Temperature | 125°C (257°F) | 150°C (302°F) |
| Breakdown Voltage AC, 60 Hz | 7000V | 7000V |
| Dielectric Strength (RH40% at sea level) | 470-385 V/mil thickness (per ASTM D149) | 300V/mil thickness (per ASTM D149) |
| UL High Voltage Arc Testing (in./min.) | 0.1 - .35 | .49 - .59 |
| Water Absorption (24 hrs. % weight gain) | 1.5% | 45% (per ASTM D570) |
| Flammability | 94V-2 (per UL94) | 94V-1 (per UL94) |
| Chemical Resistance | Resistant to aromatic hydrocarbons, strong alkalis | Resistant to acids, alkalis, aliphatic hydrocarbons and ketones (per ASTM D5343) |
| Radiation Resistance (ergs g⁻¹ C) | 8 X 10 ⁷ | 2 X 10 ⁸ min. |

Insulated Tools



35-9038 30-9429 35-9430 30-9430 35-9052 35-9029 45-9120

| Description | Cat. No. |
|--|----------|
| Premium T [®] -Stripper Wire Stripper | 45-9120 |
| 8 in. Diagonal Cutting Pliers w/angled head | 35-9029 |
| 9-1/2 in. High-Leverage Cable Cutter | 35-9052 |
| 9-1/4 in. Side Cutting Linesman Pliers | 30-9430 |
| 10 in. Tongue and Groove Pliers | 35-9430 |
| 9-3/4 in. Multi-Crimp Tool | 30-9429 |
| 8-1/2 in. Long-Nose Pliers | 35-9038 |

Insulated Screwdrivers



| Description | Cat. No. |
|--|-----------------|
| 9-Piece Insulated Screwdriver Kit | 35-9103 |
| Kit 35-9103 Includes: | Cat. No. |
| Phillips #1 x 3-3/16 in. Insulated Screwdriver | 35-9193 |
| Phillips #2 x 4 in. Insulated Screwdriver | 35-9194 |
| Phillips #3 x 6 in. Insulated Screwdriver | 35-9196 |
| Square SQ #0 1/4 in. x 4 in. Insulated Screwdriver | 35-9690 |
| Slotted 1/4 in. x 4 in. Insulated Screwdriver | 35-9150 |
| Slotted 7/32 in. x 5 in. Insulated Screwdriver | 35-9147 |
| Slotted 1/4 in. x 6 in. Insulated Screwdriver | 35-9151 |
| Slotted 5/16 in. x 7 in. Insulated Screwdriver | 35-9166 |
| Slotted 3/8 in. x 8 in. Insulated Screwdriver | 35-9168 |

Insulated Nutdrivers




| Description | Cat. No. |
|--------------------------------------|-----------------|
| 7-Piece Insulated Nutdriver Kit | 35-9104 |
| Kit 35-9104 Includes: | Cat. No. |
| 3/16 in. x 5 in. Insulated Nutdriver | 35-9290 |
| 1/4 in. x 5 in. Insulated Nutdriver | 35-9291 |
| 5/16 in. x 5 in. Insulated Nutdriver | 35-9292 |
| 3/8 in. x 5 in. Insulated Nutdriver | 35-9294 |
| 7/16 in. x 5 in. Insulated Nutdriver | 35-9295 |
| 1/2 in. x 5 in. Insulated Nutdriver | 35-9296 |
| 9/16 in. x 5 in. Insulated Nutdriver | 35-9297 |



Insulated Knife

| Description | Cat. No. |
|--|----------|
| Insulated Electrician's Skinning Knife | 35-9340 |




Cases



| Description | Cat. No. |
|---|----------|
| Soft Zipper Case for Basic Kit (35-9100 & 35-9108) | 35-9350 |
| Soft Zipper Case for Standard Kit (35-9101) | 35-9351 |
| Soft Zipper Case for Journeyman Kit (35-9102) | 35-9352 |
| Hard Case for Screwdriver Kit (35-9103) & Nutdriver Kit (35-9104) | 35-9353 |

Thermocouple

- Measures up to 1500° F (816° C)
- K-type thermocouple plugs into digital multimeter voltage jacks with 61-465 adapter



| Description | Cat. No. |
|----------------------------|----------|
| Beaded K-type Thermocouple | 61-461 |
| Thermocouple Adapter | 61-465 |

Carrying Cases



| Description | Cat. No. |
|---|----------|
| Leather Carrying Case - for use with 61-065, 61-076, 61-085, 61-086 | 61-010 |
| Small Nylon Carrying Case w/four pockets | 61-445 |
| Nylon Carrying Case - for use with all Vol-Con® and Vol-Test® Voltage Testers | C-90 |
| Nylon Carrying Case - for use with Digital Multimeters | C-290 |

Carrying Case Selection Guide

| | VOLTAGE TESTERS | | | | | | | | | | | | | | | | | | | | | | | | | | | | | | |
|----------------------------|-----------------|--------|--------|--------|--------|--------|--------|--------|--------|--------|--------|--------|--------|--------|--------|--------|--------|--------|--------|--------|--------|--------|--------|--------|--------|--------|--------|--------|--------|--------|---|
| | 61-059 | 61-065 | 61-076 | 61-085 | 61-086 | 61-090 | 61-092 | 61-096 | 61-164 | 61-165 | 61-310 | 61-312 | 61-340 | 61-342 | 61-361 | 61-484 | 61-486 | 61-497 | 61-498 | 61-610 | 61-614 | 61-702 | 61-704 | 61-744 | 61-746 | 61-763 | 61-765 | 61-773 | 61-775 | 61-830 | |
| 61-179 Nylon Carrying Case | | | | | | | | | • | • | | | | | | | | | | | | | | | | | | | | | • |
| C-50 Nylon Carrying Case | • | | | | | | | | | | | | | | | | | | | | | | | | | | | | | | |
| C-90 Nylon Carrying Case | | • | • | • | • | • | • | • | | | | | | | | | | | | | | | | • | • | | | | | | |
| C-230 Nylon Carrying Case | | | | | | | | | | | | | | | | | | • | • | | | | | | | | | | | | |
| C-290 Nylon Carrying Case | | | | | | | | | | | • | • | • | • | • | • | • | • | • | • | • | | | | | | | | | | |
| C-700 Nylon Carrying Case | | | | | | | | | | | | | | | | | | | | | | | • | • | | | | | | | |
| C-760 Nylon Carrying Case | | | | | | | | | | | | | | | | | | | | | | | | | | • | • | | | | |
| C-770 Nylon Carrying Case | | | | | | | | | | | | | | | | | | | | | | | | | | | | | • | • | |

100 Series Terminal Blocks - Miniature (High Density)

These miniature terminal blocks fit on a much smaller channel to save valuable panel space or can be surface mounted directly to the panel. Miniature blocks accept wire as large as 12 AWG.

- No wire crimping required – clamp contacts hold wire from 30 AWG to 12 AWG better than crimp-on terminals
- Saves installation time and cost – tubular clamp contacts supplied with captive screws backed out
- Nylon housing for rugged applications
- Positive stop prevents wire from being inserted too far and prevents screw from being tightened on insulation; easy access contact provides safe, reliable and cost-effective connection
- Quick installation and change – additional sections may be added or removed without removing channel mounting screw
- Matte-finish area for marking directly on block



| Catalog Number - 100 Series | 125 | 115 | End Section | |
|-----------------------------|--------------------------|-------------------------------|--------------------------|-------------------------------|
| | | | 130 | 120 |
| Mounting Style | Direct Mount (Flat Base) | Channel Mount (Dovetail Base) | Direct Mount (Flat Base) | Channel Mount (Dovetail Base) |

WIRE RANGE: Solid or Stranded

Tubular Clamp

1 to #12 AWG, 1 to #14 AWG, 1 to 3 #16 AWG, 1 to 5 #18 AWG, 1 to 6 #20 AWG, 1 to 7 #22 AWG

| | |
|-----------------------------------|---------------|
| Housing Material | Nylon |
| Maximum Service Temperature | 125°C (257°F) |
| Flammability | UL94V2 |
| Wire Strip Length (in.) | 5/16 |
| Torque (in.-lbs.) | 6-9 |
| UL Rating | 28A @ 300V |
| Wire Range (AWG) Solid & Stranded | 30-12 |
| Pitch (in.) | 0.25 |
| Terminals per foot | 48 |

900 Series Terminal Blocks - MEDIUM Duty

This family of polyester blocks is ideal for high temperature applications. The rugged material withstands temperatures up to 302°F (150°C)

- Three contact styles cover broad wire range – accept single wire or combinations from 22 AWG to 8 AWG solid or stranded
- Rated at 15A to 50A per circuit
- Flat base models mount directly to surfaces; dovetail base models mount on standard channel
- Only one end section needed per block assembly
- Readily identifiable circuits - write directly on matte surface of block
- Sections snap-fit with Heavy Duty, Intermediate Heavy Duty and Fuse blocks



| Catalog Number | 921 | 0921 | 924 | 0924 | 925 | 0925 | 930 | 0930 |
|------------------|--------------------------|-------------------------------|--------------------------|-------------------------------|--------------------------|-------------------------------|----------------------------|-----------------------------|
| Mounting Style | Direct Mount (Flat Base) | Channel Mount (Dovetail Base) | Direct Mount (Flat Base) | Channel Mount (Dovetail Base) | Direct Mount (Flat Base) | Channel Mount (Dovetail Base) | End Section (Direct Mount) | End Section (Channel Mount) |
| Ampacity | 15A | | 50A | | 30A | | — | — |
| Contact Type | Strap Screw | | Tubular Screw | | Tubular Clamp | | — | — |
| Screw Type | 6-32 Combo Head | | 10-32 Combo Head | | 10-32 Combo Head | | — | — |
| Screw Torque | 12 in.-lbs. | | 8 in.-lbs. | | 8 in.-lbs. | | — | — |
| Wire Range (AWG) | #14 to #22 | | #8 to #22 | | #10 to #22 | | — | — |

Specifications

Center-to-Center Spacing: .375 in.

Voltage Rating: 600 Volt max., Current: 50 Amp max.

WIRE RANGE: Solid or Stranded

Strap Screw – 1 #22 to 1 #14 AWG

Tubular Screw – 1 #8 AWG, 1 #10 AWG, 1 to 3 #12 AWG, 1 to 4 #14 AWG, 1 to 4 #16 AWG, 1 to 5 #18 AWG, 1 to 10 #22 AWG

Tubular Clamp – 1 #10 AWG, 1 or 2 #12 AWG, 1 to 3 #14 AWG, 1 to 4 #16 AWG, 1 to 5 #18 AWG, 1 to 10 #22 AWG

| | |
|-----------------------------|---------------------------|
| Housing Material | Polyester (gray) |
| Contact Material | Copper Alloy, Zinc Plated |
| Screw Material | Steel, Zinc Plated |
| Maximum Service Temperature | 150°C (302°F) |
| Flammability | UL94V-0 Rated |

200 Series Terminal Blocks

- Three contact styles conservatively rated to 35A to 85A
- Only one end section needed per block assembly
- Readily identifiable circuits – mark directly on painted marking surface or use removable marking strip

Nylon Heavy Duty

This compact design, heavy-duty line accepts single wire or combinations up to 4 AWG, solid or stranded; 600V



- 138 circuits per 6 foot length
- Two-way flat-base models surface mount directly to the panel or snap-on miniature channel; dovetail base models mount on standard channel
- Sections snap-fit with Phenolic Heavy Duty, Intermediate Heavy Duty and Fuse blocks

Specifications

Center-to-Center Spacing: .50 in. CL: 24 circuits per foot.

WIRE RANGE: Solid or Stranded

Strap Screw – 1 #22 to 1 #10 AWG

Tubular Screw – 1 #4 AWG, 1 #6 AWG, 1 or 2 #8 AWG, 1 to 4 #10 AWG, 1 to 5 #12 AWG, 1 to 6 #14 AWG, 1 to 6 #16 AWG, 1 to 8 #18 AWG

Tubular Clamp – 1 #6 AWG, 1 or 2 #8 AWG, 1 to 3 #10 AWG, 1 to 4 #12 AWG, 1 to 4 #14 AWG, 1 to 6 #16 AWG, 1 to 8 #18 AWG

Voltage Rating: Blocks meet 600V creepage and clearance requirements of NEMA, UL and CSA for general industrial control equipment and panelboards. Withstands voltages greatly in excess of IEEE switchgear standards for 750V.

Phenolic Heavy Duty

Phenolic heavy duty blocks are ideal for high temperature, high current applications.



- Sturdy block accepts single wire or combinations up to 4 AWG solid or stranded
- 122 circuits per 6 foot length
- Sections snap-fit with Nylon Heavy Duty, Intermediate Heavy Duty and Fuse Blocks

Specifications

Center-to-Center Spacing: .56 in. CL: 20 circuits per foot.

WIRE RANGE: Solid or Stranded

Strap Screw – 1 #18 to 1 #8 AWG

Tubular Screw – 1 #4 AWG, 1 #6 AWG, 1 or 2 #8 AWG, 1 to 4 #10 AWG, 1 to 5 #12 AWG, 1 to 6 #14 AWG, 1 or 6 #16 AWG, 1 to 8 #18 AWG

Tubular Clamp – 1 #6 AWG, 1 or 2 #8 AWG, 1 to 3 #10 AWG, 1 to 4 #12 AWG, 1 to 4 #14 AWG, 1 to 6 #16 AWG, 1 to 8 #18 AWG



| Catalog Number | Mounting Style | Ampacity | Contact Type | Screw Type | Wire Range (AWG) | Wire Strip Length | Material | |
|----------------|----------------|----------|---------------|----------------------------|------------------|-------------------|-------------------------------|-------------------------------|
| 241 | Unpainted | 35A | Strap Screw | 10-32 Slotted Binding Head | #22 to #10 | — | Nylon | |
| 0241 | Painted | | | | | | | Channel Mount (Dovetail Base) |
| 242 | Unpainted | 85A | Tubular Screw | 1/4-28 Slotted Headless | #18 to #4 | 1/2 in. | | |
| 0242 | Painted | | | | | | | Channel Mount (Dovetail Base) |
| 243 | Unpainted | 65A | Tubular Clamp | 1/4-28 Slotted Headless | #18 to #6 | 1/2 in. | | |
| 0243 | Painted | | | | | | | Channel Mount (Dovetail Base) |
| 250 | — | — | — | — | — | — | | |
| 0250 | — | — | — | — | — | — | | |
| 221 | Painted | 35A | Strap Screw | 10-32 Slotted Binding Head | #22 to #10 | — | | Phenolic |
| 0221 | Painted | | | | | | | |
| 222 | Painted | 85A | Tubular Screw | 1/4-28 Slotted Headless | #18 to #4 | 1/2 in. | | |
| 0222 | Painted | | | | | | Channel Mount (Dovetail Base) | |
| 223 | Painted | 65A | Tubular Clamp | 1/4-28 Slotted Headless | #18 to #6 | 1/2 in. | | |
| 0223 | Painted | | | | | | Channel Mount (Dovetail Base) | |
| 230 | — | — | — | — | — | — | | |
| 0230 | — | — | — | — | — | — | | |

| | Nylon Heavy Duty | Phenolic Heavy Duty |
|---|--|--|
| Housing Material | Nylon, Type 6/6 unfilled | Phenolic, Filled, Flame retardant |
| Contact Material | Copper / Copper Alloy | Copper / Copper Alloy |
| Screw Material | Steel Plated | Steel Plated |
| Maximum Service Temperature | 125°C (257°F) | 150°C (302°F) |
| Breakdown Voltage AC, 60 Hz | 7000V | 7000V |
| Dielectric Strength (RH40% at sea level) | 470-385 V/mil thickness (per ASTM D149) | 300V/mil thickness (per ASTM D149) |
| UL High Voltage Arc Testing (in./min.) | 0.1 - .35 | .49 - .59 |
| Water Absorption (24 hrs. % weight gain) | 1.5% | 45% (per ASTM D570) |
| Flammability | 94V-2 (per UL94) | 94V-1 (per UL94) |
| Chemical Resistance | Resistant to aromatic hydrocarbons, strong alkalis | Resistant to acids, alkalis, aliphatic hydrocarbons and ketones (per ASTM D5343) |
| Radiation Resistance (ergs g⁻¹ C) | 8 X 10 ⁷ | 2 X 10 ⁸ min. |

Insulated Tools



35-9038 30-9429 35-9430 30-9430 35-9052 35-9029 45-9120

| Description | Cat. No. |
|--|----------|
| Premium T [®] -Stripper Wire Stripper | 45-9120 |
| 8 in. Diagonal Cutting Pliers w/angled head | 35-9029 |
| 9-1/2 in. High-Leverage Cable Cutter | 35-9052 |
| 9-1/4 in. Side Cutting Linesman Pliers | 30-9430 |
| 10 in. Tongue and Groove Pliers | 35-9430 |
| 9-3/4 in. Multi-Crimp Tool | 30-9429 |
| 8-1/2 in. Long-Nose Pliers | 35-9038 |

Insulated Screwdrivers



| Description | Cat. No. |
|--|-----------------|
| 9-Piece Insulated Screwdriver Kit | 35-9103 |
| Kit 35-9103 Includes: | Cat. No. |
| Phillips #1 x 3-3/16 in. Insulated Screwdriver | 35-9193 |
| Phillips #2 x 4 in. Insulated Screwdriver | 35-9194 |
| Phillips #3 x 6 in. Insulated Screwdriver | 35-9196 |
| Square SQ #0 1/4 in. x 4 in. Insulated Screwdriver | 35-9690 |
| Slotted 1/4 in. x 4 in. Insulated Screwdriver | 35-9150 |
| Slotted 7/32 in. x 5 in. Insulated Screwdriver | 35-9147 |
| Slotted 1/4 in. x 6 in. Insulated Screwdriver | 35-9151 |
| Slotted 5/16 in. x 7 in. Insulated Screwdriver | 35-9166 |
| Slotted 3/8 in. x 8 in. Insulated Screwdriver | 35-9168 |

Insulated Nutdrivers




| Description | Cat. No. |
|--------------------------------------|-----------------|
| 7-Piece Insulated Nutdriver Kit | 35-9104 |
| Kit 35-9104 Includes: | Cat. No. |
| 3/16 in. x 5 in. Insulated Nutdriver | 35-9290 |
| 1/4 in. x 5 in. Insulated Nutdriver | 35-9291 |
| 5/16 in. x 5 in. Insulated Nutdriver | 35-9292 |
| 3/8 in. x 5 in. Insulated Nutdriver | 35-9294 |
| 7/16 in. x 5 in. Insulated Nutdriver | 35-9295 |
| 1/2 in. x 5 in. Insulated Nutdriver | 35-9296 |
| 9/16 in. x 5 in. Insulated Nutdriver | 35-9297 |



Insulated Knife

| Description | Cat. No. |
|--|----------|
| Insulated Electrician's Skinning Knife | 35-9340 |




Cases



| Description | Cat. No. |
|---|----------|
| Soft Zipper Case for Basic Kit (35-9100 & 35-9108) | 35-9350 |
| Soft Zipper Case for Standard Kit (35-9101) | 35-9351 |
| Soft Zipper Case for Journeyman Kit (35-9102) | 35-9352 |
| Hard Case for Screwdriver Kit (35-9103) & Nutdriver Kit (35-9104) | 35-9353 |

Thermocouple

- Measures up to 1500° F (816° C)
- K-type thermocouple plugs into digital multimeter voltage jacks with 61-465 adapter



| Description | Cat. No. |
|----------------------------|----------|
| Beaded K-type Thermocouple | 61-461 |
| Thermocouple Adapter | 61-465 |

Carrying Cases



| Description | Cat. No. |
|---|----------|
| Leather Carrying Case - for use with 61-065, 61-076, 61-085, 61-086 | 61-010 |
| Small Nylon Carrying Case w/four pockets | 61-445 |
| Nylon Carrying Case - for use with all Vol-Con® and Vol-Test® Voltage Testers | C-90 |
| Nylon Carrying Case - for use with Digital Multimeters | C-290 |

Carrying Case Selection Guide

| | VOLTAGE TESTERS | | | | | | | | | | | | | | | | | | | | | | | | | | | | | | | | |
|----------------------------|-----------------|--------|--------|--------|--------|--------|--------|--------|--------|--------|--------|--------|--------|--------|--------|--------|--------|--------|--------|--------|--------|--------|--------|--------|--------|--------|--------|--------|--------|--------|--|---|--|
| | 61-059 | 61-065 | 61-076 | 61-085 | 61-086 | 61-090 | 61-092 | 61-096 | 61-164 | 61-165 | 61-310 | 61-312 | 61-340 | 61-342 | 61-361 | 61-484 | 61-486 | 61-497 | 61-498 | 61-610 | 61-614 | 61-702 | 61-704 | 61-744 | 61-746 | 61-763 | 61-765 | 61-773 | 61-775 | 61-830 | | | |
| 61-179 Nylon Carrying Case | | | | | | | | | • | • | | | | | | | | | | | | | | | | | | | | | | • | |
| C-50 Nylon Carrying Case | • | | | | | | | | | | | | | | | | | | | | | | | | | | | | | | | | |
| C-90 Nylon Carrying Case | | • | • | • | • | • | • | • | | | | | | | | | | | | | | | | • | • | | | | | | | | |
| C-230 Nylon Carrying Case | | | | | | | | | | | | | | | | | | • | • | | | | | | | | | | | | | | |
| C-290 Nylon Carrying Case | | | | | | | | | | | • | • | • | • | • | • | • | • | • | • | • | | | | | | | | | | | | |
| C-700 Nylon Carrying Case | | | | | | | | | | | | | | | | | | | | | | | • | • | | | | | | | | | |
| C-760 Nylon Carrying Case | | | | | | | | | | | | | | | | | | | | | | | | | | • | • | | | | | | |
| C-770 Nylon Carrying Case | | | | | | | | | | | | | | | | | | | | | | | | | | | | | • | • | | | |