

# CONNECTORS

## Mechanical Connectors

Aluminum, Dual Rated, Single & Double Lugs  
T, 2-T Series

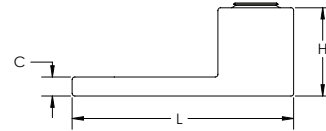
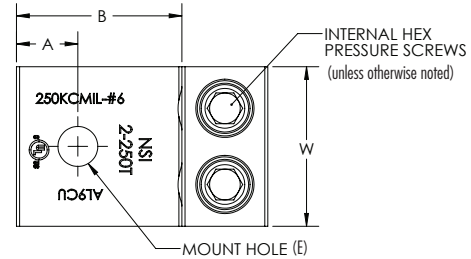


### SPECIFICATIONS

- cULus Listed Wire Connector.
- UL486A/B Listed. AL9CU
- Temperature Rating: 90 °C.
- Voltage: 600V max. (2000V ma. per UL486B).

### FEATURES

- Versatile and reusable set-screw connectors made of 6061T-6 aluminum alloy.
- Electro-tin plated for low contact resistance.
- For use with copper or aluminum conductors.



CAT. NO.	FIG. NO.	WIRE RANGE	MTG. BOLT SIZE	MAX TORQUE VALUE (IN./LBS.)	HEX WRENCH SIZE (IN.)	MTG. HOLE DIA.(E) (IN.)	LENGTH (L) (IN.)	WIDTH (W) (IN.)	HEIGHT (H) (IN.)	TANG LENGTH (A) (IN.)	TANG LENGTH (B) (IN.)	TANG THICKNESS (C) (IN.)	STD. CTN. QTY.
6TB	1	4-14 AWG	1/4	45	Slotted/Square	0.209	0.836	0.325	0.500	0.234	0.439	0.100	100
4T	1	4-14 AWG	1/4	45	Slotted	0.265	1.060	0.500	0.500	0.250	0.690	0.094	100
2T	1	2-14 AWG	1/4	50	Slotted	0.265	1.160	0.500	0.550	0.310	0.690	0.100	100
0T	2	1/0-14 AWG	1/4	120	3/16	0.265	1.470	0.630	0.790	0.440	0.850	0.190	50
2-0T	3	1/0-14 AWG	1/4	120	3/16	0.265	1.470	1.130	0.790	0.440	0.850	0.190	50
2/0T	2	2/0-14 AWG	1/4	120	3/16	0.265	1.470	0.630	0.790	0.440	0.850	0.190	50
2-2/0T	3	(2) 2/0-14 AWG	1/4	120	3/16	0.265	1.470	1.250	0.790	0.440	0.850	0.190	50
3/0T	2	3/0-6 AWG	1/4	250	3/16	0.265	1.875	0.700	0.890	0.500	0.850	0.145	50
250T	2	250 MCM-6 AWG	5/16	330	5/16	0.328	2.000	0.880	1.020	0.470	1.130	0.220	24
2-250T	3	(2) 250 MCM-6 AWG	5/16	330	5/16	0.328	2.560	1.630	1.020	0.630	1.690	0.220	10
300T	2	300 MCM - 6 AWG	5/16	330	5/16	0.328	2.000	0.880	1.130	0.500	1.000	0.250	24
350T	2	350 MCM-6 AWG	3/8	400	5/16	0.406	2.250	0.990	1.130	0.500	1.250	0.250	20
2-350T	3	(2) 350 MCM-6 AWG	3/8	400	5/16	0.406	2.880	1.920	1.130	0.630	1.880	0.250	8
500T	2	500 MCM - 4 AWG	3/8	550	3/8	0.406	2.750	1.200	1.410	0.630	1.630	0.310	6
600T	2	600 MCM-2 AWG	3/8	550	3/8	0.406	3.180	1.380	1.510	0.630	1.930	0.380	6
2-600T	3	(2) 600 MCM-2 AWG	1/2	550	3/8	0.531	3.180	2.410	1.510	0.630	1.930	0.380	4
800T	2	800-300 MCM	1/2	550	1/2	0.531	3.250	1.440	1.690	0.630	1.880	0.440	6
2-800T	3	(2) 800-300 MCM	1/2	550	1/2	0.531	3.250	2.750	1.690	0.880	1.880	0.440	2
1000T	2	1000-350 MCM	1/2	600	9/16	0.531	3.250	1.690	1.880	0.750	1.750	0.440	6
2-1000T	3	(2) 1000-350 MCM	1/2	600	9/16	0.531	3.250	3.190	1.880	0.880	1.750	0.440	2

# CONNECTORS

## Mechanical Connectors

Aluminum, Dual Rated, Single & Double Lugs  
T, 2-T Series

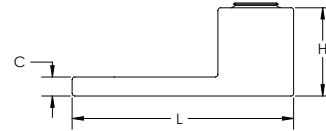
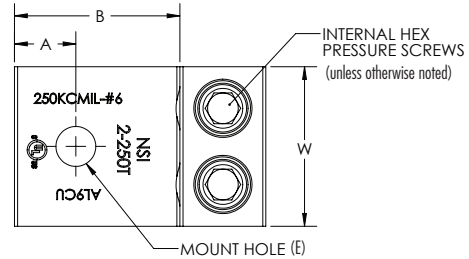


### SPECIFICATIONS

- cULus Listed Wire Connector.
- UL486A/B Listed. AL9CU
- Temperature Rating: 90 °C.
- Voltage: 600V max. (2000V ma. per UL486B).

### FEATURES

- Versatile and reusable set-screw connectors made of 6061T-6 aluminum alloy.
- Electro-tin plated for low contact resistance.
- For use with copper or aluminum conductors.



CAT. NO.	FIG. NO.	WIRE RANGE	MTG. BOLT SIZE	MAX TORQUE VALUE (IN./LBS.)	HEX WRENCH SIZE (IN.)	MTG. HOLE DIA.(E) (IN.)	LENGTH (L) (IN.)	WIDTH (W) (IN.)	HEIGHT (H) (IN.)	TANG LENGTH (A) (IN.)	TANG LENGTH (B) (IN.)	TANG THICKNESS (C) (IN.)	STD. CTN. QTY.
6TB	1	4-14 AWG	1/4	45	Slotted/Square	0.209	0.836	0.325	0.500	0.234	0.439	0.100	100
4T	1	4-14 AWG	1/4	45	Slotted	0.265	1.060	0.500	0.500	0.250	0.690	0.094	100
2T	1	2-14 AWG	1/4	50	Slotted	0.265	1.160	0.500	0.550	0.310	0.690	0.100	100
0T	2	1/0-14 AWG	1/4	120	3/16	0.265	1.470	0.630	0.790	0.440	0.850	0.190	50
2-0T	3	1/0-14 AWG	1/4	120	3/16	0.265	1.470	1.130	0.790	0.440	0.850	0.190	50
2/0T	2	2/0-14 AWG	1/4	120	3/16	0.265	1.470	0.630	0.790	0.440	0.850	0.190	50
2-2/0T	3	(2) 2/0-14 AWG	1/4	120	3/16	0.265	1.470	1.250	0.790	0.440	0.850	0.190	50
3/0T	2	3/0-6 AWG	1/4	250	3/16	0.265	1.875	0.700	0.890	0.500	0.850	0.145	50
250T	2	250 MCM-6 AWG	5/16	330	5/16	0.328	2.000	0.880	1.020	0.470	1.130	0.220	24
2-250T	3	(2) 250 MCM-6 AWG	5/16	330	5/16	0.328	2.560	1.630	1.020	0.630	1.690	0.220	10
300T	2	300 MCM - 6 AWG	5/16	330	5/16	0.328	2.000	0.880	1.130	0.500	1.000	0.250	24
350T	2	350 MCM-6 AWG	3/8	400	5/16	0.406	2.250	0.990	1.130	0.500	1.250	0.250	20
2-350T	3	(2) 350 MCM-6 AWG	3/8	400	5/16	0.406	2.880	1.920	1.130	0.630	1.880	0.250	8
500T	2	500 MCM - 4 AWG	3/8	550	3/8	0.406	2.750	1.200	1.410	0.630	1.630	0.310	6
600T	2	600 MCM-2 AWG	3/8	550	3/8	0.406	3.180	1.380	1.510	0.630	1.930	0.380	6
2-600T	3	(2) 600 MCM-2 AWG	1/2	550	3/8	0.531	3.180	2.410	1.510	0.630	1.930	0.380	4
800T	2	800-300 MCM	1/2	550	1/2	0.531	3.250	1.440	1.690	0.630	1.880	0.440	6
2-800T	3	(2) 800-300 MCM	1/2	550	1/2	0.531	3.250	2.750	1.690	0.880	1.880	0.440	2
1000T	2	1000-350 MCM	1/2	600	9/16	0.531	3.250	1.690	1.880	0.750	1.750	0.440	6
2-1000T	3	(2) 1000-350 MCM	1/2	600	9/16	0.531	3.250	3.190	1.880	0.880	1.750	0.440	2