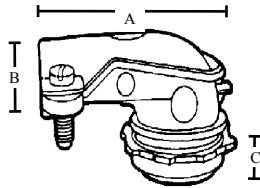


| CAT#   | A     | B    | C     |
|--------|-------|------|-------|
| 561A   | 1.5   | .858 | .380  |
| 561ADC | 2.016 | ---  | 1.087 |



| CAT#  | A      | B (Min-Max) | C     | SCREWS |
|-------|--------|-------------|-------|--------|
| 100/i | 1.740  | 0.43-0.72   | .370  | 2      |
| 101/i | 2.110  | 0.64-1.03   | .400  | 2      |
| 102/i | 2.400  | 0.76-1.15   | .400  | 2      |
| 103/i | 2.870  | 1.09-1.73   | .540  | 2      |
| 104/i | 4.000  | 1.34-1.97   | .640  | 2      |
| 105/i | 6.000  | 1.65-2.61   | .750  | 2      |
| 106/i | 6.000  | 1.54-2.54   | .740  | 2      |
| 107   | 7.187  | 2.45-2.98   | .875  | 4      |
| 108   | 7.875  | 2.93-3.45   | 1.031 | 4      |
| 109   | 9.400  | 3.28-3.95   | 1.031 | 4      |
| 110   | 10.200 | 3.68-4.43   | 1.031 | 4      |
| 100M  | 1.750  | 0.78-0.95   | .440  | 2      |
| 101M  | 1.750  | 0.78-0.95   | .440  | 2      |
| 102M  | 1.810  | 0.91-1.02   | .440  | 2      |
| 103M  | 2.060  | 1.25-1.38   | .560  | 2      |
| 104M  | 2.810  | 1.41-1.63   | .560  | 2      |
| 105M  | 3.810  | 1.75-2.00   | .560  | 2      |
| 106M  | 4.750  | 2.19-2.44   | .690  | 2      |
| 107M  | 6.250  | 2.75-3.00   | .880  | 4      |
| 108M  | 7.250  | 3.25-3.50   | 1.000 | 4      |
| 109M  | 10.250 | 3.70-4.16   | 1.250 | 4      |
| 110M  | 13.000 | 4.11-4.56   | 1.250 | 4      |
| 101Mi | 1.750  | 0.78-0.95   | .440  | 2      |
| 102Mi | 1.810  | 0.91-1.02   | .440  | 2      |
| 103Mi | 2.060  | 1.25-1.38   | .560  | 2      |
| 104Mi | 2.810  | 1.41-1.63   | .560  | 2      |
| 105Mi | 3.810  | 1.75-2.00   | .560  | 2      |
| 106Mi | 4.750  | 2.19-2.44   | .690  | 2      |
| 107Mi | 6.250  | 2.75-3.00   | .880  | 4      |
| 108Mi | 7.250  | 3.25-3.50   | 1.000 | 4      |
| 109Mi | 10.250 | 3.70-4.16   | 1.250 | 4      |
| 110Mi | 13.000 | 4.11-4.56   | 1.250 | 4      |

## DUPLEX CONNECTOR

90° ANGLE ZINC/MALLEABLE IRON

| TOPAZ CAT # | UPC#  | BX-FLEX SIZE | KO SIZE | UNIT CTN | SHIP CASE | WT/ CASE |
|-------------|-------|--------------|---------|----------|-----------|----------|
| 561A        | 15341 | 3/8"         | 1/2"    | 25       | 250       | 37       |
| 561ADC      | 86339 | 3/8"         | 1/2"    | 25       | 250       | 30       |

## BX-FLEX CONNECTORS

SQUEEZE TYPE 90° ANGLE

ZINC DIE CAST

| TOPAZ CAT # | UPC#  | CONDUIT SIZE | UNIT CTN | SHIP CASE | WT/ CASE |
|-------------|-------|--------------|----------|-----------|----------|
| 100         | 10340 | 3/8" 1/2" KO | 50       | 500       | 45       |
| 101         | 10350 | 1/2"         | 25       | 250       | 35       |
| 102         | 10360 | 3/4"         | 10       | 100       | 20       |
| 103         | 10370 | 1"           | 5        | 50        | 19       |
| 104         | 10380 | 1 1/4"       | 10       | 40        | 20       |
| 105         | 10390 | 1 1/2"       | —        | 5         | 5        |
| 106         | 10400 | 2"           | —        | 5         | 6        |
| 107         | 10410 | 2 1/2"       | —        | 5         | 18       |
| 108         | 10420 | 3"           | —        | 2         | 9        |
| 109         | 10430 | 3 1/2"       | —        | 1         | 9        |
| 110         | 10440 | 4"           | —        | 1         | 10       |

### INSULATED THROAT


|      |       |              |    |     |    |
|------|-------|--------------|----|-----|----|
| 100i | 10341 | 3/8" 1/2" KO | 50 | 500 | 45 |
| 101i | 10351 | 1/2"         | 25 | 250 | 35 |
| 102i | 10361 | 3/4"         | 10 | 100 | 20 |
| 103i | 10371 | 1"           | 5  | 50  | 19 |
| 104i | 10381 | 1 1/4"       | 10 | 40  | 20 |
| 105i | 10391 | 1 1/2"       | —  | 5   | 5  |
| 106i | 10401 | 2"           | —  | 5   | 6  |

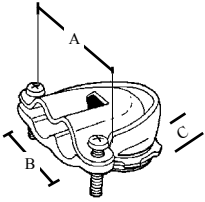
MALLEABLE IRON

|      |       |        |    |     |    |
|------|-------|--------|----|-----|----|
| 100M | 85239 | 3/8"   | 25 | 250 | 40 |
| 101M | 10510 | 1/2"   | 25 | 250 | 40 |
| 102M | 10520 | 3/4"   | 10 | 100 | 30 |
| 103M | 10530 | 1"     | 5  | 50  | 30 |
| 104M | 10540 | 1 1/4" | —  | 50  | 38 |
| 105M | 10550 | 1 1/2" | —  | 5   | 5  |
| 106M | 10560 | 2"     | —  | 5   | 10 |
| 107M | 10570 | 2 1/2" | —  | 5   | 16 |
| 108M | 10580 | 3"     | —  | 2   | 9  |
| 109M | 10590 | 3 1/2" | —  | 1   | 14 |
| 110M | 10600 | 4"     | —  | 1   | 24 |

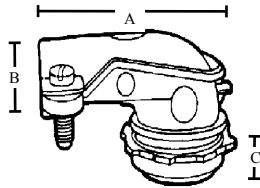
### INSULATED THROAT

|       |       |        |    |     |      |
|-------|-------|--------|----|-----|------|
| 101Mi | 10511 | 1/2"   | 25 | 250 | 16   |
| 102Mi | 10521 | 3/4"   | 10 | 100 | 30   |
| 103Mi | 10531 | 1"     | 5  | 50  | 60   |
| 104Mi | 10541 | 1 1/4" | 5  | 50  | 76   |
| 105Mi | 10551 | 1 1/2" | —  | 5   | 100  |
| 106Mi | 10561 | 2"     | —  | 5   | 200  |
| 107Mi | 10571 | 2 1/2" | —  | 5   | 320  |
| 108Mi | 10581 | 3"     | —  | 2   | 450  |
| 109Mi | 10591 | 3 1/2" | —  | 1   | 1400 |
| 110Mi | 10601 | 4"     | —  | 1   | 2400 |





| CAT#   | A     | B    | C     |
|--------|-------|------|-------|
| 561A   | 1.5   | .858 | .380  |
| 561ADC | 2.016 | ---  | 1.087 |



| CAT#  | A      | B (Min-Max) | C     | SCREWS |
|-------|--------|-------------|-------|--------|
| 100/i | 1.740  | 0.43-0.72   | .370  | 2      |
| 101/i | 2.110  | 0.64-1.03   | .400  | 2      |
| 102/i | 2.400  | 0.76-1.15   | .400  | 2      |
| 103/i | 2.870  | 1.09-1.73   | .540  | 2      |
| 104/i | 4.000  | 1.34-1.97   | .640  | 2      |
| 105/i | 6.000  | 1.65-2.61   | .750  | 2      |
| 106/i | 6.000  | 1.54-2.54   | .740  | 2      |
| 107   | 7.187  | 2.45-2.98   | .875  | 4      |
| 108   | 7.875  | 2.93-3.45   | 1.031 | 4      |
| 109   | 9.400  | 3.28-3.95   | 1.031 | 4      |
| 110   | 10.200 | 3.68-4.43   | 1.031 | 4      |
| 100M  | 1.750  | 0.78-0.95   | .440  | 2      |
| 101M  | 1.750  | 0.78-0.95   | .440  | 2      |
| 102M  | 1.810  | 0.91-1.02   | .440  | 2      |
| 103M  | 2.060  | 1.25-1.38   | .560  | 2      |
| 104M  | 2.810  | 1.41-1.63   | .560  | 2      |
| 105M  | 3.810  | 1.75-2.00   | .560  | 2      |
| 106M  | 4.750  | 2.19-2.44   | .690  | 2      |
| 107M  | 6.250  | 2.75-3.00   | .880  | 4      |
| 108M  | 7.250  | 3.25-3.50   | 1.000 | 4      |
| 109M  | 10.250 | 3.70-4.16   | 1.250 | 4      |
| 110M  | 13.000 | 4.11-4.56   | 1.250 | 4      |
| 101Mi | 1.750  | 0.78-0.95   | .440  | 2      |
| 102Mi | 1.810  | 0.91-1.02   | .440  | 2      |
| 103Mi | 2.060  | 1.25-1.38   | .560  | 2      |
| 104Mi | 2.810  | 1.41-1.63   | .560  | 2      |
| 105Mi | 3.810  | 1.75-2.00   | .560  | 2      |
| 106Mi | 4.750  | 2.19-2.44   | .690  | 2      |
| 107Mi | 6.250  | 2.75-3.00   | .880  | 4      |
| 108Mi | 7.250  | 3.25-3.50   | 1.000 | 4      |
| 109Mi | 10.250 | 3.70-4.16   | 1.250 | 4      |
| 110Mi | 13.000 | 4.11-4.56   | 1.250 | 4      |

## DUPLEX CONNECTOR

90° ANGLE ZINC/MALLEABLE IRON

| TOPAZ CAT # | UPC#  | BX-FLEX SIZE | KO SIZE | UNIT CTN | SHIP CASE | WT/ CASE |
|-------------|-------|--------------|---------|----------|-----------|----------|
| 561A        | 15341 | 3/8"         | 1/2"    | 25       | 250       | 37       |
| 561ADC      | 86339 | 3/8"         | 1/2"    | 25       | 250       | 30       |

## BX-FLEX CONNECTORS

SQUEEZE TYPE 90° ANGLE

ZINC DIE CAST

| TOPAZ CAT # | UPC#  | CONDUIT SIZE | UNIT CTN | SHIP CASE | WT/ CASE |
|-------------|-------|--------------|----------|-----------|----------|
| 100         | 10340 | 3/8" 1/2" KO | 50       | 500       | 45       |
| 101         | 10350 | 1/2"         | 25       | 250       | 35       |
| 102         | 10360 | 3/4"         | 10       | 100       | 20       |
| 103         | 10370 | 1"           | 5        | 50        | 19       |
| 104         | 10380 | 1 1/4"       | 10       | 40        | 20       |
| 105         | 10390 | 1 1/2"       | —        | 5         | 5        |
| 106         | 10400 | 2"           | —        | 5         | 6        |
| 107         | 10410 | 2 1/2"       | —        | 5         | 18       |
| 108         | 10420 | 3"           | —        | 2         | 9        |
| 109         | 10430 | 3 1/2"       | —        | 1         | 9        |
| 110         | 10440 | 4"           | —        | 1         | 10       |

### INSULATED THROAT

|      |       |              |    |     |    |
|------|-------|--------------|----|-----|----|
| 100i | 10341 | 3/8" 1/2" KO | 50 | 500 | 45 |
| 101i | 10351 | 1/2"         | 25 | 250 | 35 |
| 102i | 10361 | 3/4"         | 10 | 100 | 20 |
| 103i | 10371 | 1"           | 5  | 50  | 19 |
| 104i | 10381 | 1 1/4"       | 10 | 40  | 20 |
| 105i | 10391 | 1 1/2"       | —  | 5   | 5  |
| 106i | 10401 | 2"           | —  | 5   | 6  |

MALLEABLE IRON

|      |       |        |    |     |    |
|------|-------|--------|----|-----|----|
| 100M | 85239 | 3/8"   | 25 | 250 | 40 |
| 101M | 10510 | 1/2"   | 25 | 250 | 40 |
| 102M | 10520 | 3/4"   | 10 | 100 | 30 |
| 103M | 10530 | 1"     | 5  | 50  | 30 |
| 104M | 10540 | 1 1/4" | —  | 50  | 38 |
| 105M | 10550 | 1 1/2" | —  | 5   | 5  |
| 106M | 10560 | 2"     | —  | 5   | 10 |
| 107M | 10570 | 2 1/2" | —  | 5   | 16 |
| 108M | 10580 | 3"     | —  | 2   | 9  |
| 109M | 10590 | 3 1/2" | —  | 1   | 14 |
| 110M | 10600 | 4"     | —  | 1   | 24 |

### INSULATED THROAT

|       |       |        |    |     |      |
|-------|-------|--------|----|-----|------|
| 101Mi | 10511 | 1/2"   | 25 | 250 | 16   |
| 102Mi | 10521 | 3/4"   | 10 | 100 | 30   |
| 103Mi | 10531 | 1"     | 5  | 50  | 60   |
| 104Mi | 10541 | 1 1/4" | 5  | 50  | 76   |
| 105Mi | 10551 | 1 1/2" | —  | 5   | 100  |
| 106Mi | 10561 | 2"     | —  | 5   | 200  |
| 107Mi | 10571 | 2 1/2" | —  | 5   | 320  |
| 108Mi | 10581 | 3"     | —  | 2   | 450  |
| 109Mi | 10591 | 3 1/2" | —  | 1   | 1400 |
| 110Mi | 10601 | 4"     | —  | 1   | 2400 |

