


# RBI Receptacle Box Installer

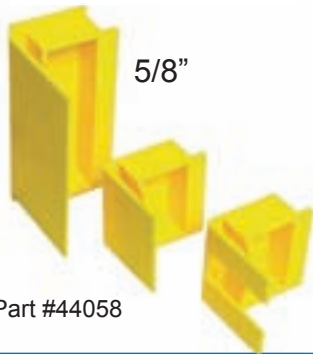
The Simple Tool that does a BIG job!

**NEW**



1/2"

Part #44050



5/8"

Part #44058

*Features:*

- Easy to use. Speeds up installation time and productivity.
- This reusable tool sets all your receptacle boxes perfectly the first time every time.
- The "quick check" feature will let you know immediately if the box is placed correctly.
- Can be used with many different styles of receptacle boxes; both wall and ceiling. Even works on double and triple studs and beams.
- Available in 5/8" and 1/2" sizes and in 3 styles.



## WIRE/CABLE

# PULLING PARTNER

Your "Racky Yanker!"



**NEW**

*Features*

- Pull small wire with just one person
- Guide wire and cable through boxes, fixtures, panels, connectors, and more.
- Stops wire from touching metal edges
- Available in 1/2", 3/4", and 1" sizes



Part #42300

### Standard Model

*Features:*

- Size: 15" x 15"
- Handles up to 500 lbs reels
- Works with wooden and plastic reels




# TUG WISE

4 Screw Holes for Easy Attachment

### Deluxe Model

*Features:*

- Size: 21.5" x 21.5"
- Handles up to 1500 lbs reels
- Made of 3/8" thick alluminum alloy
- Built to handle anything



Standard #11931  
Deluxe #11932

Ever had a jack-stand kick out on you? An accident like that can lose you a lot of time, and towing a clunky reel trailer behind your vehicle is no faster! Why risk it? Simply attach the Tug-Wise to the base of your reel and be ready to pull cable instantly.

