

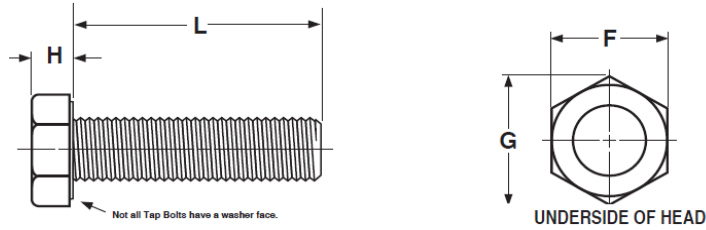


Atlanta, Georgia

Phone 800-521-7326

Fax 770-745-1333

Hex Bolt Silicon Bronze



F
Width

G
Width

H
Head

| Peco Catalog# | Basic Diameter | Basic | Across Flats | | Across Corners | | Basic | Height | | |
|----------------------------------------|----------------|--------|--------------|-------|----------------|-------|-------|--------|-------|-------|
| | | | Min | Max | Min | Max | | Min | Max | |
| See Section Three of Our Catalog | 1/4 | 0.2500 | 7/16 | 0.428 | 0.438 | 0.488 | 0.505 | 5/32 | 0.150 | 0.163 |
| | 5/16 | 0.3125 | 1/2 | 0.489 | 0.500 | 0.557 | 0.577 | 13/64 | 0.195 | 0.211 |
| | 3/8 | 0.3750 | 9/16 | 0.551 | 0.562 | 0.628 | 0.650 | 15/64 | 0.226 | 0.243 |
| | 7/16 | 0.4375 | 5/8 | 0.612 | 0.625 | 0.698 | 0.722 | 9/32 | 0.272 | 0.291 |
| | 1/2 | 0.5000 | 3/4 | 0.736 | 0.750 | 0.840 | 0.866 | 5/16 | 0.302 | 0.323 |
| | 9/16 | 0.5625 | 13/16 | 0.798 | 0.812 | 0.910 | 0.938 | 23/64 | 0.348 | 0.371 |
| | 5/8 | 0.6250 | 15/16 | 0.922 | 0.938 | 1.051 | 1.083 | 25/64 | 0.378 | 0.403 |
| | 3/4 | 0.7500 | 1-1/8 | 1.100 | 1.125 | 1.254 | 1.299 | 15/32 | 0.455 | 0.483 |
| | 7/8 | 0.8750 | 1-5/16 | 1.285 | 1.312 | 1.465 | 1.516 | 37/64 | 0.531 | 0.563 |
| | 1 | 1.0000 | 1-1/2 | 1.469 | 1.500 | 1.675 | 1.732 | 43/64 | 0.591 | 0.627 |
| 1-1/4 | 1.2500 | 1-7/8 | 1.812 | 1.875 | 2.066 | 2.165 | 27/32 | 0.749 | 0.813 | |

| | |
|----------------------------------------------------------------------------------------------------------------------------------------------------------------|----------------------------------------------------------------------------------------------------------------------|
| Dimensions Material Mechanical Requirements Thread Requirements Material Test Reports Product Marking | ASME B18.2.1 Fully Threaded |
| | Alloy 651, 655, 661 Silicon Bronze |
| | Wedge Tensile Tested in accordance with ASTM F468 to 50,000 psi min. |
| | ASME B1.1 UNC & UNF Class 2A Thread Acceptance Per 6.5.1.4 of ASTM F788 |
| | Must be lot traceable, must be dimensional results, Chemical, and Mechanical test results to the specs above. |
| | Manufacturer ID and Alloy Grade. (651, 655, or 661) |

Peco Fasteners specification sheets are a reference guide to help in the selection of fasteners. Peco has made every effort to ensure the accuracy of the information. However, Peco Fasteners is not responsible for any errors that may be contained within these sheets. Peco Fasteners makes no claim of warranty in the accuracy of this information. Users of this information are solely responsible for protecting themselves against liability. It is solely the responsibility of the purchasers and users of these fasteners to consult with Engineers that are experts in an applicable field. Peco Fasteners is not responsible for any loss, claim, or damage due to these specification sheets.

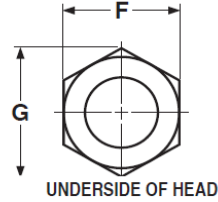
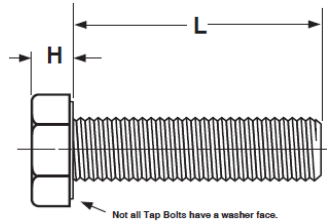


Atlanta, Georgia

Phone 800-521-7326

Fax 770-745-1333

Hex Bolt Silicon Bronze



F
Width

G
Width

H
Head

| Peco Catalog# | Basic Diameter | Basic | Across Flats | | Across Corners | | Basic | Height | | |
|----------------------------------------|----------------|--------|--------------|-------|----------------|-------|-------|--------|-------|-------|
| | | | Min | Max | Min | Max | | Min | Max | |
| See Section Three of Our Catalog | 1/4 | 0.2500 | 7/16 | 0.428 | 0.438 | 0.488 | 0.505 | 5/32 | 0.150 | 0.163 |
| | 5/16 | 0.3125 | 1/2 | 0.489 | 0.500 | 0.557 | 0.577 | 13/64 | 0.195 | 0.211 |
| | 3/8 | 0.3750 | 9/16 | 0.551 | 0.562 | 0.628 | 0.650 | 15/64 | 0.226 | 0.243 |
| | 7/16 | 0.4375 | 5/8 | 0.612 | 0.625 | 0.698 | 0.722 | 9/32 | 0.272 | 0.291 |
| | 1/2 | 0.5000 | 3/4 | 0.736 | 0.750 | 0.840 | 0.866 | 5/16 | 0.302 | 0.323 |
| | 9/16 | 0.5625 | 13/16 | 0.798 | 0.812 | 0.910 | 0.938 | 23/64 | 0.348 | 0.371 |
| | 5/8 | 0.6250 | 15/16 | 0.922 | 0.938 | 1.051 | 1.083 | 25/64 | 0.378 | 0.403 |
| | 3/4 | 0.7500 | 1-1/8 | 1.100 | 1.125 | 1.254 | 1.299 | 15/32 | 0.455 | 0.483 |
| | 7/8 | 0.8750 | 1-5/16 | 1.285 | 1.312 | 1.465 | 1.516 | 37/64 | 0.531 | 0.563 |
| | 1 | 1.0000 | 1-1/2 | 1.469 | 1.500 | 1.675 | 1.732 | 43/64 | 0.591 | 0.627 |
| 1-1/4 | 1.2500 | 1-7/8 | 1.812 | 1.875 | 2.066 | 2.165 | 27/32 | 0.749 | 0.813 | |

| | |
|----------------------------------------------------------------------------------------------------------------------------------------------------------------|----------------------------------------------------------------------------------------------------------------------|
| Dimensions Material Mechanical Requirements Thread Requirements Material Test Reports Product Marking | ASME B18.2.1 Fully Threaded |
| | Alloy 651, 655, 661 Silicon Bronze |
| | Wedge Tensile Tested in accordance with ASTM F468 to 50,000 psi min. |
| | ASME B1.1 UNC & UNF Class 2A Thread Acceptance Per 6.5.1.4 of ASTM F788 |
| | Must be lot traceable, must be dimensional results, Chemical, and Mechanical test results to the specs above. |
| | Manufacturer ID and Alloy Grade. (651, 655, or 661) |

Peco Fasteners specification sheets are a reference guide to help in the selection of fasteners. Peco has made every effort to ensure the accuracy of the information. However, Peco Fasteners is not responsible for any errors that may be contained within these sheets. Peco Fasteners makes no claim of warranty in the accuracy of this information. Users of this information are solely responsible for protecting themselves against liability. It is solely the responsibility of the purchasers and users of these fasteners to consult with Engineers that are experts in an applicable field. Peco Fasteners is not responsible for any loss, claim, or damage due to these specification sheets.