

SECTION

B



Wiring Devices

Our broad line of wiring devices deliver reliable performance, quality construction and labor-saving features that make our devices faster and easier to install. You will find a wide color palette suited for today's new and existing homes, along with a complete decorator offering for home-wide contemporary styling. A host of devices are also available within this section for enhancing the safety of a home—from tamper resistant receptacles to combination nightlights.



Switches
B-2



Combination devices
B-12



USB receptacles
B-14



Receptacles
B-20



GFCIs
B-30



Power devices
B-36



Plugs & connectors
B-46



Lampholders
B-56



Switches

Our comprehensive line of switches encompasses everything from upscale decorator designs to standard toggle switches and even special-use replacement switches. All of our switches are engineered for smooth action and years of safe, dependable service no matter what the application, type of load or use.

Switch families

Decorator standard grade



B-4

Heavy duty grade toggle



B-5

Standard grade toggle




B-6

Standard grade CO/ALR toggle




B-7

Heavy duty grade canopy switches




B-8

Miscellaneous standard grade switches



B-10

Switch colors



Almond




Black



Brown



Gray



Ivory



Lt. Almond



White

- Built-in patented wire stripper provides handy backup for misplaced tools
- Longer, wider strap provides 40% more contact area to wallboard, virtually eliminating floating installations
- Ultrasonic welded thermoplastic top and bottom housing eliminate call-backs due to job-site breakage
- Cam action mechanism inside for quiet switch action
- Built-in wire looper to speed termination of both #14 and #12 AWG wire
- Slotted, Phillips and Robertson tri-combo screw heads offer greater installation flexibility



Specific switch solutions for today's needs



Aesthetic upgrades

Complete the look of a beautiful redecoration, renovation or new home with decorator switches that provide contemporary styling to coordinate perfectly with today's décor.

See page B-4

Shown:
7503



Device locator lighting

There are areas in every home where it is difficult to visually locate a switch in low-light or dark conditions. Lighted switches emit a soft glow that makes them easy to find without fumbling.

See page B-6

Shown:
1301-7LT



Aluminum wiring

There are many homes that still contain aluminum wiring. Hybrid copper & aluminum compatible (CO/ALR) switches are required for aluminum wiring.

See page B-7

Shown:
5221-7



Decorator standard grade switches

Product description

Single-pole, 3-way, 4-way
15A, 120/277V/AC



Design features

- Thermoplastic rocker, top and backbody are virtually unbreakable, promising years of durable performance
- Ultrasonic welding and integrated construction of the strap and body provide superior integrity
- Backwire clamps on the side terminals provide for easy installation of #12 and #14 AWG wire
- Push-in terminals accept #14 AWG solid wire
- Stippled ground screw terminal standard
- 120/277V/AC rating ideal for fluorescent lighting fixtures and a broad variety of applications
- Long, broad mounting strap virtually eliminates floating installations
- Patented built-in wire stripper for #12 and #14 AWG wire to speed installation
- Tri-combo screws accept Slotted, Phillips, and Robertson-head tools for installation flexibility
- Lighted switches glow in "OFF" position



7501

Decorator switches

Rating		Description	Color suffix	Catalog no.	 
A	V/AC				
15	120/277	Single-pole, back wire, push wire	A, B, BK, GY, LA, V, W	□ 7501__	• •
		Auto-grounding single-pole, back wire, push wire	A, B, BK, GY, LA, V, W	□ 7501-9__	• •
		3-way, back wire, push wire	A, B, BK, GY, LA, V, W	□ 7503__	• •
		Auto-grounding 3-way, back wire, push wire	A, B, BK, GY, LA, V, W	□ 7503-9__	• •
		4-way, back wire, push wire	A, B, BK, GY, LA, V, W	□ 7504__*	•
		Lighted single-pole, back wire, push wire	A, LA, V, W	□ 7511__	
		Lighted 3-way, back wire, push wire	A, LA, V, W	□ 7513__	

cULus Listed to UL20, file no. E18704; 7504 also UL Listed to Federal Spec WS-896E *Fed Spec.

AC decorator switches, back & side wire

Rating		Description	Color	Catalog no.	
A	V/AC				
15	120/277	Single-pole, two position, momentary contact, decorator	W	□ 7521W	•

Color ordering information:

For ordering devices, include Catalog no. followed by the Color suffix: A (Almond), B (Brown), BK (Black), GY (Gray), LA (Light Almond), V (Ivory), W (White)

A	B	BK	GY	LA	V	W
(Almond)	(Brown)	(Black)	(Gray)	(Lt. Almond)	(Ivory)	(White)

Dimensional information: B-68 **Specification information:** Please visit www.eaton.com/wiringdevices

Compliances, specifications and availability are subject to change without notice.

 Indicates NAFTA compliant - Page G-21

 RoHS compliant - Page G-21

Heavy duty grade toggle switches

Product description

Single-pole & 3-way
15A, 120/277V/AC



Design features

- Larger contacts and robust design for extended switch life
- Backwire clamps on the side terminals provide for easy installation of #12 and #14 AWG wire
- Side wire terminals accept up to #10 solid wire
- 120/277V/AC rating ideal for fluorescent lighting fixtures and a broad variety of applications
- Long, broad steel mounting strap zinc plated for corrosion resistance, virtually eliminates floating installations
- Patented built-in wire stripper for #12 and #14 AWG wire to speed installation
- Ground screw terminal standard
- Stippled line and ground contacts standard
- Tri-combo head mounting and terminal screws ease installation



CSB115ST

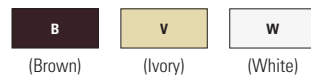
Heavy duty toggle switches

Rating A	V/AC	Description	Color suffix	Catalog no.	 
15	120/277	Single-pole, back & side wire	B, V, W	<input type="checkbox"/> CSB115ST__	• •
		3-way, back & side wire	V, W	<input type="checkbox"/> CSB315ST__	• •

cULus Listed to UL20, file no. E18704; NOM certified

Color ordering information:

For ordering devices, include Catalog no. followed by the Color suffix: B (Brown), V (Ivory), W (White)



Dimensional information: B-68 **Specification information:** Please visit www.eaton.com/wiringdevices
Compliances, specifications and availability are subject to change without notice.

 Indicates NAFTA compliant - Page G-21

 RoHS compliant - Page G-21

Standard grade toggle switches

Product description

Single-pole, 3-way, 4-way
15A, 120V/AC

Design features

- 3-way switches feature additional push-in common termination for feed-through tapping
- Push-in terminals accept #14 AWG solid wire only; side wire terminals accept up to #10 AWG solid wire
- Long, broad mounting strap virtually eliminates floating installations
- Patented built-in wire stripper for #12 and #14 AWG wire to speed installation
- Patented built-in wire looper for pre-looping
- Tri-combo screws accept Slotted, Phillips, and Robertson-head tools for installation flexibility
- Lighted toggle glows in "OFF" position



1303



1301-7





1301-73

Toggle switches, non-grounding

Rating		Description	Color suffix	Catalog no.	 
A	V/AC				
15	120	Single-pole, side wire & push wire	B, BK, LA, V, W	□ 1301__	• •
		3-way, back wire, side wire & push wire	B, BK, LA, V, W	□ 1303__	• •

cULus Listed to UL20, file no. E18704; 7504 also UL Listed to Federal Spec WS-896E

Toggle switches, grounding

Rating		Description	Color suffix	Catalog no.	 
A	V/AC				
15	120	Single-pole, side wire & push wire	A, B, BK, LA, V, W	□ 1301-7__	• •
		Single-pole, side wire & push wire, auto ground	A, B, BK, LA, V, W	□ 1301-9__	• •
		3-way, back wire, side wire & push wire	A, B, BK, LA, V, W	□ 1303-7__	• •
		3-way, side wire & push wire, auto ground	A, B, BK, LA, V, W	□ 1303-9__	• •
		4-way, side wire & push wire	A, B, BK, LA, V, W	□ 1242-7__	
		Single-pole, less ears, side wire & push wire	A, B, BK, LA, W	□ 1301-73__	• •
		Lighted, single-pole, side wire & push wire	LA, V, W	□ 1301-7LT__	•
		Lighted, 3-way, side wire & push wire	V, W	□ 1303-7LT__	•

cULus Listed to UL20, file no. E18704; NOM certified. Lighted models also CSA certified to C22.2, no. 111

Color ordering information:

For ordering devices, include Catalog no. followed by the Color suffix: A (Almond), B (Brown), BK (Black), LA (Light Almond), V (Ivory), W (White)

A	B	BK	LA	V	W
(Almond)	(Brown)	(Black)	(Lt. Almond)	(Ivory)	(White)

Dimensional information: B-68 **Specification information:** Please visit www.eaton.com/wiringdevices
Compliances, specifications and availability are subject to change without notice.

 Indicates NAFTA compliant - Page G-21

 RoHS compliant - Page G-21

Standard grade CO/ALR toggle switches

Product description

Single-pole & 3-way
15A, 120V/AC

Design features

- For direct connection to aluminum or copper wire
- Industrial design cam action mechanism ensures quiet switch action
- Side wire terminals accept up to #10 AWG solid copper wire, and up to #10 AWG solid aluminum wire
- Terminal screws backed out—ready for wiring
- Patented built-in wire stripper for #12 and #14 AWG wire to speed installation
- Combination Slot/Phillips head mounting and terminal screws ease installation (Slot/Robertson screws in Canada where available)
- Long, broad mounting strap virtually eliminates floating installations



5221-7

CO/ALR toggle switches

Rating		Description	Color suffix	Catalog no.	
A	V/AC				
15	120	Single-pole, side wire	V, W	□5221-7__	•
		3-way, side wire	V, W	□5223-7__	•

Listed to UL20, file no. E18704; CSA certified to C22.2, no. 111

Color ordering information:

For ordering devices, include Catalog no. followed by the Color suffix: V (Ivory), W (White)



Dimensional information: B-68 **Specification information:** Please visit www.eaton.com/wiringdevices
Compliances, specifications and availability are subject to change without notice.

 RoHS compliant - Page G-21

Miscellaneous standard grade switches

Product description

Feed-through cord switches



Design features

- Insulation displacement terminals eliminate need for stripping insulation from cord conductors
- For in-line, ON/OFF switching



933

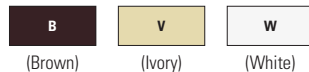
Feed-through cord switch

Rating		Description	Color suffix	Catalog no.	 
A	V/AC				
3	120	Feed-through cord switch for flat or round cords, ON-OFF sequence, insulation displacement terminals Fits the following cord types: #18/2 SPT-1, SPT2 or HPN Cord; #16/2 SPT-1, SPT2 or HPN Cord; Round Type SVT Cord (max. dia. 9/32", 7.14mm)	B, V, W	□ 933__	• •

Listed to UL20, file no. E47968; CSA certified to C22.2, no. 111; NOM certified

Color ordering information:

For ordering devices, include Catalog no. followed by the Color suffix: B (Brown), V (Ivory), W (White)



Dimensional information: B-68 **Specification information:** Please visit www.eaton.com/wiringdevices
Compliances, specifications and availability are subject to change without notice.

 Indicates NAFTA compliant - Page G-21

 RoHS compliant - Page G-21

Canopy switches

Product description

Single-pole, two-circuit
 1A, 125V/AC; 1A, 250V/AC;
 3A, 125V/AC; 3A, 250V/AC;
 6A, 125V/AC; 6A, 250V/AC

Design features


- Wide variety of sizes for use in fixtures, appliances, doorways and with equipment
- Shank is threaded 15/32"-32 x 15/32" (11.8mm) long
- Hex nut and finishing nut furnished
- 6" (152.4mm) wire lead terminals, #18 105°C stripped 0.75" (19.1mm)



458BD



442



460



449NP

Pull chain canopy switches



A	Rating V/AC	VL	Description	Color	Catalog no.	
6 3 1	125 250	125	Pull chain with end bell, single-pole, ON-OFF sequence	NP	□ 458NP	•
			Pull chain with end bell, single-pole, ON-OFF sequence	BD	□ 458BD	•

UL Recognized component for US & Canada, file no. E89885

Pull chain canopy switches



A	Rating V/AC	Description	Color	Catalog no.
3 3 6	125 "T" 250 250	Single-pole, side wire	NP	□ 442

UL Recognized component for US & Canada, file no. E89885

Pull chain canopy switches



A	Rating V/AC	Description	Color	Catalog no.	
3 6	250 125	Pull chain with end bell, two-circuit Lo-Med-Hi-OFF sequence	BD	□ 460	•

UL Recognized component for US & Canada, file no. E89885


Push button canopy switches

A	Rating V/AC	VL	Description	Color	Catalog no.
1 3	250	125	Metal push button, single-pole, ON-OFF sequence	NP	□ 449NP

UL Recognized component for US & Canada, file no. E81103

Color ordering information:

BD (Brass), NP (Nickel)



Specification information: Please visit www.eaton.com/wiringdevices
Compliances, specifications and availability are subject to change without notice.

RoHS compliant - Page G-21

Circuit control switches

Product description

Single-pole, single throw
6A, 125V/AC, 3A, 125V/AC

Design features

- Shank is threaded 15/32"-32 x 15/32" (11.8mm) long
- Keyed shank, indicator plate and finishing nut furnished
- 6" (152.4mm) wire lead terminals, #18 AWG 105°C stripped 0.75" (19.1mm)



452

Circuit control toggle switch

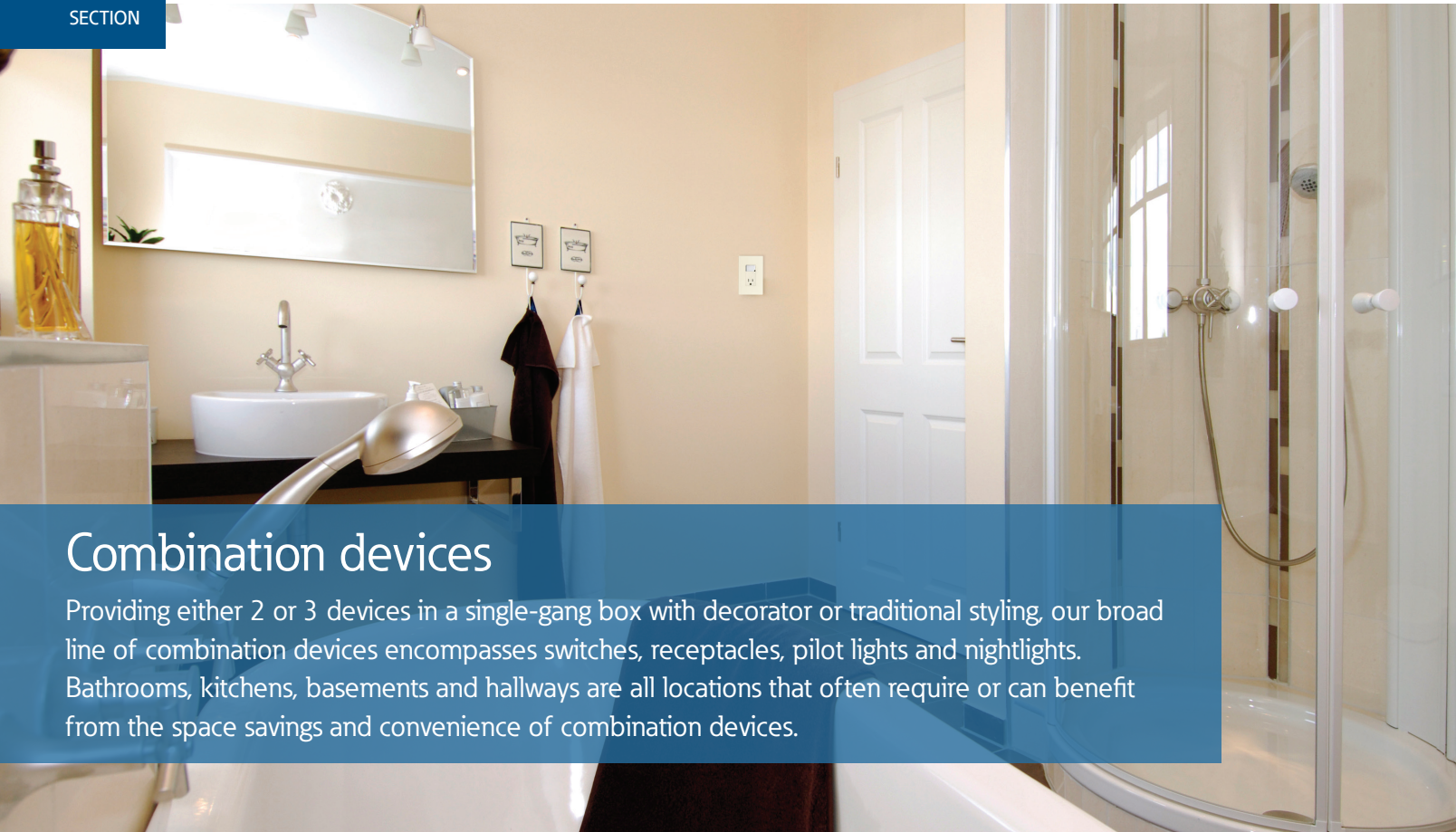
Rating		Description	Color	Catalog no.	
A	V/AC				
6	125	Metal bat handle, single-pole single throw circuit, ON-OFF sequence	Silver	□ 452	•
3	250				

UL Recognized component for US & Canada, file no. E18704; CSA certified

Specification information: Please visit www.eaton.com/wiringdevices
Compliances, specifications and availability are subject to change without notice.

 RoHS compliant - Page G-21






Combination devices

Providing either 2 or 3 devices in a single-gang box with decorator or traditional styling, our broad line of combination devices encompasses switches, receptacles, pilot lights and nightlights. Bathrooms, kitchens, basements and hallways are all locations that often require or can benefit from the space savings and convenience of combination devices.

Combination device families

Combination USB charger with tamper resistant receptacle



B-14

Decorator heavy duty grade combination devices



B-15

Traditional style heavy duty grade combination devices



B-16

Dimmable nightlight heavy duty grade combination devices



B-18

Combination device colors

	
Almond	Black
	
Brown	Gray
	
Ivory	Lt. Almond
	
White	

- Convenient patented built-in wire stripper speeds installation
- Steel mounting strap is zinc plated for added corrosion resistance
- USB Receptacles allow for quick and convenient charging of most electronic accessories
- Nightlight models feature dimmable LED lamps



Specific combination device solutions for today's needs



USB charging devices

Perfect for quickly and easily charging most electronic components without powered computers or bulky adapters.

See page B-14

Shown:
TR7740




Light & motor control

Combination switches are horsepower rated to carry motor loads such as bathroom fans and garbage disposals on the same or separate circuits.

See page B-15

Shown:
7728



LED nightlight combinations

Ideal for bathrooms, hallways, stairs and landings, flush-mount LED nightlight combination devices provide added safety and comfort along with switch or receptacle functionality.

See page B-18

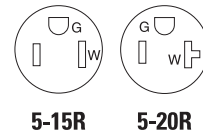
Shown:
TR7735



Combination USB charger with tamper resistant receptacle

Product description

2-pole, 3-wire grounding
 15A, 125V/AC, 5V DC 700MA
 15A, 125V/AC, 5V DC 2.4A
 15A, 125V/AC, 5V DC 3.1A
 20A, 125V/AC, 5V DC 3.1A



TR7740



TR7755

Design features

- Standard AC receptacle with two USB charging ports for conveniently charging most electronic accessories
- Dual USB charging ports charge most compatible electronic devices that charge via a 5V power adapter
- Three (3) pre-stripped 6" wire leads for line, neutral and ground for quick and easy installation (TR7755 and TR7756 only)
- Tamper resistant receptacles provide compliance with 2014 NEC® Article 406.12 which states that all 15A and 20A, 125V/AC receptacles installed in dwelling units must be tamper resistant
- Automatic grounding system eliminates need for bonding jumper in grounded metal enclosure and provides redundant measure of ground continuity where jumper is used
- Thermoplastic top and back-body are virtually unbreakable to deliver years of durable performance
- Steel mounting strap is zinc plated for added corrosion resistance
- Convenient patented built-in wire strippers speeds installation
- Backwire clamps on side terminals provide for easy installation of #12 and #14 AWG wire (TR7740/TR7741)
- Triple wipe blade contacts and double wipe ground contacts to insure long-term plug retention
- Replaces a standard duplex receptacle for USB charging capability without the need for special tools or bulky adapters



Combination USB charger with TR receptacle

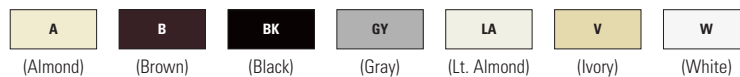


		Rating		Description	Color suffix	Catalog no.
A	V/AC	A	V/DC			
15	125	0.7	5	Combination USB charger with TR receptacle	A, BK, GY, LA, V, W	□ TR7740__
15	125	2.4	5	Combination USB charger with TR receptacle	A, B, BK, GY, LA, V, W	□ TR7741__
15	125	3.1	5	USB charger with TR duplex receptacle, wire leads	A, B, BK, GY, LA, V, W	□ TR7755__
20	125	3.1	5	USB charger with TR duplex receptacle, wire leads	A, B, BK, GY, LA, V, W	□ TR7756__

cULus Listed UL 498 and UL1310; NOM certified

Color ordering information:

For ordering devices, include Catalog no. followed by the Color suffix: A (Almond), B (Brown), BK (Black), GY (Gray), LA (Light Almond), V (Ivory), W (White)



Dimensional information: B-68 **Specification information:** Please visit www.eaton.com/wiringdevices
Compliances, specifications and availability are subject to change without notice.

Tamper resistant

Decorator heavy duty grade combination devices

Product description

Single-pole, 3-way
15A, 120/277V/AC switches
15A, 125V/AC receptacles



5-15R



7729



TR7730

Design features

- 120/277V/AC rating ideal for fluorescent lighting fixtures and a broad variety of applications
- Switches are horsepower rated for motor loads per UL20
- Thermoplastic rocker, top and backbody are virtually unbreakable to deliver years of durable performance
- Tamper resistant receptacles provide compliance with 2014 NEC® Article 406.12 which states that all 15A and 20A, 125V/AC receptacles installed in dwelling units must be tamper resistant
- Steel mounting strap is zinc plated for added corrosion resistance
- Convenient patented built-in wire stripper speeds installation
- Backwire clamps on side terminals provide for easy installation of #12 and #14 AWG wire
- Triple wipe blade contacts and double wipe ground contacts to insure long-term plug retention (TR7730)
- Tri-combo screw heads offer greater installation flexibility



Decorator combination switches



Rating A	V/AC	Description	Color suffix	Catalog no.	
15A	120/277	Two single-pole switches, back & side wire	A, BK, LA, V, W	□ 7728__	•
		Three single-pole switches, back & side wire	A, BK, LA, V, W	□ 7729__	•
		Two 3-way switches, back & side wire	A, BK, LA, V, W	□ 7731__	•
		One single-pole switch w/ one 3-way switch, back & side wire	A, BK, LA, V, W	□ 7732__	•

cULus Listed to UL20, file no. E18704; NOM certified

Decorator combination switch with receptacle



Rating A	V/AC	Description	Color suffix	Catalog no.	
15	120 switch	One single-pole switch with one tamper resistant NEMA 5-15R receptacle, back & side wire	A, BK, LA, V, W	□ TR7730__	•
15	125 receptacle				

cULus Listed to UL20, file no. E18704; NOM certified

Horsepower rated for motor loads per UL20

Rating A	Rating		
	120V/AC	240V/AC	Max. Amps
15	1/2 HP	2 HP	12

Color ordering information:

For ordering devices, include Catalog no. followed by the Color suffix: A (Almond), BK (Black), LA (Light Almond), V (Ivory), W (White)

A	BK	LA	V	W
(Almond)	(Black)	(Lt. Almond)	(Ivory)	(White)

Dimensional information: B-68 **Specification information:** Please visit www.eaton.com/wiringdevices

Compliances, specifications and availability are subject to change without notice.

Tamper resistant

RoHS compliant - Page G-21

Traditional heavy duty grade combination devices

Product description

Single-pole, 3-way, pilot light
15A, 120/277V/AC switches; 15A, 120V/AC switches

Design features

- Combination switches with pilot light (277 & 294) can be wired to indicate power ON or power OFF
- 120/277V/AC rating ideal for fluorescent lighting fixtures and a broad variety of applications
- Switches are horsepower rated for motor loads per UL20
- Thermoplastic toggle, top and backbody are virtually unbreakable to deliver years of durable performance
- Ultrasonic welding and integrated construction of the strap and body provide superior ground integrity even under heavy use
- Automatic grounding system eliminates the need for bonding jumper in grounded metal enclosure and provides redundant measure of ground continuity where a jumper is used
- Steel mounting strap is zinc plated for added corrosion resistance
- Convenient patented built-in wire stripper speeds installation
- Backwire clamps on side terminals provide for easy installation of #12 and #14 AWG wire
- Terminal screws are backed out and ready for wiring to enhance ease of installation
- Tri-combo screw heads offer greater installation flexibility




271




277

Toggle combination switches

A	Rating		V	Description	Color suffix	Catalog no.	
	V/AC	W					
15	120/277			Two single-pole switches, back & side wire	A, B, LA, V, W	□ 271__	•
				Two 3-way switches, back & side wire	LA, V, W	□ 276__	•
15	120	1/25	125	One single-pole switch with pilot light, back & side wire	A, B, LA, V, W	□ 277__	•

cULus Listed to UL20, file no. E18704; CSA certified to C22.2, no. 111; NOM certified, except 275; NOM certified

Toggle combination switches

A	Rating		V	Description	Color suffix	Catalog no.	
	V/AC	W					
15	120/277			One single-pole switch with one 3-way switch, back & side wire	A, B, LA, V, W	□ 275__	•
15	120	1/25	125	One 3-way switch with pilot light, back & side wire	B, V	□ 294__	•

cULus Listed to UL20/UL498, file no. E18704; CSA certified to C22.2, no. 111, except 294

Horsepower rated for motor loads per UL20

A	Rating		Max. Amps
	120V/AC	240V/AC	
15	1/2 HP	2 HP	12

Color ordering information:

For ordering devices, include Catalog no. followed by the Color suffix: A (Almond), B (Brown), LA (Light Almond), V (Ivory), W (White)

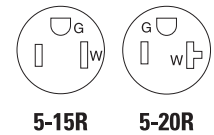
A	B	LA	V	W
(Almond)	(Brown)	(Lt. Almond)	(Ivory)	(White)

Specification information: Please visit www.eaton.com/wiringdevices

Compliances, specifications and availability are subject to change without notice.

 RoHS compliant - Page G-21

Traditional heavy duty grade combination devices



Product description

Single-pole, 3-way
15A, 120V/AC switches
15A, 125V/AC, 20A, 125V/AC receptacles

Design features

- Combination switch with receptacle features UL Listed tamper resistant shutters that prevent the insertion of foreign objects
- Neon pilot light is ON when switch is ON (TR274 & TR291)
- Switches are horsepower rated for motor loads per UL20
- Thermoplastic toggle, top and backbody are virtually unbreakable to deliver years of durable performance
- Automatic grounding system eliminates the need for bonding jumper in grounded metal enclosure and provides redundant measure of ground continuity where a jumper is used
- Steel mounting strap is zinc plated for added corrosion resistance
- Backwire clamps on side terminals provide for easy installation of #12 and #14 AWG wire
- Triple wipe blade contacts and double wipe ground contacts ensure long-term plug retention on receptacles
- Tri-combo screw heads offer greater installation flexibility



TR274



TR291

Toggle combination switch with receptacle



Rating		Description	Color suffix	Catalog no.	✓
A	V/AC				
15	120	One single-pole switch with one tamper resistant NEMA 5-15R 2-pole, 3-wire receptacle, back & side wire	A, B, BK, LA, V, W	□ TR274__	•
15	125				
15	120	One 3-way switch with one tamper resistant NEMA 5-15R 2-pole, 3-wire receptacle, back & side wire	A, B, BK, LA, V, W	□ TR293__	•
15	125				

cULus Listed to UL20/UL498, file no. E18704; NOM certified

Toggle combination switch with receptacle



Rating		Description	Color suffix	Catalog no.	✓
A	V/AC				
15	120	One single-pole switch with one tamper resistant NEMA 5-20R 2-pole, 3-wire receptacle, back & side wire	A, B, BK, LA, V, W	□ TR291__	•
20	125				

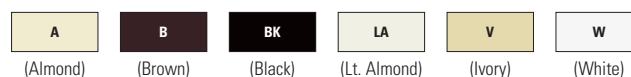
cULus Listed to UL20/UL498, file no. E18704; NOM certified

Horsepower rated for motor loads per UL20

A	Rating		Max. Amps
	120V/AC	240V/AC	
15	1/2 HP	2 HP	12
20	1 HP	2 HP	16

Color ordering information:

For ordering devices, include Catalog no. followed by the Color suffix: A (Almond), B (Brown) BK (Black), LA (Light Almond), V (Ivory), W (White)



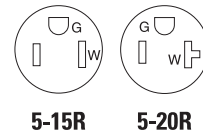
Dimensional information: B-68 **Specification information:** Please visit www.eaton.com/wiringdevices
Compliances, specifications and availability are subject to change without notice.



Dimmable LED nightlight heavy duty grade combination devices

Product description

Single-pole 15A, 120V/AC
 15A, 120V/AC switches
 15A, 125V/AC; 20A, 125V/AC receptacles
 120V nightlight



7738



TR7735



7737



TRSGFNL15

Design features

- Light sensor turns the nightlight ON when ambient light is low, and OFF when ambient light is high; can also be set to manual ON/OFF (automatic only for GFCI)
- Nightlights are dimmable to desired light level (excluding GFCI)
- Long-lasting energy efficient LED bulbs are rated for 50,000 hours lamp life
- Nightlight features full dimming as well as 3 preset levels to easily match light levels on devices mounted in series
- Nightlights use 3 LED lamps that consume a maximum of 1 watt of energy
- Combination nightlight/receptacle (TR7735 & TR7736) features UL Listed tamper resistant shutters that prevent the insertion of foreign objects
- Automatic grounding system eliminates the need for bonding jumper in grounded metal enclosure and provides redundant measure of ground continuity where a jumper is used
- Terminal screws are backed out and ready for wiring to enhance ease of installation
- Devices mounted in series can be controlled by an external switch in guide light mode



LED nightlight combination with switch



A	Rating V/AC	W	Description	Color suffix	Catalog no.
15	120	1	One single-pole switch with nightlight, back & side wire	A, BK, LA, V, W	□ 7738__

cULus Listed to UL20, file no. E18704; NOM certified

LED nightlight combination with receptacle



A	Rating V/AC	W	Description	Color suffix	Catalog no.
15	120	1	Nightlight with one tamper resistant receptacle	A, BK, LA, V, W	□ TR7735__
15	125		NEMA 5-15R, 2-pole, 3-wire, back & side wire		
20	120	1	Nightlight with one tamper resistant receptacle	A, BK, LA, V, W	□ TR7736__
20	125		NEMA 5-20R, 2-pole, 3-wire, back & side wire		

cULus Listed to UL498, file no. E15058; NOM certified

Full LED nightlight



A	Rating V/AC	W	Description	Color suffix	Catalog no.
120		1	Full hallway nightlight, back & side wire	A, BK, LA, V, W	□ 7737__

cULus Listed to UL1598, file no. E334295; NOM certified

LED nightlight combination with duplex self-test GFCI



A	Rating V/AC	Description	Color suffix	Catalog no.
15	125	Tamper resistant duplex GFCI with nightlight, back & side wire	A, BK, LA, V, W	□ TRSGFNL15__
20	125	Tamper resistant duplex GFCI with nightlight, back & side wire	A, BK, LA, V, W	□ TRSGFNL20__

Color ordering information:

For ordering devices, include Catalog no. followed by the Color suffix: A (Almond), BK (Black), LA (Light Almond), V (Ivory), W (White)

A	BK	LA	V	W
(Almond)	(Black)	(Lt. Almond)	(Ivory)	(White)

Dimensional information: B-68 **Specification information:** Please visit www.eaton.com/wiringdevices

Compliances, specifications and availability are subject to change without notice.

Tamper resistant




Receptacles

From decorator and standard styles to tamper resistant receptacles, our broad line covers virtually any need throughout a house. All of our receptacles are designed for long-term reliability and ease of installation, while meeting and exceeding the latest industry and UL performance standards.



Receptacle families

Outlet branch circuit AFCI



B-22

Heavy duty grade



B-23

Decorator standard grade



B-24

Standard grade



B-25

Specialty standard grade




B-28

Academy series outlets



B-29

Receptacle colors




Almond



Black



Brown



Gray



Ivory



Lt. Almond



White

- Extra durability heavy duty grade models available for high abuse areas
- Screw-catch feature on traditional duplex devices automatically holds the wallplate mounting screw in place
- Built-in wire looper to speed termination of both #14 and #12 AWG wire
- Slotted, Phillips and Robertson Tri-combo screw heads offer greater installation flexibility
- Tamper resistant versions provide compliance with 2014 NEC® section 406.12 and provide significantly improved protection over traditional receptacles with removable plastic safety caps



TR
TAMPER
RESISTANT

Specific receptacle solutions for today's needs



Child safety

Tamper resistant receptacles not only provide code compliance, they also deliver automatic, continual protection from electrical injury as a result of inserting foreign objects.

See page B-25

Shown:
TR270



Aluminum wiring

There are many homes that still contain aluminum wiring. Using hybrid copper & aluminum compatible (CO/ALR) receptacles can reduce the hazards of aluminum wiring.

See page B-27

Shown:
5270



Home entertainment devices

Today's flat-screen televisions mount closely to the wall, requiring recessed receptacles to permit tight mounting clearances and leave more room for cord control.

See page B-28

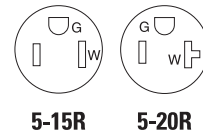
Shown:
TR780



Outlet branch circuit AFCI receptacles

Product description

2-pole, 3-wire grounding
 15A, 125V/AC
 20A, 125V/AC



TRAFCI15W



TRAFCI20V

Design features

- Designed to recognize an arc fault and quickly trip to stop the flow of electricity to prevent the electrical system from being an ignition source of fire
- Meets 2014 NEC® 406.4 (D)(4) requirements for replacement receptacles for dwelling units
- Meets 2014 NEC® requirements when installed as defined in Article 210.12 (A) for dwelling units
- Proven Eaton AFCI technology refined over several years to minimize unwanted tripping
- Lockout feature provides safest design by prohibiting the AFCI from resetting if the AFCI circuit is not functioning properly
- Tamper resistant receptacles provide compliance with 2014 NEC® Article 406.12 which states that all 15A and 20A, 125V/AC receptacles installed in dwelling units must be tamper resistant
- Perfect for use in dwelling units, remodel/retrofit applications, dormitories and commercial buildings



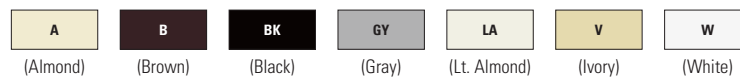
Tamper resistant AFCI receptacle



Rating		Description	Color suffix	Catalog no.
A	V/AC			
15	120	Tamper resistant AFCI duplex receptacle	A, B, BK, GY, LA, V, W	□ TRAFCI15__
20	125	Tamper resistant AFCI duplex receptacle	A, B, BK, GY, LA, V, W	□ TRAFCI20__

Color ordering information:

For ordering devices, include Catalog no. followed by the Color suffix: A (Almond), B (Brown), BK (Black), GY (Gray), LA (Light Almond), V (Ivory), W (White)



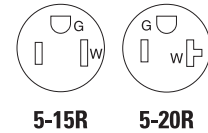
Dimensional information: B-69 **Specification information:** Please visit www.eaton.com/wiringdevices
Compliances, specifications and availability are subject to change without notice.

Tamper resistant

Heavy duty grade receptacles

Product description

2-pole, 3-wire grounding
15A, 125V/AC
20A, 125V/AC



TRCR15




TR6250




1877

Design features

- Heavy duty grade receptacles are designed and built for heavier use and feature enhanced ground contacts
- Tamper resistant receptacles provide compliance with 2014 NEC® Article 406.12 which states that all 15A and 20A, 125V/AC receptacles installed in dwelling units must be tamper resistant 
- Durable impact-resistant thermoplastic face and back body is virtually unbreakable and also chemical-resistant
- Side-wire terminals accept up to #10 AWG solid wire
- Screw-catch feature on duplex devices speeds mounting of wallplates
- Galvanized steel wrap-around mounting strap for superior assembly security
- Patented built-in wire stripper for #12 and #10 AWG wire (except TRCR models) to speed installation
- Duplex and decorator devices feature automatic grounding system that eliminates the need for bonding jumper in grounded metal enclosures and provides a redundant measure of ground continuity where a jumper is used

Heavy duty tamper resistant duplex receptacles




Rating A	V/AC	Description	Color suffix	Catalog no.	
15	120	Tamper resistant NEMA 5-15R duplex receptacle, side wire	A, B, BK, GY, LA, RD, V, W	<input type="checkbox"/> TRCR15__	•
20	125	Tamper resistant NEMA 5-20R duplex receptacle, side wire	A, B, BK, GY, LA, RD, V, W	<input type="checkbox"/> TRCR20__	•

cULus Listed to UL498, file no. E15058; NOM certified

Heavy duty tamper resistant single receptacles





Rating A	V/AC	Description	Color suffix	Catalog no.	
15	125	Tamper resistant NEMA 5-15R decorator single receptacle, side wire	B, BK, V, W	<input type="checkbox"/> TR6250__	•
		Tamper resistant NEMA 5-15R single receptacle, side wire	A, B, BK, LA, V, W	<input type="checkbox"/> TR817__	•
20	125	Tamper resistant NEMA 5-20R decorator single receptacle, side wire	LA, V, W	<input type="checkbox"/> TR6350__	•
		Tamper resistant NEMA 5-20R single receptacle, side wire	A, B, BK, LA, V, W	<input type="checkbox"/> TR1877__	•

cULus Listed to UL498, file no. E15058; NOM certified

Heavy duty single receptacles



Rating A	V/AC	Description	Color suffix	Catalog no.		
15	125	5-15R Single receptacle, side wire	B, BK, LA, V, W	<input type="checkbox"/> 817__	•	•
20	125	5-20R Single receptacle, side wire	A, B, BK, LA, V, W	<input type="checkbox"/> 1877__	•	•

Listed to UL498, file no. E15058; CSA certified to C22.2, no. 42; NOM certified

Color ordering information:

For ordering devices, include Catalog no. followed by the Color suffix: A (Almond), B (Brown), BK (Black), GY (Gray), LA (Light Almond), RD (Red), V (Ivory), W (White)

A	B	BK	GY	LA	RD	V	W
(Almond)	(Brown)	(Black)	(Gray)	(Lt. Almond)	(Red)	(Ivory)	(White)

Dimensional information: B-68, B-69 **Specification information:** Please visit www.eaton.com/wiringdevices
Compliances, specifications and availability are subject to change without notice.

 Indicates NAFTA compliant - Page G-21

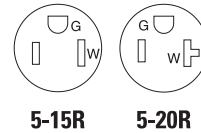
 RoHS compliant - Page G-21

 Tamper resistant

Decorator standard grade receptacles

Product description

2-pole, 3-wire grounding
15A & 20A, 125V/AC




TR1107-9





1107

Design features

- Tamper resistant receptacles provide compliance with 2014 NEC® Article 406.12 which states that all 15A and 20A, 125V/AC receptacles installed in dwelling units must be tamper resistant 
- Longer, wider strap provides 40% more contact area to wall board, virtually eliminating floating installations
- Patented built-in wire stripper for #14 and #12 AWG wire to speed installation
- Push-in terminals accept #14 AWG solid wire for quick installation
- Patented built-in wire looper for pre-looping
- High impact-resistant thermoplastic face and back body eliminates breakage
- Double-wipe ground contacts ensure long-term ground retention
- Easy access split circuit break-off tab
- Tri-combo screws accept Slotted, Phillips, and Robertson-head tools for installation flexibility
- Terminal screws backed out and ready for wiring
- Side wire terminals accept up to #10 AWG solid wire

Decorator tamper resistant duplex receptacles





Rating					
A	V/AC	Description	Color suffix	Catalog no.	 
15	125	Tamper resistant NEMA 5-15R decorator duplex receptacle, side & push wire	A, B, BK, GY, LA, V, W	□ TR1107__	• •
		Auto grounding tamper resistant NEMA 5-15R decorator duplex receptacle, side & push wire	A, B, BK, LA, V, W	□ TR1107-9__	• •
20	125	NEMA 5-20 tamper resistant decorator duplex receptacle, side wire only	A, B, BK, GY, LA, V, W	□ TR1307__	• •

cULus Listed to UL498, file no. E15058; NOM certified

Decorator duplex receptacles

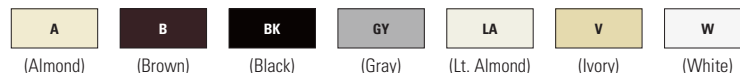


Rating					
A	V/AC	Description	Color suffix	Catalog no.	 
15	125	NEMA 5-15R decorator duplex receptacle, side & push wire	A, B, BK, GY, LA, V, W	□ 1107__	• •
		Auto grounding NEMA 5-15R decorator duplex receptacle, side & push wire	A, BK, LA, V, W	□ 1107-9__	• •

Listed to UL498, file no. E15058; CSA certified to C22.2, no. 42; NOM certified

Color ordering information:

For ordering devices, include Catalog no. followed by the Color suffix: A (Almond), B (Brown), BK (Black), GY (Gray), LA (Light Almond), V (Ivory), W (White)



Dimensional information: B-68, B-69 **Specification information:** Please visit www.eaton.com/wiringdevices
Compliances, specifications and availability are subject to change without notice.

 Indicates NAFTA compliant - Page G-21

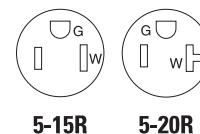
 RoHS compliant - Page G-21

 Tamper resistant



Standard grade receptacles

Product description

2-pole, 3-wire grounding
15A & 20A, 125V/AC



Design features

- Tamper resistant receptacles provide compliance with 2014 NEC® Article 406.12 which states that all 15A and 20A, 125V/AC receptacles installed in dwelling units must be tamper resistant 
- Tamper and weather resistant receptacles provide both tamper resistant safety and ensure weather resistance in wet and damp outdoor locations 
- Longer, wider strap provides 40% more contact area to wall board, virtually eliminating floating installations
- Patented built-in wire stripper for #14 and #12 AWG wire to speed installation
- Push-in terminals accept #14 AWG solid wire for quick installation
- Patented built-in wire looper for pre-looping
- High impact-resistant thermoplastic face and back body eliminates breakage
- Double-wipe ground contacts ensure long-term ground retention
- Easy access split circuit break-off tab
- Tri-combo screws accept Slotted, Phillips, and Robertson-head tools for installation flexibility
- Terminal screws backed out and ready for wiring
- Side wire terminals accept up to #10 AWG solid wire



TR270





TWR270



270

Tamper resistant duplex receptacles

Rating A	V/AC	Description	Color suffix	Catalog no.		
15	125	Tamper resistant NEMA 5-15R duplex receptacle, side & push wire	A, B, BK, LA, V, W	□ TR270__	•	•
		Auto grounding tamper resistant NEMA 5-15R, duplex receptacle, side & push wire	A, B, LA, V, W	□ TR270-9__	•	•
20	125	NEMA 5-20 tamper resistant duplex receptacle, 2-pole, 3-wire, side wire	A, B, BK, GY, LA, V, W	□ TR370__	•	•



cULus Listed to UL498, file no. E15058; NOM certified

Tamper & weather resistant duplex receptacles

Rating A	V/AC	Description	Color suffix	Catalog no.		
15	125	Tamper & weather resistant NEMA 5-15R duplex receptacle, side & push wire	GY, LA, V, W	□ TWR270__	•	•

cULus Listed to UL498, file no. E15058; NOM certified

Duplex receptacles

Rating A	V/AC	Description	Color suffix	Catalog no.		
15	125	NEMA 5-15R duplex receptacle, side & push wire	A, B, BLK, LA, V, W	□ 270__	•	•
		Auto grounding NEMA 5-15R duplex receptacle, side & push wire	A, B, LA, V, W	□ 270-9__	•	•
		NEMA 5-15R duplex receptacle, less ears, side & push wire	A, B, BK, LA, V, W	□ 4270__	•	•

Listed to UL498, file no. E15058; CSA certified to C22.2, no. 42; NOM certified

Color ordering information:


For ordering devices, include Catalog no. followed by the Color suffix: A (Almond), B (Brown), BK (Black), GY (Gray), LA (Light Almond), V (Ivory), W (White)

A	B	BK	GY	LA	V	W
(Almond)	(Brown)	(Black)	(Gray)	(Lt. Almond)	(Ivory)	(White)

Dimensional information: B-68, B-69 **Specification information:** Please visit www.eaton.com/wiringdevices
Compliances, specifications and availability are subject to change without notice.

 Indicates NAFTA compliant - Page G-21

 Tamper resistant

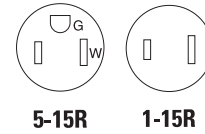
 Tamper & weather resistant

 RoHS compliant - Page G-21

Standard grade receptacles



Product description

2-pole, 3-wire grounding
 2-pole, 2-wire non-grounding
 15A, 125V/AC





298

Duplex receptacles

Rating		Description	Color suffix	Catalog no.	 
A	V/AC				
15	125	NEMA 1-15R duplex receptacle, non-grounding, side wire	B, V, W	□ 736__	• •

Listed to UL498, file no. E15058; NOM certified

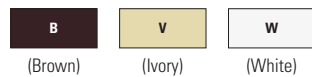
Duplex receptacles

Rating		Description	Color suffix	Catalog no.	 
A	V/AC				
15	125	NEMA 5-15R duplex receptacle, 8 quick wire ports, push wire	V, W	□ 298__	• •

Listed to UL498, file no. E15058; CSA certified to C22.2, no. 42; NOM certified

Color ordering information:

For ordering devices, include Catalog no. followed by the Color suffix: B (Brown), V (Ivory), W (White)



Dimensional information: B-68 **Specification information:** Please visit www.eaton.com/wiringdevices
Compliances, specifications and availability are subject to change without notice.

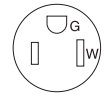
 Indicates NAFTA compliant - Page G-21

 RoHS compliant - Page G-21

CO/ALR standard grade receptacles

Product description

2-pole, 3-wire grounding
15A, 125V/AC



5-15R

Design features

- For direct connection to aluminum or copper wire
- Double-wipe ground contacts ensure long-term ground retention
- Combination Slotted/Phillips head mounting and terminal screws for installation flexibility
- Easy access split circuit break-off tab
- Terminal screws backed out and ready for wiring
- Side wire terminals accept up to #10 solid copper wire or solid aluminum wire



5270

CO/ALR duplex receptacles



Rating		Description	Color suffix	Catalog no.	
A	V/AC				
15	125	NEMA 5-15R duplex receptacle, grounding, side wire	V, W	□ 5270__	• •

Listed to UL498, file no. E15058; CSA certified to C22.2, no. 42; NOM certified

Color ordering information:

For ordering devices, include Catalog no. followed by the Color suffix: V (Ivory), W (White)



Dimensional information: B-68 **Specification information:** Please visit www.eaton.com/wiringdevices
Compliances, specifications and availability are subject to change without notice.

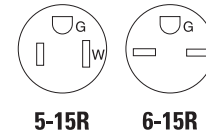
Indicates NAFTA compliant - Page G-21

RoHS compliant - Page G-21

Specialty standard grade receptacles

Product description

2-pole, 3-wire grounding
 15A, 125V/AC
 15A, 250V/AC



TR780




78



TR5797

Design features

- Tamper resistant receptacles provide compliance with 2014 NEC® Article 406.12 which states that all 15A and 20A, 125V/AC receptacles installed in dwelling units must be tamper resistant 
- Surface receptacles for use with surface mounted wiring to expand convenience receptacles on solid plaster, brick or concrete walls
- Floor box assembly includes heavy-duty single receptacle on recessed mounting strap, 18 cu. in. steel back box, solid brass cover, gasket and threaded brass closure cap with watertight neoprene rubber "O" ring
- High impact-resistant thermoplastic face and back body eliminates breakage
- Double-wipe ground contacts ensure long-term ground retention
- Tri-combo screws accept Slotted, Phillips, and Robertson-head tools for installation flexibility
- Side wire terminals accept up to #10 AWG solid wire
- Recessed receptacles feature a virtually unbreakable thermoplastic housing and tamper resistant shutters

Recessed receptacles



Rating		Description	Color	Catalog no.	
A	V/AC				
15	125	Tamper resistant NEMA 5-15R single receptacle, with clock hanger, side wire	W	□ TR775W	•
15	125	Tamper resistant NEMA 5-15R duplex receptacle, push wire side wire	W	□ TR780W	

cULus Listed to UL498, file no. E15058; NOM certified

Surface receptacle NEMA 5-15R



Rating		Description	Color suffix	Catalog no.		
A	V/AC					
15	125	NEMA 5-15R duplex surface receptacle	B, V	□ 78__	•	•

Listed to UL498, file no. E15058; CSA certified to C22.2, no. 42; NOM certified

Surface receptacle NEMA 6-15R



Rating		Description	Color	Catalog no.	
A	V/AC				
15	250	NEMA 6-15R duplex surface receptacle	V	□ 74V	•

Listed to UL498, file no. E15058; NOM certified

Floor box receptacles



Rating		Description	Color	Catalog no.
A	V/AC			
15	125	Tamper resistant NEMA 5-15R single receptacle brass floor box assembly, back & side wire	BR	□ TR5797

cULus Listed to UL498, file no. E15058

Color ordering information:

For ordering devices, include Catalog no. followed by the Color suffix: B (Black), BR (Brass), V (Ivory), W (White)



Dimensional information: B-68, B-69 **Specification information:** Please visit www.eaton.com/wiringdevices
Compliances, specifications and availability are subject to change without notice.

Indicates NAFTA compliant - Page G-21

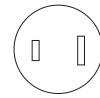
RoHS compliant - Page G-21

Tamper resistant

Academy series standard grade outlets

Product description

2-pole, 2-wire non-grounding
10A, 125V/AC



1-15R

Design features

- High impact resistant thermoplastic housing is virtually indestructible
- Outlets quickly add a receptacle to ordinary household wire
- Insulation piercing terminals eliminate the need for tools—just snap in unstripped wire and device is ready for use



2607



2609

Academy series outlets

Rating		Description	Color suffix	Catalog no.	
A	V/AC				
10	125	NEMA 1-15R polarized cord outlet, for 18-2 SPT-1, SPT-2 or HPN cord	B, W	□2607__	•

Listed to UL498, file no. E15012; NOM certified

Academy series outlets

Rating		Description	Color suffix	Catalog no.	
A	V/AC				
10	125	NEMA 1-15R in-line outlet, for 18-2 SPT-1 cord	B, BK, W	□2609__	•

Color ordering information:

For ordering devices, include Catalog no. followed by the Color suffix: B (Brown), BK (Black), W (White)

B	BK	W
(Brown)	(Black)	(White)

Dimensional information: B-69 **Specification information:** Please visit www.eaton.com/wiringdevices
Compliances, specifications and availability are subject to change without notice.

 RoHS compliant - Page G-21

GFCIs

Our Ground Fault Circuit Interrupters (GFCIs) provide state-of-the-art, dependable electric shock protection that is fully compliant with the latest NEC® & UL943 standards including self testing capability. In addition to being tested to the highest standards, our GFCIs will deny power and prevent resetting if the device is no longer able to provide safe, protected power.



GFCI families

Heavy duty grade

B-32-B-35

Tamper resistant heavy duty grade

B-32, B-34


Specialty heavy duty grade

B-35

GFCI colors

Almond	Black
Brown	Gray
Ivory	Lt. Almond
White	

- Large visual indicator light gives quick notification of a tripped or “end-of-life” condition
- Unbreakable nylon construction provides unsurpassed chemical and impact resistance
- Ground termination with backwire clamp provides secure wiring and reduces installation time
- Horizontal Test/Reset button alignment provides larger unobstructed area; buttons color matched for superior aesthetics
- Line-load mis-wiring protection, will not provide power downstream when wired incorrectly
- Tamper Resistant versions provide compliance with 2014 NEC® section 406.12 and provide significantly improved protection over traditional receptacles with removable plastic safety caps



Specific GFCI solutions for today's needs




Tamper resistance

Tamper resistant GFCIs provide shock protection, code compliance, and also deliver automatic, continual protection from electrical injury as a result of inserting foreign objects.

See page B-32

Shown:
TRSGF15



Weather resistance

Weather resistant GFCIs are constructed with enhanced nylon and corrosion resistant metal components for use in outdoor applications with appropriate weatherproof enclosures.

See page B-32

Shown:
WRSGF15



Motor load GFCIs

Our line includes specialty GFCIs for specific needs, like hot tubs requiring installed dead-front GFCI protection, or tight bathroom spaces that need a combination switch and GFCI.

See page B-35

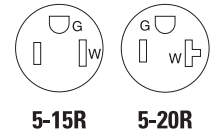
Shown:
SGFD20



Heavy duty grade GFCIs

Product description

2-pole, 3-wire grounding
15A, 125V/AC
20A, 125V/AC





TRSGF15



TRSGF20

Design features

- Tamper resistant receptacles provide compliance with 2014 NEC® Article 406.12 which states that all 15A and 20A, 125V/AC receptacles installed in dwelling units must be tamper resistant 
- Weather resistant receptacles comply with 2014 NEC® Article 406.9 that states that all receptacles installed in wet or damp locations must be weather resistant 
- UL Listed, fully compliant with all latest UL943 (4th edition) Class A GFCI requirements
- Nightlight is controlled by a light sensor that turns the light on in the dark and off in the light (TRSGFNL15 and TRSGFNL20 only)
- 20A feed-through rating
- Nightlight LEDs produce color temperature of 3000-3500k for a warm “incandescent-like” glow (TRSGFNL15 and TRSGFNL20 only)
- 10 kA short circuit current rating per Supplement SA of UL943
- Lock-out function protects from miswired line-load connections and GFCI circuitry damage
- Visual indicator light provides quick visual reference of a tripped or “end-of-life” condition
- Matching standard size thermoplastic wallplate included unless mid-size noted
- Performs periodic self tests to ensure integrity of GFCI protection
- Automatic grounding system included as standard

Tamper resistant ground fault circuit interrupters



Rating		Description	Color suffix	Catalog no.
A	V/AC			
15	125	Tamper resistant duplex GFCI with nightlight, back & side wire	A, BK, LA, V, W	<input type="checkbox"/> TRSGFNL15__
20	125	Tamper resistant duplex GFCI with nightlight, back & side wire	A, BK, LA, V, W	<input type="checkbox"/> TRSGFNL20__
15	125	Tamper resistant NEMA 5-15R duplex GFCI, back & side wire	A, B, BK, GY, LA, V, W	<input type="checkbox"/> TRSGF15__
15	125	Tamper resistant NEMA 5-15R duplex GFCI, with mid-size wallplate, back & side wire	A, LA, V, W	<input type="checkbox"/> TRSGF15__-M
20	125	Tamper resistant NEMA 5-20R duplex GFCI, back & side wire	A, B, BK, GY, LA, RD, V, W	<input type="checkbox"/> TRSGF20__

cULus Listed to UL498 & UL943, file no. E60120; NOM certified

Tamper & weather resistant ground fault circuit interrupters



Rating		Description	Color suffix	Catalog no.
A	V/AC			
15	125	Tamper & weather resistant NEMA 5-15R duplex GFCI, back & side wire	B, GY, LA, V, W	<input type="checkbox"/> TWRSGF15__
20	125	Tamper & weather resistant NEMA 5-20R duplex GFCI, back & side wire	A, B, GY, LA, V, W	<input type="checkbox"/> TWRSGF20__

cULus Listed to UL498 & UL943, file no. E60120; NOM certified

Weather resistant ground fault circuit interrupters



Rating		Description	Color suffix	Catalog no.
A	V/AC			
15	125	Weather resistant NEMA 5-15R duplex GFCI, back & side wire	B, GY, V, W	<input type="checkbox"/> WRSGF15__
20	125	Weather resistant NEMA 5-20R duplex GFCI, back & side wire	B, BK, GY, V, W	<input type="checkbox"/> WRSGF20__

cULus Listed to UL498 & UL943, file no. E60120; NOM certified

Color ordering information:

For ordering devices, include Catalog no. followed by the Color suffix: A (Almond), B (Brown), BK (Black), GY (Gray), LA (Light Almond), R (Red), V (Ivory), W (White)



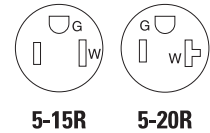
Dimensional information: B-69 **Specification information:** Please visit www.eaton.com/wiringdevices
Compliances, specifications and availability are subject to change without notice.



Heavy duty grade GFCIs

Product description

2-pole, 3-wire grounding
 15A, 125V/AC
 20A, 125V/AC



SGF20

Design features

- UL Listed, fully compliant with all latest UL943 (4th edition) Class A GFCI requirements
- 10 kA short circuit current rating per supplement SA of UL943
- Lock-out function protects from miswired line-load connections and GFCI circuitry damage
- Visual indicator light provides quick visual reference of a tripped or “end-of-life” condition
- 20A feed-through rating
- Matching standard size thermoplastic wallplate included unless mid-size noted
- Automatic grounding system included as standard

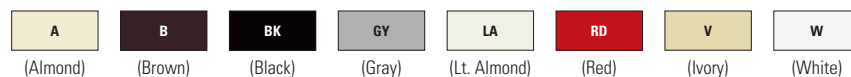
Ground fault circuit interrupters

Rating		Description	Color suffix	Catalog no.
A	V/AC			
15	125	NEMA 5-15R duplex GFCI, back & side wire	A, B, BK, GY, LA, V, W	<input type="checkbox"/> SGF15__
15	125	NEMA 5-15R duplex GFCI, with mid-size wallplate, back & side wire	A, LA, V, W	<input type="checkbox"/> SGF15__-M
20	125	NEMA 5-20R duplex GFCI, back & side wire	A, B, BK, GY, LA, RD, V, W	<input type="checkbox"/> SGF20__

cULus Listed to UL498 & UL943, file no. E60120; NOM certified

Color ordering information:

For ordering devices, include Catalog no. followed by the Color suffix: A (Almond), B (Brown), BK (Black), GY (Gray), LA (Light Almond), R (Red), V (Ivory), W (White)

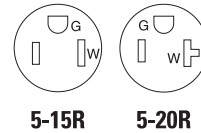


Dimensional information: B-69 **Specification information:** Please visit www.eaton.com/wiringdevices
Compliances, specifications and availability are subject to change without notice.

Heavy duty grade GFCIs

Product description

2-pole, 3-wire grounding
15A, 125V/AC
20A, 125V/AC



SGF20F

Design features

- Tamper resistant receptacles provide compliance with 2014 NEC® Article 406.12 which states that all 15A and 20A, 125V/AC receptacles installed in dwelling units must be tamper resistant **TR TAMPER RESISTANT**
- UL Listed, fully compliant with all latest UL943 (4th edition) Class A GFCI requirements
- 10 kA short circuit current rating per Supplement SA of UL943
- Performs periodic self tests to ensure integrity of GFCI protection
- Large visual indicator light provides quick visual reference of a tripped or “end-of-life” condition
- 20A feed-through rating
- Longer, wider “bridged” strap provides 40% more contact area with wallboard, virtually eliminating floating installations
- Matching standard size thermoplastic wallplate included unless mid-size noted

NAFTA compliant tamper resistant ground fault circuit interrupters



Rating A	V/AC	Description	Color suffix	Catalog no.		
15	125	Tamper Resistant NEMA 5-15R duplex GFCI, back & side wire	B, BK, GY, LA, RD, V, W	<input type="checkbox"/> TRSGF15F__	•	•
20	125	Tamper Resistant NEMA 5-20R duplex GFCI, back & side wire	B, BK, GY, LA, RD, V, W	<input type="checkbox"/> TRSGF20F__	•	•

cULus Listed to UL498 & UL943, file no. E60120; NOM certified

NAFTA compliant tamper & weather resistant ground fault circuit interrupters



Rating A	V/AC	Description	Color suffix	Catalog no.		
15	125	Tamper & Weather Resistant NEMA 5-15 duplex GFCI, back & side wire	B, GY, LA, V, W	<input type="checkbox"/> TWRSGF15F__	•	•
20	125	Tamper & Weather Resistant NEMA 5-15 duplex GFCI, back & side wire	B, GY, LA, V, W	<input type="checkbox"/> TWRSGF20F__	•	•

cULus Listed to UL498 & UL943, file no. E60120; NOM certified

NAFTA compliant weather resistant ground fault circuit interrupters



Rating A	V/AC	Description	Color suffix	Catalog no.		
15	125	Weather Resistant NEMA 5-15 duplex GFCI, back & side wire	B, GY, V, W	<input type="checkbox"/> WRSGF15F__	•	•
20	125	Weather Resistant NEMA 5-15 duplex GFCI, back & side wire	B, GY, V, W	<input type="checkbox"/> WRSGF20F__	•	•

cULus Listed to UL498 & UL943, file no. E60120; NOM certified

NAFTA compliant ground fault circuit interrupters



Rating A	V/AC	Description	Color suffix	Catalog no.		
15	125	NEMA 5-15R duplex GFCI, back & side wire	B, BK, GY, LA, RD, V, W	<input type="checkbox"/> SGF15F__	•	•
20	125	NEMA 5-20R duplex GFCI, back & side wire	B, BK, GY, LA, RD, W	<input type="checkbox"/> SGF20F__	•	•

cULus Listed to UL498 & UL943, file no. E60120; NOM certified

Color ordering information:

For ordering devices, include Catalog no. followed by the Color suffix: A (Almond), B (Brown), BK (Black), GY (Gray), LA (Light Almond), R (Red), V (Ivory), W (White)



Dimensional information: B-69 **Specification information:** Please visit www.eaton.com/wiringdevices

Compliances, specifications and availability are subject to change without notice.

Indicates NAFTA compliant - Page G-21

RoHS compliant - Page G-21

Tamper resistant

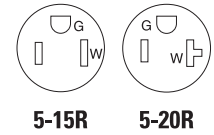
Tamper & weather resistant

Weather resistant

Specialty heavy duty grade GFCIs

Product description

2-pole, 3-wire grounding
 15A, 125V/AC
 20A, 125V/AC



SGFS15



SGFD20

Combination ground fault circuit interrupter & switch

Rating		Description	Color suffix	Catalog no.
A	V/AC			
15	125	Combination NEMA 5-15R GFCI with feed-through single-pole switch, rated 1800W @ 120V/AC, 60Hz, with mid-size wallplate, back & side wire	A, LA, V, W	□ SGFS15__-MSP

cULus Listed to UL498 & UL943, file no. E60120; NOM certified

Dead front ground fault circuit interrupter

Rating		Description	Color suffix	Catalog no.
A	V/AC			
20	125	Blank face dead front GFCI, rated as 1.5 HP motor control switch, back & side wire	A, BK, LA, V, W	□ SGFD20__

cULus Listed to UL498 & UL943, file no. E60120; NOM certified

Color ordering information:

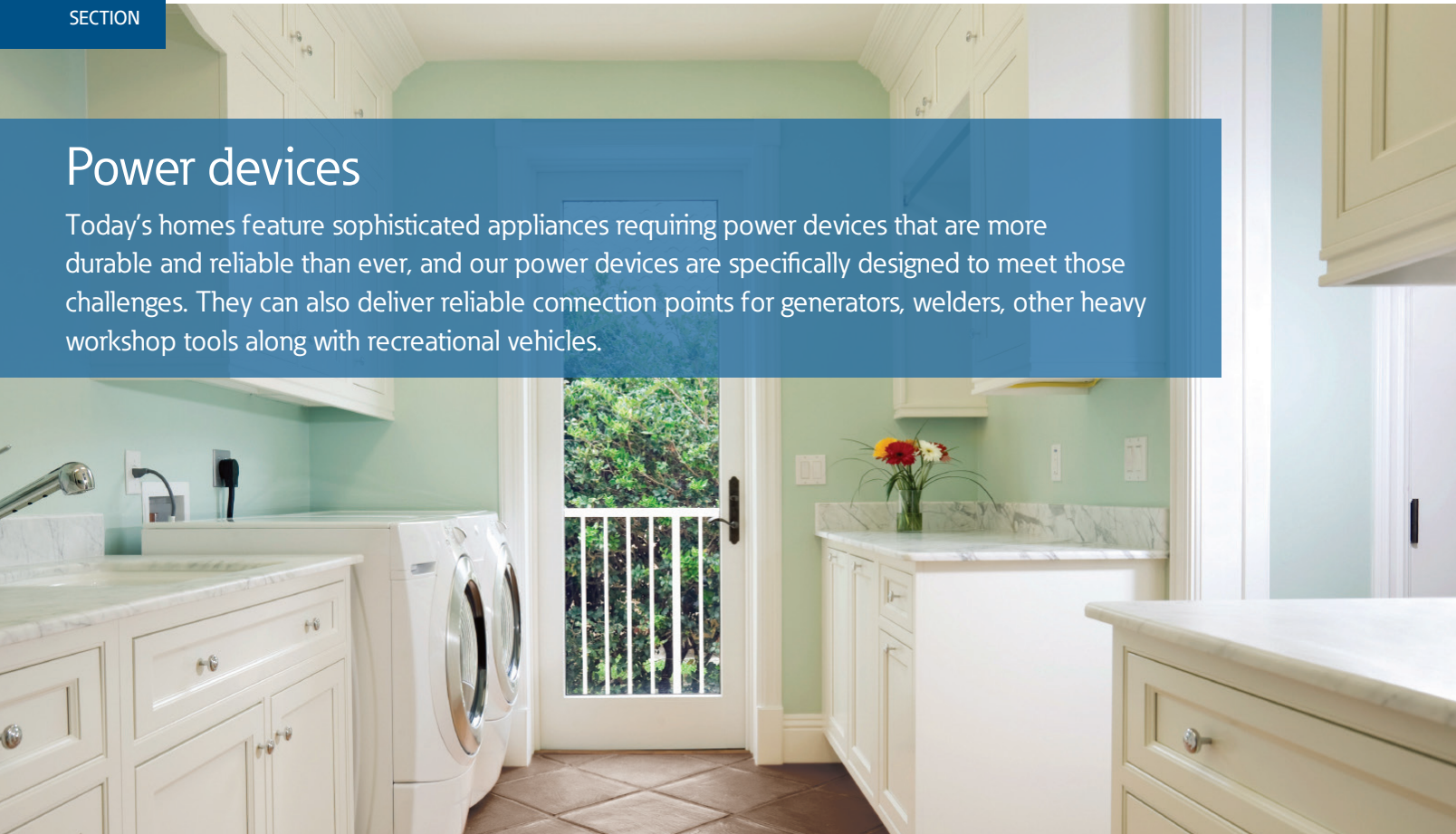
For ordering devices, include Catalog no. followed by the Color suffix: A (Almond), B (Brown), BK (Black), GY (Gray), LA (Light Almond), R (Red), V (Ivory), W (White)

A	B	BK	GY	LA	RD	V	W
(Almond)	(Brown)	(Black)	(Gray)	(Lt. Almond)	(Red)	(Ivory)	(White)

Dimensional information: B-69 **Specification information:** Please visit www.eaton.com/wiringdevices
Compliances, specifications and availability are subject to change without notice.

Power devices

Today's homes feature sophisticated appliances requiring power devices that are more durable and reliable than ever, and our power devices are specifically designed to meet those challenges. They can also deliver reliable connection points for generators, welders, other heavy workshop tools along with recreational vehicles.



Power device families

Range & dryer power receptacles

B-38

Range & dryer power plugs

B-40

Heavy duty grade power receptacles

B-41

Heavy duty grade power plugs & adapters

B-44

Power device colors

Almond	Black
Brown	Ivory
Lt. Almond	Stainless Steel
White	

- Receptacles will accept copper or aluminum wire
- Surface mount receptacles feature patented lay-in terminals that accept up to #4 AWG wire
- Surface mount receptacles allow wiring from back or bottom and feature concentric back knockouts plus an adjustable cord clamp
- Flush mount receptacles feature a heavy gauge galvanized steel mounting strap for corrosion resistance and fit in either 1- or 2-Gang enclosures
- “Universal” model plugs include blades for both 30A & 50A configurations of the same voltage
- Plug terminals feature pressure plates to protect wires



Specific power device solutions for today's needs



Remodel/retrofit solutions

Homes built prior to 1996 that haven't been re-wired will typically use 3-wire non-grounding connection points for ranges and dryers, which we support with a complete line of power devices.

See page B-38

Shown:
32B



Newer home solutions

Current code requires range & dryer applications to use 4-wire grounding connections. Homes built after 1996 usually have 4-wire grounding connection points for dryers & ranges.

See page B-40

Shown:
S21



Solutions for welders, generators and RVs

Power devices are also used by other equipment. Our broad offering includes 30A, 50A & 60A devices for specialty connection point needs.

See pages B-41 to B-44


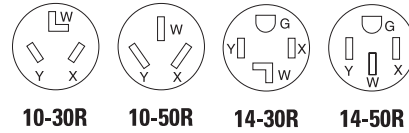
Shown:
1264



Range & dryer power receptacles

Product description


3-pole, 3-wire non-grounding
 30A, 125/250V/AC
 50A, 125/250V/AC



32B



112





1258

Design features



- For replacement use in older homes with 3-wire range and dryer connection points
- Heavy gauge galvanized steel mounting strap for corrosion resistance
- Flush receptacles fit one-gang or two-gang enclosures
- For use with copper or aluminum wire
- Surface receptacles have patented lay-in terminals that accept up to #4 AWG wire
- Surface receptacle backs feature concentric knockouts and an adjustable cord clamp to allow wiring from back or bottom

Flush power receptacles

Rating		NEMA	Description	Color	Catalog no.	 
A	V/AC					
30	125/250	10-30R	Flush mount dryer power receptacle, matching plug S80	B	□ 38B	• •
50	125/250	10-50R	Flush mount range power receptacle, matching plug S80	B	□ 32B	• •



Listed to UL498 & UL943, file no. E60120; NOM certified

Surface power receptacles

Rating		NEMA	Description	Color	Catalog no.	 
A	V/AC					
30	125/250	10-30R	Flush mount dryer power receptacle, matching plug S80	BK	□ 125	• •
50	125/250	10-50R	Flush mount range power receptacle, matching plug S80	BK	□ 112	• •

Listed to UL498, file no. E15058; NOM certified


Flush power receptacles

Rating		NEMA	Description	Color	Catalog no.	 
A	V/AC					
30	125/250	14-30R	Flush mount dryer power receptacle, matching plug S21	BK	□ 1257	• •
50	125/250	14-50R	Flush mount range power, matching plug S21	BK	□ 1258	• •

Listed to UL498, file no. E15058; CSA certified to C22.2, no. 42; NOM certified

Color ordering information:

B (Brown), BK (Black)



Dimensional information: B-70 **Specification information:** Please visit www.eaton.com/wiringdevices
Compliances, specifications and availability are subject to change without notice.

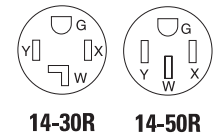
 Indicates NAFTA compliant - Page G-21

 RoHS compliant - Page G-21

Range & dryer power receptacles

Product description

3-pole, 4-wire grounding
 30A, 125/250V/AC
 50A, 125/250V/AC



1212



58

Surface power receptacles



Rating A	V/AC	NEMA	Description	Color	Catalog no.		
30	125/250	14-30R	Surface mount dryer power receptacle, matching plug S21	BK	□ 1225	•	•
50	125/250	14-50R	Surface mount range power receptacle, matching plug S21	BK	□ 1212	•	•

Listed to UL498, file no. E15058; CSA certified to C22.2, no. 42; NOM certified

Panel power receptacles



Rating A	V/AC	NEMA	Description	Color	Catalog no.		
50	125/250	14-50R	Panel mount range power receptacle, matching plug S21	BK	□ 58	•	•

Listed to UL498, file no. E15058; CSA certified to C22.2, no. 42; NOM certified

Compatible wallplates / standard size for flush power receptacles



Description	Color suffix	Catalog no.		
Thermoset 1-Gang wallplate for one power receptacle	A, B, V, W	□ 2068__	•	•
Thermoset 2-Gang wallplate for one power receptacle	A, B, LA, V, W	□ 2168__	•	•
Nylon 1-Gang wallplate for one power receptacle	V	□ 5068	•	•
Polycarbonate 1-Gang wallplate of one power receptacle	B, BK, V, W	□ PJ724__	•	•
Polycarbonate 2-Gang wallplate for one power receptacle	B, V, W	□ PJ703__	•	•
Stainless steel 1-Gang wallplate for one power receptacle	Stainless Steel	□ 93221*	•	•
Stainless steel 2-Gang wallplate for one power receptacle	Stainless Steel	□ 93227*	•	•

Listed to UL498, file no. E15058; *CSA certified to C22.2, no. 42

Color ordering information:

For ordering devices, include Catalog no. followed by the Color suffix: A (Almond), B (Brown), BK (Black), LA (Light Almond), V (Ivory), Stainless Steel, W (White)



Dimensional information: B-70 **Specification information:** Please visit www.eaton.com/wiringdevices

Compliances, specifications and availability are subject to change without notice.

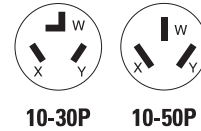
Indicates NAFTA compliant - Page G-21

RoHS compliant - Page G-21

Range & dryer power plugs

Product description

3-pole, 3-wire non-grounding
30A, 125/250V/AC
50A, 125/250V/AC



S80



S21

Design features

- For replacement use in older homes with 3-wire range and dryer connection points
- Universal plugs include blades for both 30A and 50A configurations of the same voltage
- Terminals have pressure plates to protect wires
- Body made of abuse-resistant thermoplastic
- Accepts #10 - #8 AWG wire

Universal power plugs




Rating A	V/AC	NEMA	Description	Color	Catalog no.		
30	125/250	10-30P/10-50P	Universal range or dryer power plug; matching receptacles 38B, 125	BK	□ S80	•	•
50	125/250	10-30P/10-50P	Angled range or dryer power plug; matching receptacles 32B, 112				

Listed to UL498, file no. E15012; NOM certified

Range & dryer power plugs

Product description

3-pole, 4-wire grounding
30A, 125/250V/AC
50A, 125/250V/AC



Design features

- For replacement use in newer homes with 4-wire range and dryer connection points
- Universal plugs include blades for both 30A and 50A configurations of the same voltage
- Terminals have pressure plates to protect wires
- Body made of durable thermoplastic
- Accepts #10 - #4 AWG wire

Universal power plugs



Rating A	V/AC	NEMA	Description	Color	Catalog no.		
30	125/250	14-30P/14-50P	Universal NEMA range or dryer power plug; matching receptacles 1257, 1225	BK	□ S21	•	•
50	125/250	14-30P/14-50P	Angled NEMA range or dryer power plug; matching receptacles 1212, 1258				

Listed to UL498, file no. E15012; NOM certified

Color ordering information:

BK (Black)



(Black)

Dimensional information: B-70 **Specification information:** Please visit www.eaton.com/wiringdevices
Compliances, specifications and availability are subject to change without notice.

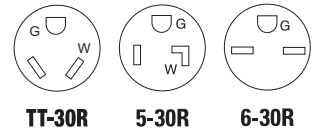
Indicates NAFTA compliant - Page G-21

RoHS compliant - Page G-21

Heavy duty grade power receptacles

Product description

2-pole, 3-wire grounding
 30A, 125V/AC
 30A, 250V/AC



1263



1232



U1263

Design features



- Heavy gauge galvanized steel mounting strap for corrosion resistance
- For use with copper or aluminum wire
- Flush receptacles fit one-gang or two-gang enclosures
- Surface receptacles have patented lay-in terminals that accept up to #4 AWG wire
- Surface receptacle backs feature concentric knockouts and an adjustable cord clamp to allow wiring from back or bottom

Flush power receptacles

Rating A	V/AC	NEMA	Description	Color	Catalog no.		
30	125	TT-30R	Flush mount power receptacle, matching plug 83	BK	□ 1263	•	•

Listed to UL498, file no. E15058; CSA certified to CSA C22.2, no. 42

Flush power receptacles

Rating A	V/AC	NEMA	Description	Color	Catalog no.		
30	125	5-30R	Flush mount power receptacle, matching plug S41	BK	□ 1233	•	•
30	250	6-30R	Flush mount power receptacle, matching plug S42	BK	□ 1234	•	•

Listed to UL498, file no. E15058; CSA certified to C22.2, no. 42; NOM certified

Surface power receptacle

Rating A	V/AC	NEMA	Description	Color	Catalog no.		
30	250	6-30R	Surface mount power receptacle, matching plug S42	BK	□ 1232	•	•

Listed to UL498, file no. E15058; CSA certified to C22.2, no. 42; NOM certified

Panel power receptacles

Rating A	V/AC	NEMA	Description	Color	Catalog no.		
30	125	TT-30R	Panel mount power receptacle, matching plug 83	BK	□ U1263	•	•

Listed to UL498, file no. E15058; CSA certified to C22.2, no. 42; NOM certified

Color ordering information:

BK (Black)



(Black)

Dimensional information: B-70 **Specification information:** Please visit www.eaton.com/wiringdevices

Compliances, specifications and availability are subject to change without notice.

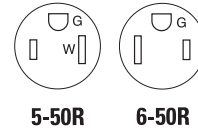
 Indicates NAFTA compliant - Page G-21

 RoHS compliant - Page G-21

Heavy duty grade power receptacles

Product description

2-pole, 3-wire grounding
50A, 125V/AC
50A, 250V/AC



1253





1252

Design features

- Heavy gauge galvanized steel mounting strap for corrosion resistance
- For use with copper or aluminum wire
- Flush receptacles fit one-gang or two-gang enclosures
- Surface receptacles have patented lay-in terminals that accept up to #4 AWG wire
- Surface receptacle backs feature concentric knockouts and an adjustable cord clamp to allow wiring from back or bottom

Flush power receptacles

Rating		NEMA	Description	Color	Catalog no.	 
A	V/AC					
50	125	5-50R	Flush mount power receptacle, matching plug A41	BK	□ 1253	• •
50	250	6-50R	Flush mount power receptacle, matching plug S42	BK	□ 1254	• •



Listed to UL498, file no. E15058; CSA certified to CSA C22.2, no. 42

Surface power receptacles

Rating		NEMA	Description	Color	Catalog no.	 
A	V/AC					
50	250	6-50R	Surface mount power receptacle, matching plug S42	BK	□ 1252	• •

Listed to UL498, file no. E15058; CSA certified to C22.2, no. 42; NOM certified

Compatible wallplates / standard size for flush power receptacles

Description	Color suffix	Catalog no.	 
Thermoset 1-Gang wallplate for one power receptacle	A, B, V, W	□ 2068__	• •
Thermoset 2-Gang wallplate for one power receptacle	A, B, LA, V, W	□ 2168__	• •
Nylon 1-Gang wallplate for one power receptacle	V	□ 5068	• •
Polycarbonate 1-Gang wallplate of one power receptacle	B, BK, V, W	□ PJ724__	•
Polycarbonate 2-Gang wallplate for one power receptacle	B, V, W	□ PJ703__	•
Stainless steel 1-Gang wallplate for one power receptacle	Stainless Steel	□ 93221*	• •
Stainless steel 2-Gang wallplate for one power receptacle	Stainless Steel	□ 93227*	• •

Listed to UL498, file no. E15058, *CSA certified to C22.2, no. 42

Color ordering information:

For ordering devices, include Catalog no. followed by the Color suffix: A (Almond), B (Brown), BK (Black), LA (Light Almond), V (Ivory), Stainless Steel, W (White)



Dimensional information: B-70 **Specification information:** Please visit www.eaton.com/wiringdevices

Compliances, specifications and availability are subject to change without notice.

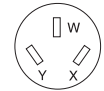
 Indicates NAFTA compliant - Page G-21

 RoHS compliant - Page G-21

Heavy duty grade power receptacles

Product description

3-pole, 3-wire non-grounding
20A, 125/250V/AC
60A, 125/250V/AC



10-20R



805

Design features

- Heavy gauge galvanized steel mounting strap for corrosion resistance
- For use with copper wire
- Accepts #14 - #10 AWG wire

Flush power receptacles



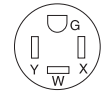
Rating		NEMA	Description	Color	Catalog no.	
A	V/AC					
20	125/250	10-20R	Flush mount power receptacle, side wire, matching plug 2836	V	□ 805V	• •

Listed to UL498, file no. E15058; CSA certified to CSA C22.2, no. 42; NOM certified

Heavy duty grade power receptacles

Product description

3-pole, 4-wire grounding
60A, 125/250V/AC



14-60R



60

Design features

- For use with copper or aluminum wire
- Accepts #4 - #10 AWG wire

Panel power receptacles



Rating		NEMA	Description	Color	Catalog no.	
A	V/AC					
60	125/250	14-60R	Panel mount power receptacle, matching plug S20	BK	□ 60	• •

Listed to UL498, file no. E15058; CSA certified to C22.2, no. 42; NOM certified

Compatible wallplates / standard size for panel mount power receptacles



Description	Color suffix	Catalog no.	
Nylon 2-Gang wallplate for one power receptacle	V, W	□ 5169_	• •
Stainless steel 2-Gang wallplate for one power receptacle	Stainless Steel	□ 93223	• •

Color ordering information:

For ordering devices, include Catalog no. followed by the Color suffix: BK (Black), V (Ivory), Stainless Steel, W (White)



Dimensional information: B-70 **Specification information:** Please visit www.eaton.com/wiringdevices
Compliances, specifications and availability are subject to change without notice.

Indicates NAFTA compliant - Page G-21

RoHS compliant - Page G-21

Heavy duty grade power plugs & adapters

Product description

2-pole, 3-wire grounding
 30A, 125/250V/AC
 50A, 125/250V/AC





TT-30R

Design features

- Terminals have pressure plates to protect wires
- 83 accepts #12 - #10 AWG wire
- 1264 adapts travel trailer plug to female 15A or 20A, 125V/AC NEMA 5-15R or 5-20R receptacle

Power plugs & adapters

Rating A	V/AC	NEMA	Description	Color	Catalog no.		
30	125	TT-30P	Angled power plug, matching receptacle 1263	BK	□ 83	•	•
		TT-30	Travel trailer receptacle to NEMA 5-15/5-20P plug adapter	BK	□ 1264 ^A	•	

^A Not UL listed. 83: Listed to UL498, file no. E15012; CSA certified to C22.2, no. 42; NOM certified



83



1264

Heavy duty grade power plugs & adapters

Product description

2-pole, 3-wire grounding
 30A, 125V/AC; 30A, 250V/AC
 50A, 125V/AC; 50A, 250V/AC



5-30P



5-50R



6-30R





6-50R

Design features

- Universal plugs include blades for both 30A and 50A configurations of the same voltage
- Bodies made of durable thermoplastic
- Terminals have pressure plates to protect wires
- Accepts #10 - #6 AWG wire

Universal power plugs

Rating A	V/AC	NEMA	Description	Color	Catalog no.		
30	125	5-30P/5-50P	Universal power plug, matching receptacle 1233	BK	□ S41	•	•
50	125	5-30P/5-50P	Angled power plug, matching receptacle 1253				

Listed to UL498, file no. E15012; CSA certified to C22.2, no. 42; NOM certified





S41



S42

Universal power plugs

Rating A	V/AC	NEMA	Description	Color	Catalog no.		
30	250	6-30P/6-50P	Universal power plug; matching receptacles 1232, 1234	BK	□ S42	•	•
50	250	6-30P/6-50P	Angled power plug; matching receptacles 1252, 1254				

Listed to UL498, file no. E15012; CSA certified to C22.2, no. 42; NOM certified

Color ordering information:

BK (Black)



(Black)

Dimensional information: B-70 **Specification information:** Please visit www.eaton.com/wiringdevices

Compliances, specifications and availability are subject to change without notice.

 Indicates NAFTA compliant - Page G-21

 RoHS compliant - Page G-21


Heavy duty grade power plugs & adapters

Product description

3-pole, 3-wire non-grounding
 30A, 125/250V/AC
 60A, 125/250V/AC



10-20P



2836

Design features

- Armored housing resists abuse and is automatically grounded
- Solid brass plug blades are firmly embedded in body
- Terminals in individual chambers to positively insulate conductors
- Accepts #14 - #10 AWG wire

Power plugs

Rating A	V/AC	NEMA	Description	Color	Catalog no.
30	125	10-20P	Power plug; matching receptacle 805	Y	□ 2836

cULus Listed to UL498, file no. E15012; NOM certified



S20

Heavy duty grade power plugs & adapters

Product description

3-pole, 4-wire grounding
 60A, 125/250V/AC



14-60P

Design features

- Terminals have pressure plates to protect wires
- Body made of abuse-resistant thermoplastic
- Accepts #10 - #6 AWG wire

Power plugs

Rating A	V/AC	NEMA	Description	Color	Catalog no.		
60	125/250	14-60P	Angled power plug, matching receptacle 60	BK	□ S20	•	•

cULus Listed to UL498, file no. E15012; NOM certified

Color ordering information:

BK (Black), Y (Yellow)



Dimensional information: B-70 **Specification information:** Please visit www.eaton.com/wiringdevices
Compliances, specifications and availability are subject to change without notice.

 Indicates NAFTA compliant - Page G-21

 RoHS compliant - Page G-21

Plugs & connectors

Our compact yet rugged plugs and connectors are available in a broad range of designs, materials and configurations for virtually any replacement application or do-it-yourself extension cord creation. Heavy duty grade devices are ideal for more abusive use while standard grade is ideal for everyday items like lamps and vacuums.



Plug & connector families

Heavy duty grade quick grip

B-48

Heavy duty grade vinyl

B-49

Heavy duty & standard grade rubber

B-52

Standard grade spring action

B-53


Standard grade thermoplastic

B-54

Academy series plugs

B-55

- High impact-resistant housings for long-term durability
- Plug blades firmly embedded in body
- Angled plugs allow placement of cords in convenient locations
- Heavy duty grade plugs feature solid brass plug blades and terminals in individual chambers for positive conductor insulation
- Heavy duty grade plugs & connectors feature strain relief clamps to extend cord life
- Spring action plugs & connectors are designed for easy installation and some also provide an integrated cord clip for storage on appliances
- Academy series plugs feature insulation-piercing terminals that eliminate wire stripping



Specific plug & connector solutions for today's needs



Extension cords

Heavy-duty extension cord ends receive a lot of abuse in working situations. Quick grip plugs & connectors install easily, speeding replacement, and are built to last.

See page B-48



Shown:
AH5965



Cold conditions

Most plastics become more brittle and the chance of breakage increases below freezing. Rubber plugs & connectors keep flexibility in lower temperatures for less breakage.

See page B-52



Shown:
1709



Appliance cord end replacement

Household appliances often require cord end replacement. Spring action plugs are available with cord clips and are quick and easy to install.

See page B-53

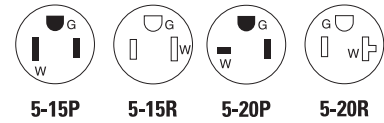


Shown:
SA940

Heavy duty grade quick grip plugs & connectors

Product description

2-pole, 3-wire grounding
15A, 125V/AC
20A, 125V/AC



AH5965




AH5669

Design features

- Single-piece hinged body reduces number of assembly screws and speeds installation
- Signature exterior design molds to hand with scallop feature for extra grip to ease insertion and removal
- Rugged nylon construction resists abuse
- Clear terminal cover for visual verification of secure termination
- Roomy wiring chamber and terminal cover featuring large funneled wire entry for easy and proper wire installation
- Tri-combo screws accept Slotted, Phillips, and Robertson-head tools for installation flexibility

Quick grip plugs & connectors

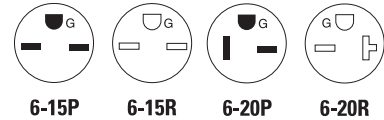
Rating A	V/AC	Description	Cord diameter	Color suffix	Plug catalog no.	Connector catalog no.	
15	125	NEMA 5-15, straight body	0.22-0.66" (5.6-16.8mm)	BK, Y	<input type="checkbox"/> AH5965__	<input type="checkbox"/> AH5969__	•
20	125	NEMA 5-20, straight body	0.22-0.66" (5.6-16.8mm)	BK, Y	<input type="checkbox"/> AH5364__	<input type="checkbox"/> AH5369__	•

cULus Listed to UL498, file no. E15012; certified to CSA C22.2, no. 42; UL verified to Federal Spec. WC-596G

Heavy duty grade quick grip plugs & connectors

Product description


2-pole, 3-wire grounding
15A, 250V/AC
20A, 250V/AC



Design features

- Single-piece hinged body reduces number of assembly screws and speeds installation
- Signature exterior design molds to hand with scallop feature for extra grip to ease insertion and removal
- Rugged nylon construction resists abuse
- Clear terminal cover for visual verification of secure termination
- Roomy wiring chamber and terminal cover featuring large funneled wire entry for easy and proper wire installation
- Tri-combo screws accept Slotted, Phillips, and Robertson-head tools for installation flexibility

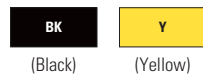
Quick grip plugs & connectors

Rating A	V/AC	Description	Cord diameter	Color suffix	Plug catalog no.	Connector catalog no.	
15	250	NEMA 6-15, straight body	0.22-0.66" (5.6-16.8mm)	BK, Y	<input type="checkbox"/> AH5666__	<input type="checkbox"/> AH5669__	•
20	250	NEMA 6-20, straight body	0.22-0.66" (5.6-16.8mm)	BK, Y	<input type="checkbox"/> AH5464__	<input type="checkbox"/> AH5469__	•

cULus Listed to UL498, file no. E15012; certified to CSA C22.2, no. 42; UL verified to Federal Spec. WC-596G

Color ordering information:

For ordering devices, include Catalog no. followed by the Color suffix: BK (Black), Y (Yellow)



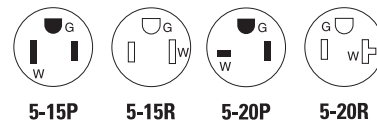
Dimensional information: B-70 **Specification information:** Please visit www.eaton.com/wiringdevices
Compliances, specifications and availability are subject to change without notice.

 RoHS compliant - Page G-21

Heavy duty grade armored vinyl plugs & connectors

Product description

2-pole, 3-wire grounding
15A, 125V/AC
20A, 125V/AC



2867

Design features

- Armored housing resists abuse and is automatically grounded
- Solid brass plug blades are firmly embedded in body
- Terminals in individual chambers to positively insulate conductors
- Terminal screws backed out and ready for wiring
- Terminal screw clamps are designed to contain wire and prevent binding
- Combination Slot/Phillips head mounting and terminal screws for installation flexibility (Slot/Robertson screws in Canada where available)

Armored vinyl plugs & connectors



Rating A	V/AC	Description	Cord diameter	Color	Plug catalog no.	Connector catalog no.		
15	125	NEMA 5-15, straight body	0.25-0.63" (6.4-16.0mm)	Y	□ 2867	□ 2887	•	•
20	125	NEMA 5-20, straight body	0.25-0.63" (6.4-16.0mm)	Y	□ 2809	□ 2228	•	•

Listed to UL498, file no. E15012; CSA certified to C22.2, no. 42; NOM certified

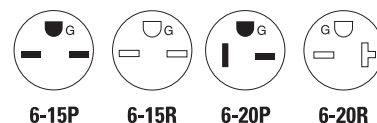


2227

Heavy duty grade armored vinyl plugs & connectors

Product description

2-pole, 3-wire grounding
15A, 250V/AC
20A, 250V/AC



Design features

- Armored housing resists abuse and is automatically grounded
- Solid brass plug blades are firmly embedded in body
- Terminals in individual chambers to positively insulate conductors
- Terminal screws backed out and ready for wiring
- Terminal screw clamps are designed to contain wire and prevent binding
- Combination Slot/Phillips-head mounting and terminal screws for installation flexibility (Slot/Robertson screws in Canada where available)

Armored vinyl plugs & connectors



Rating A	V/AC	Description	Cord diameter	Color	Plug catalog no.	Connector catalog no.		
15	250	NEMA 6-15, straight body	0.25-0.63" (6.4-16.0mm)	Y	□ 2866	□ 2227	•	•
20	250	NEMA 6-20, straight body	0.25-0.63" (6.4-16.0mm)	Y	□ 3809	□ 2229	•	•

Listed to UL498, file no. E15012; CSA certified to C22.2, no. 42; NOM certified

Color ordering information:

Y (Yellow)



(Yellow)

Dimensional information: B-70 **Specification information:** Please visit www.eaton.com/wiringdevices
Compliances, specifications and availability are subject to change without notice.



Indicates NAFTA compliant - Page G-21



RoHS compliant - Page G-21

Heavy duty grade armored vinyl plugs & connectors

Product description

2-pole, 3-wire grounding
15A, 277V/AC



7-15P

Design features

- Armored housing resists abuse and is automatically grounded
- Solid brass plug blades are firmly embedded in body
- Terminals in individual chambers to positively insulate conductors
- Terminal screws backed out and ready for wiring
- Terminal screw clamps are designed to contain wire and prevent binding
- Combination Slot/Phillips-head mounting and terminal screws for installation flexibility (Slot/Robertson screws in Canada where available)



2839

Armored vinyl plugs & connectors

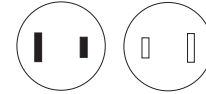
Rating A	V/AC	Description	Cord diameter	Color	Plug catalog no.	Connector catalog no.	 
15	277	NEMA 7-15, straight body	0.25-0.63" (6.4-16.8mm)	Y	□ 2839	—	• •

Listed to UL498, file no. E15012; CSA certified to C22.2, no. 42

Heavy duty grade vinyl plugs & connectors

Product description

2-pole, 2-wire non-grounding
15A, 125V/AC



1-15P

1-15R

Design features

- Solid brass plug blades are firmly embedded in body
- Vinyl plugs and connectors resist chemical attack and are less brittle in extremely low temperatures
- Vinyl angle plugs have eight possible positions for maximum convenience
- Terminal screws backed out and ready for wiring
- Terminals in individual chambers to positively insulate conductors
- Terminal screw clamps are designed to contain wire and prevent binding
- Combination Slot/Phillips-head mounting and terminal screws for installation flexibility (Slot/Robertson screws in Canada where available)



4862

Vinyl plugs & connectors

Rating A	V/AC	Description	Cord diameter	Color	Plug catalog no.	Connector catalog no.	 
15	125	NEMA 1-15, straight body	0.25-0.63" (6.4-16.0mm)	Y	□ 4862	□ 4882	• •

Listed to UL498, file no. E15012; CSA certified to C22.2, no. 42; NOM certified except 4882

Color ordering information:

Y (Yellow)



(Yellow)

Dimensional information: B-70 **Specification information:** Please visit www.eaton.com/wiringdevices

Compliances, specifications and availability are subject to change without notice.



Indicates NAFTA compliant - Page G-21



RoHS compliant - Page G-21

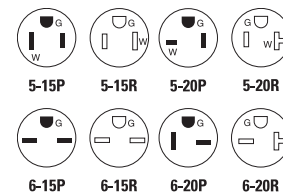
Heavy duty grade vinyl plugs & connectors

Product description

2-pole, 3-wire grounding
15A & 20A, 125V/AC
15A & 20A, 250V/AC

Design features

- Solid brass plug blades are firmly embedded in body
- Vinyl plugs and connectors resist chemical attack and are less brittle in extremely low temperatures
- Vinyl angle plugs have eight possible positions for maximum convenience
- Terminal screws backed out and ready for wiring
- Terminals in individual chambers to positively insulate conductors
- Terminal screw clamps are designed to contain wire and prevent binding
- Combination Slot/Phillips-head mounting and terminal screws for installation flexibility (Slot/Robertson screws in Canada where available)





4867ANW



4229

Vinyl plugs & connectors

Rating A	V/AC	Description	Cord diameter	Color	Plug catalog no.	Connector catalog no.		
15	125	NEMA 5-15, straight body	0.25-0.66" (6.4-16.6mm)	Y	□ 4867	□ 4887	•	•
15	125	NEMA 5-15, straight body	0.25-0.66" (6.4-16.6mm)	BK	□ 4867BK	□ 4887BK	•	•
15	125	NEMA 5-15, angled body	0.25-0.66" (6.4-16.6mm)	Y	□ 4867AN		•	•
15	125	NEMA 5-15, angled body	0.25-0.66" (6.4-16.6mm)	W	□ 4867ANW		•	•
20	125	NEMA 5-20, straight body	0.25-0.66" (6.4-16.6mm)	Y	□ 4409	□ 4228	•	•



Listed to UL498, file no. E15012; CSA certified to C22.2, no. 42; NOM certified except 4228

Vinyl plugs & connectors

Rating A	V/AC	Description	Cord diameter	Color	Plug catalog no.	Connector catalog no.		
—	—	NEMA 5-20, angled body	0.25-0.66" (6.4-16.6mm)	Y	□ 4409AN		•	•

Listed to UL498, file no. E15012; CSA certified to C22.2, no. 42; NOM certified except 4227 & 4229

Vinyl plugs & connectors

Rating A	V/AC	Description	Cord diameter	Color	Plug catalog no.	Connector catalog no.		
15	250	NEMA 6-15, straight body	0.25-0.66" (6.4-16.6mm)	Y	□ 4866	□ 4227	•	•
15	250	NEMA 6-15, angled body	0.25-0.66" (6.4-16.6mm)	Y	□ 4866AN		•	•
20	250	NEMA 6-20, straight body	0.25-0.66" (6.4-16.6mm)	Y	□ 4509	□ 4229	•	•
20	250	NEMA 6-20, angled body	0.25-0.66" (6.4-16.6mm)	Y	□ 4509AN		•	•

Listed to UL498, file no. E15012; CSA certified to C22.2, no. 42; NOM certified except 4227 & 4229

Color ordering information:

Y (Yellow), W (White), For ordering 4887, include Catalog no. followed by the Color suffix: BK (Black), Y (Yellow)



Dimensional information: B-70 **Specification information:** Please visit www.eaton.com/wiringdevices
Compliances, specifications and availability are subject to change without notice.

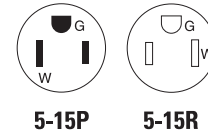
 Indicates NAFTA compliant - Page G-21

 RoHS compliant - Page G-21

Heavy duty grade rubber plugs & connectors

Product description

2-pole, 3-wire grounding
15A, 125V/AC



1709

Design features

- Solid brass plug blades are firmly embedded in body
- Thermoplastic rubber plugs & connectors maintain flexibility in extremely low temperatures
- Terminals in individual chambers to positively insulate conductors
- Terminal screw clamps are designed to contain wire and prevent binding
- Terminal screws backed out and ready for wiring
- Combination Slot/Phillips-head mounting and terminal screws for installation flexibility (Slot/Robertson screws in Canada where available)

Thermoplastic rubber plugs & connectors



Rating A	V/AC	Description	Cord diameter	Color	Plug catalog no.	Connector catalog no.		
15	125	NEMA 5-15, straight body	0.25-0.60" (6.4-15.2mm)	BK	□ 1709	□ 222	•	•

1709: cULus Listed to UL498, file no. E15012; NOM certified
222: Listed to UL498, file no. E15012; CSA certified to C22.2, no. 42; NOM certified

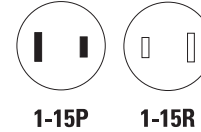


183

Standard grade rubber plugs & connectors

Product description

2-pole, 2-wire non-grounding
15A, 125V/AC



86

Design features

- Plug blades are firmly embedded in body
- Rubber plugs & connectors maintain flexibility in low temperatures
- Angle plugs allow placement of cord in convenient location
- Terminal screws backed out and ready for wiring
- Combination Slot/Phillips-head mounting and terminal screws for installation flexibility (Slot/Robertson screws in Canada where available)

Rubber plugs & connectors



Rating A	V/AC	Description	Cord diameter	Color suffix	Plug catalog no.	Connector catalog no.	
15	125	NEMA 5-15, straight body	0.33" (8.3mm)	BK, W	□ 183__	□ 4882*	•
15	125	NEMA 5-15, straight body, polarized	0.33" (8.3mm)	BK, W	□ 183-6__		•
15	125	NEMA 5-15, angled body	0.33" (8.3mm)	BK	□ 84		•
15	125	NEMA 5-15, angled body, polarized	0.33" (8.3mm)	BK, W	□ 84-6__		•

Listed to UL498, file no. E15012; CSA certified to C22.2, no. 42; NOM certified except 4882
*4882 Yellow

Color ordering information:

For ordering devices, include Catalog no. followed by the Color suffix: BK (Black), W (White)



Dimensional information: B-70, B-71 **Specification information:** Please visit www.eaton.com/wiringdevices
Compliances, specifications and availability are subject to change without notice.

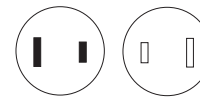
Indicates NAFTA compliant - Page G-21

RoHS compliant - Page G-21

Standard grade spring action thermoplastic plugs & connectors

Product description

2-pole, 2-wire non-grounding
15A, 125V/AC



1-15P 1-15R

Design features

- Made of high impact-resistant thermoplastic for long-term durability
- Cord clips on equipped plugs provide easy storage on appliances such as vacuum cleaners and fans



SA940



SA155

Spring action plugs & connectors



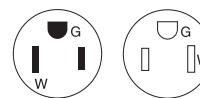
Rating A	V/AC	Description	Cord diameter	Color suffix	Plug catalog no.	Connector catalog no.	
15	125	NEMA 1-15, straight body, polarized, with cord clip	0.33" (8.3mm)	W	□SA940W		•
15	125	NEMA 1-15, straight body, polarized, with cord clip	0.33" (8.3mm)	BK	□SA940		•
15	125	NEMA 1-15, straight body, polarized	0.33" (8.3mm)	B, GD, W	□SA540__	□SA155__	•
15	125	NEMA 1-15, straight body, polarized	0.33" (8.3mm)	BK	□SA540	□SA155	•

cULus Listed to UL498, file no. E15012; CSA certified to C22.2, no. 42

Standard grade spring action thermoplastic plugs & connectors

Product description

2-pole, 3-wire grounding
15A, 125V/AC



5-15P 5-15R

Design features

- Made of high impact-resistant thermoplastic for long-term durability
- Plug blades firmly embedded in body



SA399



SA993

Spring action plugs & connectors



Rating A	V/AC	Description	Cord diameter	Color suffix	Plug catalog no.	Connector catalog no.	
15	125	NEMA 5-15, straight body	0.33" (8.3mm)	GY, O, W	□SA399__	□SA993__	•
15	125	NEMA 5-15, straight body	0.33" (8.3mm)	BK	□SA399	□SA993	•

Listed to UL498, file no. E15012; CSA certified to CSA C22.2, no. 42; SA933 also NOM certified

Color ordering information:

For ordering devices, include Catalog no. followed by the Color suffix: B (Brown), BK (Black), GD (Translucent Gold), GY (Gray), O (Orange), W (White)



Dimensional information: B-71 **Specification information:** Please visit www.eaton.com/wiringdevices

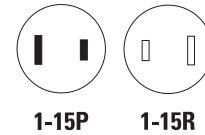
Compliances, specifications and availability are subject to change without notice.

Indicates NAFTA compliant - Page G-21

Standard grade thermoplastic plugs & connectors

Product description

2-pole, 2-wire non-grounding
15A, 125V/AC



Design features

- Tough thermoplastic construction
- Plug blades firmly embedded in body

Thermoplastic plugs & connectors



Rating A	V/AC	Description	Cord diameter	Color	Plug catalog no.	Connector catalog no.	
15	125	NEMA 1-15, flat handle body	0.31" (7.9mm)	BK, W	□ 1912__		•
		NEMA 1-15, round body	0.41" (10.4mm)	BK	□ 3123		•
		NEMA 1-15, cylindrical body	0.25-0.67" (6.4-17.0mm)	RN		□ 6882	•

Listed to UL498, file no. E15012; CSA certified to C22.2, no. 42; NOM certified except 6882



1912



3123



6867

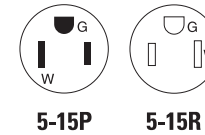


6887

Standard grade thermoplastic plugs & connectors

Product description

2-pole, 3-wire grounding
15A, 125V/AC



Design features

- Tough thermoplastic construction
- Plug blades firmly embedded in body

Thermoplastic plugs & connectors



Rating A	V/AC	Description	Cord diameter	Color	Plug catalog no.	Connector catalog no.	
15	125	NEMA 5-15, cylindrical body	0.67" (17.0mm)	RN	□ 6867	□ 6887	•

Listed to UL498, file no. E15012; CSA certified to C22.2, no. 42; NOM certified

Color ordering information:

For ordering devices, include Catalog no. followed by the Color suffix: BK (Black), RN (Orange), W (White)




Dimensional information: B-71 **Specification information:** Please visit www.eaton.com/wiringdevices
Compliances, specifications and availability are subject to change without notice.

Indicates NAFTA compliant - Page G-21

Academy series standard grade plugs

Product description

2-pole, 2-wire non-grounding
 10A, 125V/AC
 15A, 125V/AC



1-15P



2601-6




2600

Design features

- High impact-resistant thermoplastic housing with finger-grip grooves
- Insulation piercing terminals eliminate the need for tools—just snap in unstripped wire and device is ready for use
- Plug blades firmly embedded in body
- Super Plug has right angle design and built-in strain relief

Academy series plugs

Rating A	V/AC	Description	Color suffix	Catalog no.	
10	125	NEMA 1-15R easy install plug, for 18-2 SPT-1 cord	B, BK, W	□ 2601__	•
		NEMA 1-15R easy install plug, polarized, for 18-2 SPT-1 cord	B, BK, W	□ 2601-6__	•

UL recognized component to UL498 for US & Canada, file no. E15012

Academy series plugs

Rating A	V/AC	Description	Color suffix	Catalog no.	
15	125	NEMA 1-15R super plug, for 18-2 or 16-2 SPT-1 and 18-2 or 16-2 HPN cord	B, BK, W	□ 2600__	•

UL recognized component to UL498 for US & Canada, file no. E15012

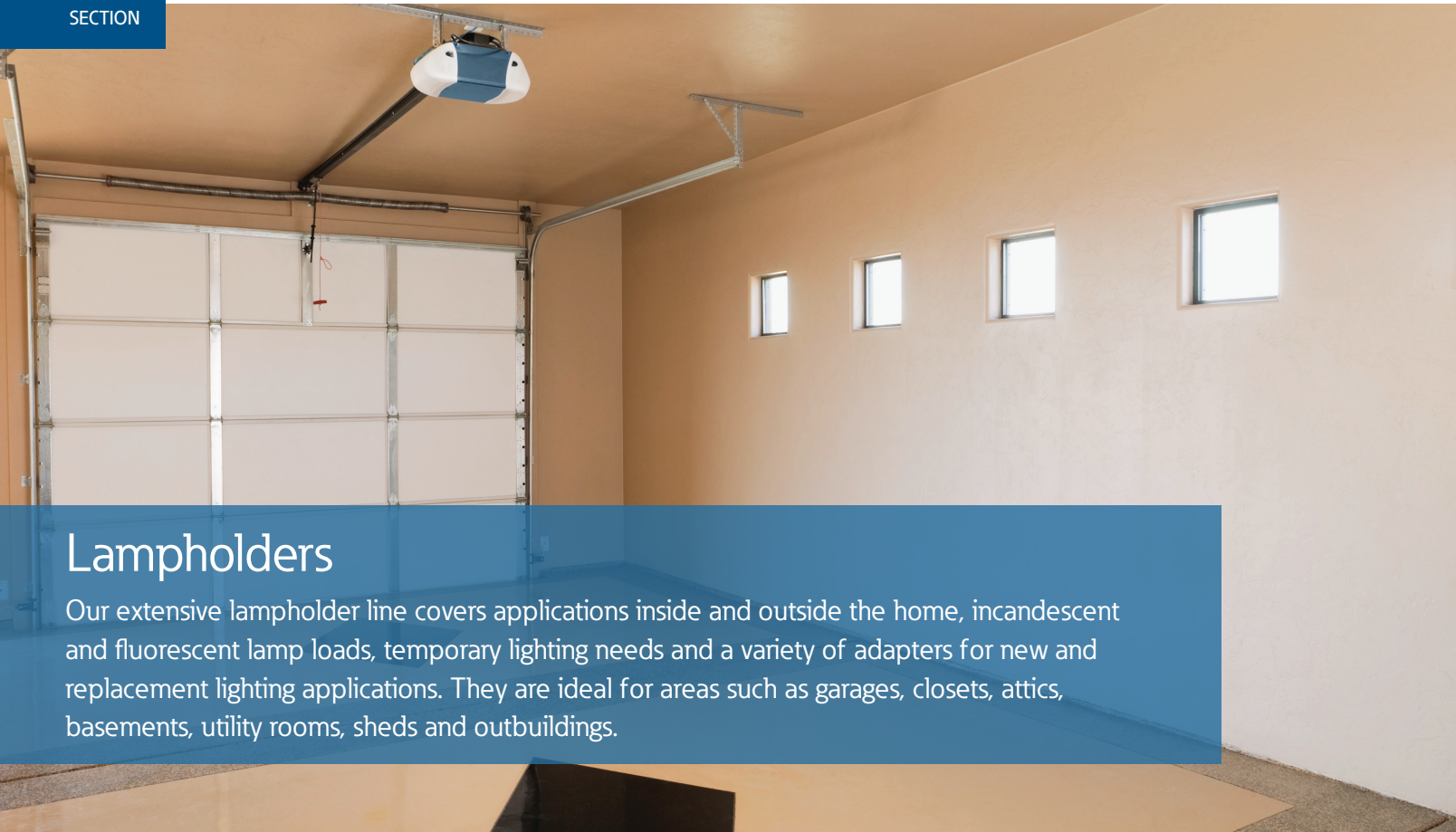
Color ordering information:

For ordering devices, include Catalog no. followed by the Color suffix: B (Brown) BK (Black), W (White)



Dimensional information: B-71 **Specification information:** Please visit www.eaton.com/wiringdevices
Compliances, specifications and availability are subject to change without notice.


 RoHS compliant - Page G-21



Lampholders

Our extensive lampholder line covers applications inside and outside the home, incandescent and fluorescent lamp loads, temporary lighting needs and a variety of adapters for new and replacement lighting applications. They are ideal for areas such as garages, closets, attics, basements, utility rooms, sheds and outbuildings.

Lampholder families



The Eaton difference

- Ceiling lampholders are available in keyless or pull chain styles
- Ceiling lampholders also available with a 15A 125V/AC outlet
- Top wire ceiling lampholders have terminal screws backed out and ready for wiring without removing the interior
- Lampholder adapters available in various configurations such as one socket to two outlets and one socket
- Lampholder adapters available with keyless or pull chain switch actuation



Specific lampholder solutions for today's needs



Ceiling mounts

Our vast line of porcelain and plastic ceiling mount lampholders fit a wide variety of applications and needs for every room in the home, from attic to basement, closet to garage.

See page B-58



Shown:
604



Lampholder adapters

We offer a variety of lampholder adapters that can easily add a receptacle or convert a lampholder to a receptacle for applications where a receptacle is needed but not easily accessible like attics, basements, closets and storage sheds.

See pages B-64, B-66



Shown:
718

Ceiling receptacle lampholders

Product description

Medium base
 660W, 125V/AC
 660W, 250V/AC
 600W, 250V/AC

Design features

- Mounts on 4" (101.6mm) outlet boxes with breakout for 3.25" (82.5mm) box mounting
- Leads are 6" (152.4mm) 221°F (105°C) insulated stranded #16 AWG, stripped 0.75" (19.0mm)
- Top wire versions have terminal screws backed out—ready for wiring—without removing interior
- Push wire terminals are top wired with two push-in terminals and two screw terminals for continuous wiring
- Pull chain devices include ball chain, 3' (0.9m) of cord, connector and end bell
- Porcelain models made of high-strength insulator porcelain; pull chain versions feature removable interiors
- Plastic models made with high-temperature thermoset plastic to reduce breakage



667



669



S788W



S1174W

Porcelain ceiling lampholder

W	Rating V/AC	Description	Color	Catalog no.	
660	125	Two-piece, with NEMA 1-15P 2P, 2W outlet 2 screw terminals, pull chain switch, top wire	W	□ 669	•
		Two-piece, with NEMA 5-15P 2P, 3W outlet 2 screw terminals, pull chain switch, top wire	W	□ 667	•
660	250	One-piece, with feed-through, 4 screw terminals, keyless switch, top wire	W	□ 604	•
		Two-piece, with feed-through 4 screw terminals, pull chain switch, top wire	W	□ 659	•

cULus Listed to UL 496, file no. E7430; NOM certified

Plastic ceiling lampholder

W	Rating V/AC	Description	Color	Catalog no.		
600	250	Two-piece, push wire/top wire, pull chain switch	W	□ S759W-CD	•	
		Two-piece, 6" (152.4mm) wire leads, pull chain switch	W	□ S788W	•	
		Two-piece, with 15A 125V/AC NEMA 1-15P 2P, 2W outlet push wire/top wire, pull chain switch	W	□ S860W	•	
		Two-piece, with 15A 125V/AC NEMA 5-15P 2P, 3W outlet push wire/top wire, pull chain switch	W	□ S865W	•	
		One-piece, 4 top wire screws, keyless switch	W	□ S1174W	•	•
		One-piece, 6" (152.4mm) wire leads, keyless switch	W	□ S1174-6W*	•	•
		Two-piece, push wire/top wire, keyless switch	W	□ S768W	•	
		Two-piece, 6" (152.4mm) wire leads, keyless switch	W	□ S768-6W*	•	

*Not cULus Listed or NOM certified. cULus Listed to UL 496, file no. E7430; NOM certified

Color ordering information:

W (White)



Dimensional information: B-71 **Specification information:** Please visit www.eaton.com/wiringdevices
Compliances, specifications and availability are subject to change without notice.

Indicates NAFTA compliant - Page G-21

RoHS compliant - Page G-21

Incandescent shell & fixture sockets

Product description

Medium base
250W, 250V/AC
660W, 250V/AC

Design features

- Caps threaded 0.13" (3.2mm)—27 I.P.S. fits standard lamp stems
- Two circuit (3-way) sockets operate dual filament lamps on sequence of low, medium, high, off
- Set screw prevents rotation of socket




940ABD



2982

Electrolier metal shell lampholders

Rating		Description	Color	Catalog no.	
W	V/AC				
250	250	One circuit turn knob switch	Brass Dipped Aluminum	□ 917ABD ^{††}	•
		Two circuit (3-way) turn knob switch	Brass Dipped Aluminum	□ 925ABD ^{††}	•
660	250	One circuit pull chain switch	Brass Dipped Aluminum	□ 980ABD ^{††}	•
		One circuit push through switch	Brass Dipped Aluminum	□ 940ABD ^{††}	•
		Keyless switch	Brass Dipped Aluminum	□ 975ABD	•

^{††} Only UL listed. cULus Listed to UL496, file no. E7430

Incandescent shell & fixture sockets


Product description

Medium base
250W, 250V/AC
660W, 250V/AC

Design features

- Molded of heat- and impact-resistant phenolic or urea
- Interiors are UL component recognized

Metal shell lampholder interiors

Rating		Description	Catalog no.		
W	V/AC		Fits	Catalog	
250	250	One circuit pull chain switch	659	□ 962	•
		Two circuit (3-way) turn knob switch	925	□ 3925 ^{††}	•
660	250	One circuit pull chain switch	980	□ 2982 ^{††}	•
		One circuit push through switch	940	□ 942	•

^{††} Only RU listed. UL recognized component to UL496 for US & Canada, file no. E7430

Color ordering information:

BD (Brass Dipped)



(Brass Dipped)

Dimensional information: B-71 **Specification information:** Please visit www.eaton.com/wiringdevices
Compliances, specifications and availability are subject to change without notice.

 RoHS compliant - Page G-21

Incandescent shell & fixture sockets

Product description

Medium base
660W, 250V/AC

Design features

- Interiors have removable turn knobs
- Hickeys and nipples are threaded for mounting on standard fixture, lamp stems or brackets



968



969

Fixture sockets

Rating		Description	Color	Catalog no.	
W	V/AC				
660	250	Phenolic keyless switch, screw terminals Bracket height: 0.44" (11.1mm), overall height: 1.88" (47.8mm)	BK	□ 968	•

Listed to UL496, file no. E7430

Fixture sockets

Rating		Description	Color	Catalog no.	
W	V/AC				
660	250	Porcelain keyless switch, screw terminals Bracket height: 0.44" (11.1mm), overall height: 1.88" (47.8mm)	W	□ 969	•

cULus Listed to UL496, file no. E7430; NOM certified

Fluorescent lampholders

Product description

Recessed double contact
660W, 600V/AC

Design features

- For replacement use in fluorescent lighting fixtures
- Recessed double-contact (2500, 2501) lampholders can be used for flush or surface mounting
- Captive pal nut for easy mounting
- Push-in wire terminals feature release slots
- Molded of durable white thermoset plastic




2501W



2500W

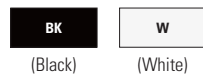
Recessed double contact lampholders

Rating		Description	Lamp type	Color	Catalog no.	
W	V/AC					
660	600	Plunger type, push wire cap, screw switch	T12	W	□ 2501W	•
		Stationary type, push wire cap, screw switch	T12	W	□ 2500W	•

Listed to UL1570; CSA certified

Color ordering information:

BK (Black), W (White)



Dimensional information: B-71 **Specification information:** Please visit www.eaton.com/wiringdevices
Compliances, specifications and availability are subject to change without notice.

 RoHS compliant - Page G-21

Fluorescent lampholders

Product description

Single pin
660W, 600V/AC

Design features

- For replacement use in fluorescent lighting fixtures
- Plunger lampholders feature non-sticking, spring-loaded plunger to hold lamp securely
- Captive pal nut for easy mounting
- Push-in wire terminals feature release slots
- Molded of durable white thermoset plastic



2506W



2504W



2510W



924W

Slimline lampholders



Rating		Description	Color	Catalog no.	
W	V/AC				
660	600	Stationary type, push wire cap, slide-on switch	W	□ 2506W	•
		Stationary type, push wire cap, screw switch	W	□ 2503W	•

Listed to UL1570; CSA certified

Slimline lampholders



Rating		Description	Color	Catalog no.	
W	V/AC				
660	600	Plunger type, push wire cap, slide-on switch	W	□ 2507W	•
		Plunger type, push wire cap, screw switch	W	□ 2504W	•

Listed to UL1570

Fluorescent lampholders

Product description

Medium bi-pin
660W 600V/AC

Design features

- For replacement use in fluorescent lighting fixtures
- Use for flush or surface mounting
- Captive pal nut for easy mounting
- Push-in wire terminals feature release slots
- Molded of durable white thermoset plastic

Slimline lampholders



Rating		Description	Lamp type	Color	Catalog no.	
W	V/AC					
660	600	Standard type, push wire, slide-on & screw switch	T8/T12	W	□ 2509W*	•
		Short type, push wire, slide-on & screw switch	T8/T12	W	□ 2510W	•
		Standard type, screw terminals, screw switch		W	□ 924W ^Δ	•

*Not CSA or NOM certified, ^ΔNot UL or CSA certified, 2509W & 2510W: Listed to UL1570; CSA certified
924: cULus Listed to UL496, file no. E5833, certified to CSA C22.2, no. 43; NOM certified

Color ordering information:

W (White)



(White)

Dimensional information: B-71 **Specification information:** Please visit www.eaton.com/wiringdevices
Compliances, specifications and availability are subject to change without notice.

RoHS compliant - Page G-21

Pigtail lampholders

Product description

Medium base
660W, 250V/AC
660W, 600V/AC

Design features

- For use in light strings and related applications
- Wire leads are 5" (127.0mm) of color-coded stranded wire, stripped 1" (25.4mm) for easy connection
- Rubber sockets have an extended lip to seal against bulb
- Metal shell interiors are aluminum



722



145



S591

Pigtail lampholders

Rating	Color	Catalog no.	
W V/AC	Description		
660 250	Phenolic, wire size #14 AWG	BK □ 722	•

Listed to UL496, file no. E7430; CSA certified to 22.2, no. 43; NOM certified

Pigtail lampholders

Rating	Color	Catalog no.	
W V/AC	Description		
660 600	Weatherproof rubber, wire size #14 AWG	BK □ 145	•

cULus Listed to UL496, file no. E7430

Special use lampholder assemblies

Product description

Outdoor lighting
150W, 13A, 120V/AC

Design features

- Mountable to wall, ceiling or floor via base mounting holes, or use included spike for lawn & garden mounting
- Weatherproof gasket allows indoor or outdoor use
- PAR 38 light fixture accepts up to 150W bulb
- Wing nut allows for lighting angle adjustment
- Landscape green color blends with grass and shrubs


Plastic floodlight lampholder

Rating	Color	Catalog no.
A V/AC W	Description	
13 120 150	PAR 38 fixture with 6' (1.8m) 18-2 SJT polarized power cord	Green □ S591

Listed to UL153, file no. E201084

Color ordering information:

BK (Black), Green



Dimensional information: B-72, B-73 **Specification information:** Please visit www.eaton.com/wiringdevices
Compliances, specifications and availability are subject to change without notice.

 Indicates NAFTA compliant - Page G-21

 RoHS compliant - Page G-21

Special use lampholder assemblies

Product description

Trouble lamp medium base
13A, 125V/AC

Design features

- Heavy duty thermoplastic jacketed cord for rough surfaces
- Plastic guard rated to 75W
- Plugs and handles feature built-in finger grips for secure handling



1078-25

Trouble lampholders

Rating A	V/AC	Description	Color	Catalog no.
13	125	Push switch trouble lampholder with plastic guard and NEMA 5-15R 2P, 3W outlet on 25' (7.6m) 18-2 SJT W-A power cord	BK & Y	<input type="checkbox"/> 1078-25
		Push switch trouble lampholder with plastic guard and NEMA 5-15R 2P, 3W outlet on 50' (15.24m) 18-2 SJT W-A power cord	BK & Y	<input type="checkbox"/> 1078-50



1071

Special use lampholder assemblies

Product description

Trouble lampholder accessories
6A, 125V/AC
15A, 125V/AC

Design features

- Interiors feature one piece side outlet contacts permanently fastened
- Reflector guards fit all trouble lamp handles
- Vinyl reflector guard is high-strength impact-resistant thermoplastic



944

Replacement trouble lamp handles & interiors

Rating A	V/AC	Description	Color	Catalog no.	
6	125	Push switch replacement trouble lamp handle with interior and two NEMA 1-15 2P, 2W outlets; use with Cat. #944	Y	<input type="checkbox"/> 1071	
15	125	Replacement trouble lamp handle interior for push switch with two NEMA 1-15 2P, 2W outlets; fits Cat. #1071		<input type="checkbox"/> 944	

944: UL recognized component to UL496, E7430 for US & Canada, CSA C22.2, no. 43



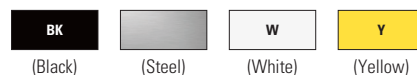
467

Replacement trouble lamp handles & interiors

Description	Color	Catalog no.	
Yellow vinyl reflector guard	Y	<input type="checkbox"/> 1467	
Steel reflector guard	Steel	<input type="checkbox"/> 467	

Color ordering information:

BK (Black), Steel, W (White), Y (Yellow)



Dimensional information: B-71 **Specification information:** Please visit www.eaton.com/wiringdevices
Compliances, specifications and availability are subject to change without notice.

RoHS compliant - Page G-21

Special use lampholder assemblies

Product description

Miscellaneous assemblies
100W, 120V/AC


Design features

- Utility lampholder features removable threaded reflector
- Utility lampholder fully adjustable with 360° rotation and 180° angle adjustment
- Automatic closet light lampholder contains an automatic switch that is activated by opening or closing of hinged or sliding doors



C386

Closet light lampholder

Rating		Description	Color	Catalog no.	
W	V/AC				
100	120	Automatic closet light lampholder on 9' (2.7m) 18-2 SPT-1 power cord	W	<input type="checkbox"/> C386	<input checked="" type="checkbox"/>



738

Lampholder adapters & accessories

Product description

Polarized, medium base
660W, 125V/AC

Design features

- Terminals have pressure plates to protect wires
- Body made of abuse-resistant thermoplastic
- Accepts #10 - #6 AWG wire

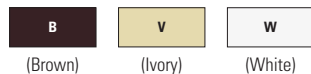
Outlet adapter

Rating		Description	Color suffix	Catalog no.	
W	V/AC				
660	125	Converts one NEMA 1-15R outlet to one socket, keyless switch	B, V, W	<input type="checkbox"/> 738__	<input checked="" type="checkbox"/>

Listed to UL496 & UL498, file no. E15055; CSA certified to C22.2, no. 42 & 43; NOM certified

Color ordering information:

For ordering devices, include Catalog no. followed by the Color suffix: B (Brown), V (Ivory), W (White)



Dimensional information: B-73 **Specification information:** Please visit www.eaton.com/wiringdevices
Compliances, specifications and availability are subject to change without notice.

 Indicates NAFTA compliant - Page G-21

 RoHS compliant - Page G-21

Lampholder adapters & accessories

Product description

Polarized, medium base
660W, 125V/AC
660W, 250V/AC




Design features

- Outlets on adapters are 2-wire polarized
- Pull chain on catalog number 718 controls the bulb socket, side outlets are continually ON



715

Socket adapters

Rating W	V/AC	Description	Color suffix	Catalog no.	
660	125	Converts one socket to one socket with two 250W NEMA 1-15R 2P, 2W outlets, pull chain switch	B, V	□ 718__	
660	250	Converts one socket to two sockets, keyless switch	B, V, W	□ 700__	

Listed to UL496 & UL498, file no. E15055; CSA certified to C22.2, no. 42 & 43; NOM certified



758

Socket adapters

Rating W	V/AC	Description	Color suffix	Catalog no.	
660	125	Converts one socket to one socket with two 250W NEMA 1-15R 2P, 2W outlets, keyless switch	B, V	□ 715__	

cULus Listed to UL496 & UL498, file no. E15055; certified to CSA C22.2, no. 42 & 43; NOM certified



700

Socket adapters

Rating W	V/AC	Description	Color suffix	Catalog no.	
660	125	Converts one socket to one 125V NEMA 1-15R 2P, 2W outlet, keyless switch	B, W	□ 758__*	

cULus Listed to UL496 & UL498, file no. E136278; certified to CSA C22.2, no. 42 & 43, * B color suffix denotes Black

Socket adapters

Rating W	V/AC	Description	Color	Catalog no.	
660	125	Converts one socket to one 125V NEMA 1-15R 2P, 2W outlet, keyless	B	□ 808	

cULus Listed to UL496 & UL498, file no. E136278; certified to CSA C22.2, no. 42 & 43

Color ordering information:

For ordering devices, include Catalog no. followed by the Color suffix: B (Brown), V (Ivory), W (White)

B	B	V	W
(Brown)	(Black) 758 Only	(Ivory)	(White)

Specification information: Please visit www.eaton.com/wiringdevices

Compliances, specifications and availability are subject to change without notice.

 Indicates NAFTA compliant - Page G-21

 RoHS compliant - Page G-21

Lampholder adapters & accessories

Product description

Keyless switch
Medium base
660W, 250V/AC

Design features

- One piece screwshell with porcelain base

Socket extensions



Rating		Description	Color	Catalog no.	
W	V/AC				
660	250	Phenolic medium base socket, extends 1.38" (34.9mm)	BK	□ 1054	•

Listed to UL496, file no. E15055; CSA certified to C22.2, no. 43; NOM certified



1054

Lampholder adapters & accessories

Product description

Lamp guards

Design features

- 1.50" (38.1mm) clamp fits ceiling lampholders, sign and scoreboard Attachon lampholders
- Easy-open guard permits relamping without removing guard
- 1465 is high-strength impact-resistant thermoplastic

Lamp guards

Description	Color	Catalog no.	
Metal lamp guard with 1.50" (38.1mm) collar, 100W bulb max.	Steel	□ 469B	
Plastic lamp guard with adjustable collar, 200W max.	Y	□ 1465Y	•



469

Color ordering information:

BK (Black), Steel, Y (Yellow)



Dimensional information: B-73 **Specification information:** Please visit www.eaton.com/wiringdevices
Compliances, specifications and availability are subject to change without notice.

Indicates NAFTA compliant - Page G-21

RoHS compliant - Page G-21

Lampholder adapters & accessories



Product description

Ball & chain accessories

Design features

- Flasher buttons are medium-based and offer choices of flash frequencies

Lamp guards

Description	Color	Catalog no.	 
Ball chain with end bell and connector, 3' (0.9m), #6, 0.13" (3.18mm) diameter	BB	<input type="checkbox"/> BP331BB	•
Ball chain with end bell and connector, 3' (0.9m), #6, 0.13" (3.18mm) diameter	NP	<input type="checkbox"/> BP331NP	•
Ball chain, 100' (30.5m) spool	BB	<input type="checkbox"/> 309-100	
Connector	BB	<input type="checkbox"/> 307	
Pull cord with end bell and connector, 3' (0.9m)	NP	<input type="checkbox"/> 315	•



331BB



307



315

Color ordering information:

Brass, Nickel



Specification information: Please visit www.eaton.com/wiringdevices

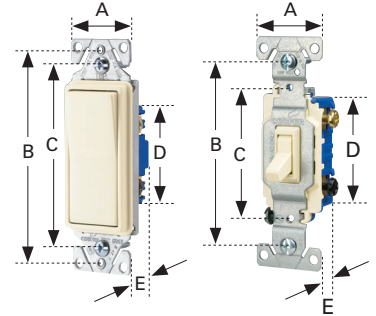
Compliances, specifications and availability are subject to change without notice.

 Indicates NAFTA compliant - Page G-21

 RoHS compliant - Page G-21

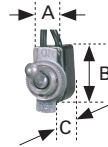
Switches

Family	A	B	C	D	E
Decorator standard grade, single-pole & 3-way	1.44" (36.6mm)	3.81" (96.8mm)	3.28" (83.3mm)	2.74" (69.6mm)	0.97" (24.6mm)
Decorator standard grade, 4-way	1.44" (36.6mm)	3.81" (96.8mm)	3.28" (83.3mm)	2.60" (66.1mm)	1.38" (35.1mm)
Heavy duty grade toggle	1.31" (33.3mm)	3.28" (83.3mm)	2.38" (60.5mm)	2.00" (50.8mm)	1.05" (26.7mm)
Standard grade toggle	1.31" (33.3mm)	3.28" (83.3mm)	2.38" (60.5mm)	2.13" (54.1mm)	0.88" (22.4mm)
Standard grade toggle, less ears	0.75" (19.1mm)	3.28" (83.3mm)	2.38" (60.5mm)	2.13" (54.1mm)	0.88" (22.4mm)
CO/ALR standard grade toggle	1.31" (33.3mm)	3.28" (83.3mm)	2.38" (60.5mm)	2.13" (54.1mm)	0.88" (22.4mm)



Circuit control switches

Catalog no.	A	B	C
452	0.50" (12.7mm)	0.88" (22.4mm)	0.53" (13.5mm)



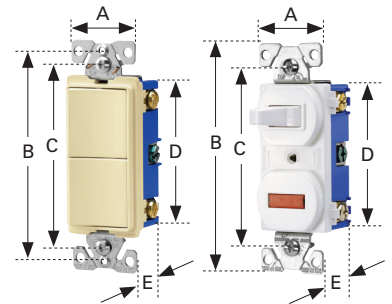
Feed-through cord switches

Catalog no.	A	B	C
410	1.35" (34.5mm)	0.91" (23.1mm)	0.55" (14.0mm)
933	2.49" (63.4mm)	1.47" (36.7mm)	1.25" (31.6mm)



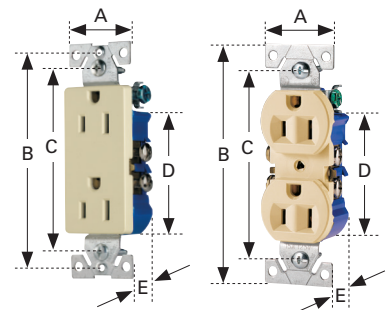
Combination devices

Family	A	B	C	D	E
Decorator combination	1.30" (33.0mm)	3.81" (96.8mm)	3.28" (83.3mm)	2.65" (67.3mm)	1.08" (27.4mm)
Traditional combination	1.30" (33.0mm)	4.19" (106.4mm)	3.28" (83.3mm)	2.65" (67.3mm)	1.08" (27.4mm)
Nightlight combination	1.30" (33.0mm)	3.81" (96.8mm)	3.28" (83.3mm)	2.65" (67.3mm)	1.08" (27.4mm)




Duplex receptacle

Family or Catalog no.	A	B	C	D	E
Heavy duty grade tamper resistant	1.24" (31.5mm)	4.00" (101.6mm)	3.23" (82.0mm)	2.63" (66.8mm)	1.04" (26.4mm)
Decorator standard grade	1.30" (33.0mm)	3.81" (96.8mm)	3.28" (83.3mm)	2.12" (53.8mm)	0.69" (17.5mm)
Standard grade, except 298	1.31" (33.3mm)	4.19" (106.4mm)	3.28" (83.3mm)	2.63" (66.8mm)	0.69" (17.5mm)
298	1.31" (33.3mm)	4.19" (106.4mm)	3.28" (83.3mm)	2.63" (66.8mm)	0.74" (18.8mm)
CO/ALR standard grade	1.38" (35.1mm)	4.06" (103.1mm)	3.28" (83.3mm)	2.61" (66.3mm)	0.71" (18.0mm)



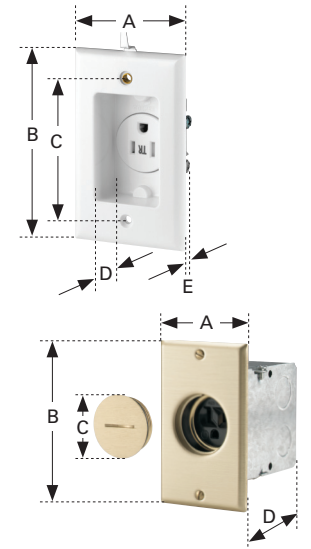
Single receptacles

Family	A	B	C	D	E
Heavy duty grade decorator	1.32" (33.5mm)	3.81" (96.8mm)	3.28" (83.3mm)	1.98" (50w.3mm)	0.82" (20.8mm)
Heavy duty grade traditional	1.31" (33.3mm)	3.28" (83.3mm)	2.38" (60.3mm)	2.07" (52.6mm)	0.83" (12.1mm)



Recessed & floor box receptacles

Family	A	B	C	D	E
Single receptacle	2.75" (69.9mm)	4.50" (114.3mm)	3.28" (83.3mm)	0.85" (21.6mm)	1.77" (45.0mm)
Duplex receptacle	2.72" (69.1mm)	4.48" (113.8mm)	3.28" (83.3mm)	0.93" (23.6mm)	2.00" (50.8mm)
Floor box receptacle	2.75" (69.9mm)	4.50" (114.3mm)	1.75" (44.5mm)	3.50" (88.9mm)	—




Surface receptacles

Catalog Nos.	A	B	C
74 & 78	1.90" (48.3mm)	3.60" (91.4mm)	1.12" (28.4mm)



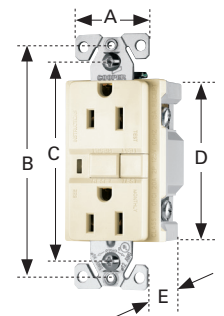
Academy series outlets

Catalog no.	A	B	C
2602	0.81" (20.6mm)	2.02" (51.3mm)	0.81" (20.6mm)
2603	1.15" (29.2mm)	2.58" (65.5mm)	0.84" (21.3mm)
2606	1.08" (27.4mm)	1.25" (31.8mm)	0.88" (22.4mm)
2607	1.25" (31.8mm)	1.08" (27.4mm)	0.88" (22.4mm)
2609	1.09" (27.7mm)	0.44" (11.2mm)	0.78" (19.8mm)



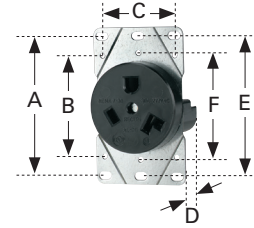
GFCIs & AFCIs

Family	A	B	C	D	E
GFCIs/AFCIs	1.30" (33.0mm)	3.81" (96.8mm)	3.28" (83.3mm)	2.67" (67.8mm)	1.20" (30.5mm)




Power devices, flush receptacles

Catalog Nos.	A	B	C	D (depth)	E	F (face dia.)
30 & 1200 Series	3.28" (83.3mm)	2.38" (60.5mm)	1.81" (46.0mm)	1.42" (36.1mm)	2.50" (63.5mm)	2.10" (53.5mm)



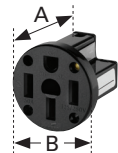
Power devices, surface receptacles

Catalog Nos.	A	B	C
100 & 1200 Series	2.10" (53.3mm)	4.75" (120.7mm)	2.50" (63.5mm)




Power devices, panel mount receptacles

Catalog Nos.	A	B
58, 60	2.80" (71.1mm)	2.80" (71.1mm)
U1263	1.69" (42.9mm)	2.09" (53.1mm)

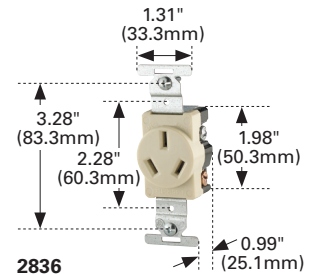


Power devices, angled plugs

Cat. Nos.	A	B	C	Cord Diameter
S80 & 83	2.92" (74.2mm)	1.03" (26.2mm)	2.80" (71.1mm)	S80: 0.80" (20.3mm) max. 83: 0.64" (16.3mm) max.
S41 & S42 S20 & S21	3.37" (85.6mm)	1.38" (35.1mm)	2.87" (72.9mm)	S41 & S42: 1.10" (27.9mm) S20 & S21: 1.13" (28.7mm)

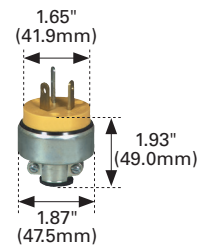


Miscellaneous Power Devices



Heavy duty grade connectors

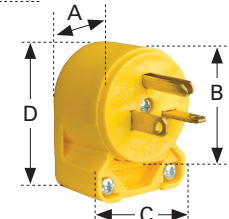


Family	A	B	C	Cord Dia.
Quick grip	1.40" (35.6mm)	2.57" (65.4mm)	1.65" (42.0mm)	0.22-0.66" (5.6-16.8mm)
Armored vinyl	1.35" (34.3mm)	2.60" (66.0mm)	1.50" (38.1mm)	0.25-0.63" (6.4-15.9mm)
Vinyl	1.35" (34.3mm)	2.61" (66.3mm)	1.54" (39.1mm)	0.25-0.66" (6.4-16.6mm)
Rubber	1.36" (34.5mm)	2.90" (73.7mm)	1.54" (39.1mm)	0.25-0.60" (6.4-15.2mm)



805V


Power devices, angled plugs

Family	A	B	C	D	Cord Diameter
Quick grip	1.40" (35.6mm)	1.95" (49.7mm)	1.68" (42.6mm)	—	0.22-0.66" (5.6-16.8mm)
Armored vinyl	1.65" (41.9mm)	1.93" (49.0mm)	1.87" (47.4mm)	—	0.25-0.63" (6.4-15.9mm)
Vinyl	1.65" (41.9mm)	1.54" (39.1mm)	—	—	0.25-0.66" (6.4-16.8mm)
Angled vinyl	1.25" (31.8mm)	1.42" (36.1mm)	1.50" (38.1mm)	1.95" (49.5mm)	0.25-0.66" (6.4-16.8mm)
Rubber	1.54" (39.1mm)	2.00" (50.8mm)	—	—	0.25-0.60" (6.4-15.2mm)



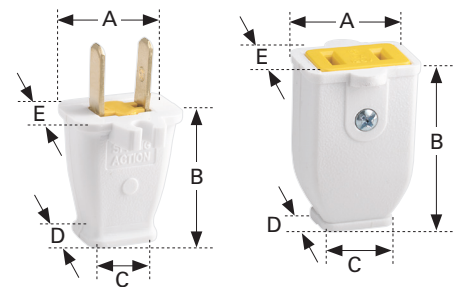
Standard rubber plugs & connectors

Family	A	B	C	D	Cord Dia.
Plug	1.17" (29.7mm)	1.25" (31.8mm)	0.71" (18.0mm)	0.73" (18.5mm)	0.33" (8.4mm)
Angled plug	1.17" (29.7mm)	1.15" (29.2mm)	0.73" (18.5mm)	—	0.33" (8.4mm)
Connector	1.18" (30.0mm)	2.00" (50.8mm)	0.71" (18.0mm)	—	0.33" (8.4mm)



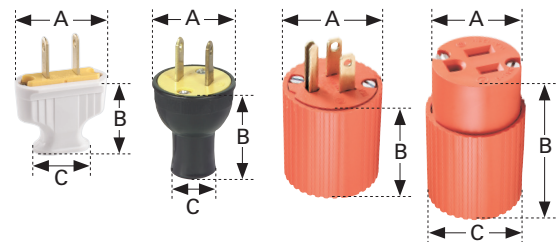
Spring action plugs & connectors

Family	A	B	C	D	E	Cord Dia.
2P, 2W plug	1.16" (29.5mm)	1.37" (34.8mm)	0.75" (19.1mm)	0.62" (15.7mm)	0.75" (19.1mm)	0.33" (8.4mm)
2P, 2W connector	1.17" (29.7mm)	1.78" (45.2mm)	0.75" (19.1mm)	0.62" (15.7mm)	0.75" (19.1mm)	0.33" (8.4mm)
2P, 3W plug	1.08" (27.4mm)	1.56" (39.6mm)	0.70" (17.8mm)	0.70" (17.8mm)	1.22" (31.0mm)	0.32" (8.1mm)
2P, 3W connector	1.08" (27.4mm)	2.25" (57.2mm)	0.70" (17.8mm)	0.70" (17.8mm)	1.22" (31.0mm)	0.32" (8.1mm)



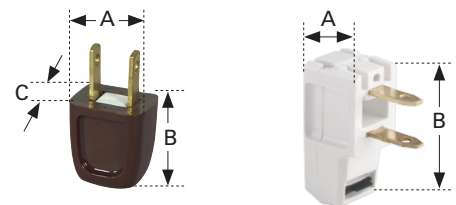
Standard thermoplastic plugs & connectors

Family	A	B	C	Cord Dia.
Flat plugs	1.48" (37.6mm)	1.19" (30.2mm)	0.92" (23.4mm)	0.31" (7.9mm)
Round plugs	1.28" (32.5mm)	1.50" (38.1mm)	0.75" (19.1mm)	0.41" (10.3mm)
Cylindrical plugs	1.54" (39.1mm)	1.72" (43.7mm)	—	0.67" (17.0mm)
Cylindrical connectors	1.37" (34.8mm)	2.60" (66.0mm)	1.54" (39.1mm)	0.67" (17.0mm)



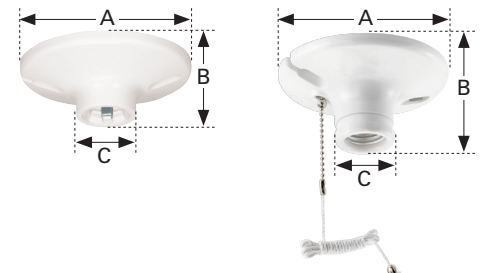
Academy series plugs

Family	A	B	C	D	E	Cord Dia.
Easy install plug	1.16" (29.5mm)	1.37" (34.8mm)	0.75" (19.1mm)	0.62" (15.7mm)	0.75" (19.1mm)	0.33" (8.4mm)
Super plug	1.17" (29.7mm)	1.78" (45.2mm)	0.75" (19.1mm)	0.62" (15.7mm)	0.75" (19.1mm)	0.33" (8.4mm)



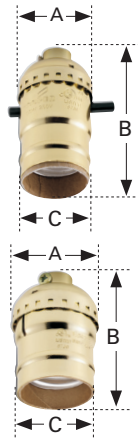
Ceiling mount lampholders

Family	A	B	C
Porcelain one piece	4.50" (114.3mm)	1.50" (38.1mm)	1.70" (43.2mm)
Porcelain two piece	4.50" (114.3mm)	2.14" (54.4mm)	1.63" (41.4mm)
Plastic one piece	4.56" (115.8mm)	1.52" (38.6mm)	1.59" (40.4mm)
Plastic two piece	4.63" (117.6mm)	2.16" (54.9mm)	1.63" (41.4mm)



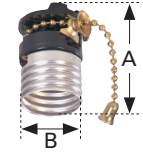
Metal shell lampholders

Family	A	B	C
Turn Knob, Pull Chain, Push Through	1.40" (35.6mm)	2.35" (59.7mm)	1.25" (31.8mm)
Keyless	1.40" (35.6mm)	2.00" (50.8mm)	1.25" (31.8mm)



Metal shell lampholders interiors

Catalog no.	A	B
962	1.87" (47.5mm)	1.09" (27.7mm)
3925	1.78" (45.2mm)	1.09" (27.7mm)
2982	1.71" (43.4mm)	1.09" (27.7mm)
942	1.74" (44.2mm)	1.09" (27.7mm)



Fixture sockets

Catalog no.	A	B	C
968	1.35" (34.3mm)	0.40" (10.2mm)	1.85" (47.0mm)
969	1.38" (35.1mm)	0.44" (11.2mm)	1.90" (48.3mm)



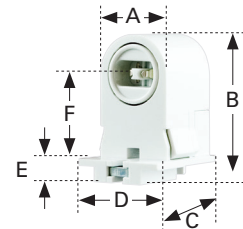
Pigtail lampholders

Catalog no.	A	B	C	D
722	1.60" (40.6mm)	—	1.47" (37.3mm)	1.32" (33.5mm)
124	1.63" (41.4mm)	1.36" (34.5mm)	1.75" (44.5mm)	1.50" (38.1mm)
145	1.63" (41.4mm)	1.36" (34.5mm)	1.75" (44.5mm)	1.50" (38.1mm)




Fluorescent lampholders, recessed double contact

Catalog no.	A	B	C	D	E	F
2500W	1.12" (28.4mm)	2.31" (58.7mm)	1.81" (46.0mm)	1.44" (36.6mm)	0.59" (15.0mm)	1.17" (29.7mm)
2501W	1.12" (28.4mm)	2.31" (58.7mm)	1.81" (46.0mm)	1.44" (36.6mm)	0.59" (15.0mm)	1.17" (29.7mm)



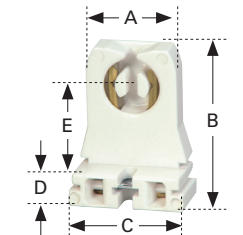
Fluorescent lampholders, slimline

Catalog no.	A	B	C	D	E	F
2503W	1.12" (28.4mm)	2.33" (59.2mm)	1.66" (42.2mm)	1.45" (36.8mm)	0.59" (15.0mm)	1.17" (29.7mm)
2504W	1.12" (28.4mm)	2.33" (59.2mm)	1.66" (42.2mm)	1.45" (36.8mm)	0.59" (15.0mm)	1.17" (29.7mm)
2506W	1.13" (28.7mm)	1.73" (43.9mm)	1.48" (37.6mm)	1.31" (33.2mm)	0.32" (8.1mm)	1.30" (33.0mm)
2507W	1.13" (28.7mm)	1.73" (43.9mm)	1.50" (38.1mm)	1.31" (33.2mm)	0.32" (8.1mm)	1.30" (33.0mm)




Fluorescent lampholders, medium bi-pin

Catalog no.	A	B	C	D	E
924W	1.00" (25.4mm)	2.37" (60.2mm)	1.44" (36.6mm)	0.62" (15.7mm)	1.18" (30.0mm)
2509W	1.00" (25.4mm)	2.03" (51.6mm)	1.35" (34.3mm)	0.37" (9.4mm)	1.17" (29.7mm)
2510W	1.00" (25.4mm)	1.67" (42.2mm)	1.25" (31.8mm)	0.38" (9.7mm)	0.88" (22.4mm)



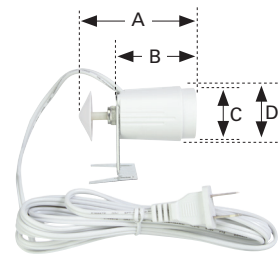
Outdoor floodlight lampholder

Catalog no.	A	B	C	D	E	F
S591	2.75" (69.9mm)	2.75" (69.9mm)	2.25" (57.2mm)	4.02" (102.1mm)	4.50" (114.3mm)	1.00" (25.4mm)



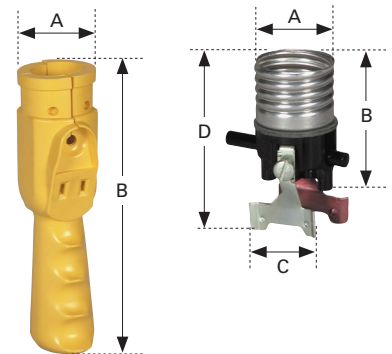
Closet light lampholder

Catalog no.	A	B	C	D
C386	2.87" (72.9mm)	2.03" (50.8mm)	1.30" (33.0mm)	1.42" (36.1mm)



Trouble lampholder accessories

Catalog no.	A	B	C	D
1071	1.69" (42.9mm)	6.50" (165.1mm)	—	—
944	1.09" (27.7mm)	1.72" (43.7mm)	1.05" (26.7mm)	2.37" (60.2mm)



Lamp reflectors & guards

Catalog no.	A	B	C
1467	6.25" (158.8mm)	8.00" (203.2mm)	4.34" (110.2mm)
467	6.25" (158.8mm)	8.25" (209.6mm)	3.66" (93.0mm)
469B	5.63" (143.0mm)	1.50" (38.1mm)	3.87" (98.3mm)
1465Y	6.50" (165.1mm)	2.03" (51.6mm)	5.18" (131.6mm)

