














HOLE SAW SELECTION GUIDE

	WOOD	NAIL-EMBEDDED WOOD	NON-FERROUS METAL	PLASTICS & COMPOSITES	METAL	STAINLESS STEEL	DRYWALL / PLASTER	CAST IRON	CEMENT BOARD	ABRASIVES	TILE & GRANITE
											
BEST	CARBIDE TIPPED		CARBIDE GRIT	CARBIDE TIPPED			LENOX® <i>DIAMOND™</i>				
BETTER	BI-METAL		BI-METAL				CARBIDE TIPPED	CARBIDE GRIT			
GOOD	CARBIDE GRIT	—	CARBIDE GRIT	CARBIDE TIPPED	CARBIDE GRIT		CARBIDE GRIT	BI-METAL	—	CARBIDE TIPPED	

NEW

SPEED SLOT® HOLE SAWS WITH T3 TECHNOLOGY™

50% Longer Life. 2X More Durable.*

IMPROVED METAL CUTTING PERFORMANCE

Increased wall thickness improves durability and minimizes tooth loss
Optimized tooth design penetrates metal with ease

FAST, EFFICIENT CUTTING IN WOOD

Larger, sharper teeth remove more wood for fast cutting

EASY PLUG REMOVAL

SPEED SLOT staircase design for fast, easy plug ejection

*vs. Prior LENOX Generation



SPEED SLOT® staircase for fast, easy plug removal

Advanced tooth design increases cutting life



10% Thicker Wall adds strength and durability



STANDARD ARBORS & ACCESSORIES

Arbors & Accessories for All Your Drilling Needs

ADDED DURABILITY

Hardened carbon steel for strength

STARTS ON CONTACT

Split point pilot drill for faster penetration and less walking



LENOX 6L Standard Arbor with quick change feature (1779805)

PROD NO	DESC	FITS HOLE SAWS	SIZES		SHANK TYPE	SHANK SIZE		PRIMARY FEATURE
			IN	MM		IN	MM	
1779774	1L	9L-19L	9/16-1-3/16	14.3-30.2	Hollow Hex	1/2 & larger	12.7 & larger	Adjustable pilot bit
1779801	2L	20L-96L	1-1/4-6	31.8-152.4	Solid Hex	1/2 & larger	12.7 & larger	Use for enlarging holes
1779802	3L	20L-96L	1-1/4-6	31.8-152.4	Solid Hex	1/2 & larger	12.7 & larger	Solid shank
1779803	4L	9L-19L	9/16-1-3/16	14.3-30.2	3 Sided	1/4 & larger	6.4 & larger	Adjustable pilot bit, 3 flats on shank
1779804	5L	9L-19L	9/16-1-3/16	14.3-30.2	Hex	3/8 & larger	9.5 & larger	Use for 9A-19A arbored hole saws
1779805	6L	20L-96L	1-1/4-6	31.8-152.4	Hex	3/8 & larger	9.5 & larger	Quick change arbor
1779806	7L	24L-96L	1-1/2-6	31.8-152.4	Hex	3/8 & larger	9.5 & larger	Plug ejection feature

PROD NO	DESCRIPTION	CHUCK SIZE		FITS ARBOR	
		IN	MM	SNAP BACK	SOLID HEX
1779771	4-1/4" Pilot Drill (1 pack)	1/4	6.4	—	1L, 4L
1779841	4-1/4" Pilot Drill (25 pack)	1/4	6.4	—	1L, 4L
1779810	3-1/4" Pilot Drill (1 pack)	1/4	6.4	2L, 5L, 6L	2L, 3L, 5L, 6L, 7L
1864904	3-1/4" Pilot Drill (25 pack)	1/4	6.4	2L, 5L, 6L	2L, 3L, 5L, 6L, 7L
30297123CT	Carbide Tipped Pilot Drill (1 pack)	1/4	6.4	—	1L, 4L
3029865CTPD	Carbide Tipped Pilot Drill (1 pack)	1/4	6.4	2L, 5L, 6L	2L, 3L, 5L, 6L, 7L
30857AA1	Standard Arbor Adaptor (1 pack)	—	—	5L	1L, 4L, 5L
3084818X	18" Extension (1 pack)	1/2 & larger	12.7 & larger	2L	1L, 2L, 3L
3084712X	12" Extension (1 pack)	1/2 & larger	12.7 & larger	2L	1L, 2L, 3L
3084310X*	10" Extension (1 pack)	3/8 & larger	9.5 & larger	5L, 6L	5L, 6L, 7L
3084655X	5-1/2" Extension (1 pack)	1/2 & larger	12.7 & larger	2L	1L, 2L, 3L
2910114	1/4" x 1/4" Set Screw	—	—	2L, 5L, 6L	2L, 3L, 5L, 6L, 7L
29102516	5/16" x 5/16" Set Screw	—	—	—	1L, 4L, Extension
3087935PD	1/4" Split point stubby pilot bit	—	—	—	—
308803CHCAS	Plug ejection springs	—	—	—	—












* Fits arbored hole saws

ACCESSORIES





HOLE SAW SELECTION GUIDE

	WOOD	NAIL-EMBEDDED WOOD	NON-FERROUS METAL	PLASTICS & COMPOSITES	METAL	STAINLESS STEEL	DRYWALL / PLASTER	CAST IRON	CEMENT BOARD	ABRASIVES	TILE & GRANITE
											
BEST	CARBIDE TIPPED		CARBIDE GRIT	CARBIDE TIPPED			LENOX® <i>DIAMOND</i> ™				
BETTER	BI-METAL		BI-METAL				CARBIDE TIPPED	CARBIDE GRIT			
GOOD	CARBIDE GRIT	—	CARBIDE GRIT	CARBIDE TIPPED	CARBIDE GRIT			CARBIDE GRIT	BI-METAL	—	CARBIDE TIPPED

NEW

SPEED SLOT® HOLE SAWS WITH T3 TECHNOLOGY™

50% Longer Life. 2X More Durable.*

IMPROVED METAL CUTTING PERFORMANCE

Increased wall thickness improves durability and minimizes tooth loss
Optimized tooth design penetrates metal with ease

FAST, EFFICIENT CUTTING IN WOOD

Larger, sharper teeth remove more wood for fast cutting

EASY PLUG REMOVAL

SPEED SLOT staircase design for fast, easy plug ejection

*vs. Prior LENOX Generation



SPEED SLOT® staircase for fast, easy plug removal

Advanced tooth design increases cutting life



10% Thicker Wall adds strength and durability



STANDARD ARBORS & ACCESSORIES

Arbors & Accessories for All Your Drilling Needs

ADDED DURABILITY

Hardened carbon steel for strength

STARTS ON CONTACT

Split point pilot drill for faster penetration and less walking



LENOX 6L Standard Arbor with quick change feature (1779805)

PROD NO	DESC	FITS HOLE SAWS	SIZES		SHANK TYPE	SHANK SIZE		PRIMARY FEATURE
			IN	MM		IN	MM	
1779774	1L	9L-19L	9/16-1-3/16	14.3-30.2	Hollow Hex	1/2 & larger	12.7 & larger	Adjustable pilot bit
1779801	2L	20L-96L	1-1/4-6	31.8-152.4	Solid Hex	1/2 & larger	12.7 & larger	Use for enlarging holes
1779802	3L	20L-96L	1-1/4-6	31.8-152.4	Solid Hex	1/2 & larger	12.7 & larger	Solid shank
1779803	4L	9L-19L	9/16-1-3/16	14.3-30.2	3 Sided	1/4 & larger	6.4 & larger	Adjustable pilot bit, 3 flats on shank
1779804	5L	9L-19L	9/16-1-3/16	14.3-30.2	Hex	3/8 & larger	9.5 & larger	Use for 9A-19A arbored hole saws
1779805	6L	20L-96L	1-1/4-6	31.8-152.4	Hex	3/8 & larger	9.5 & larger	Quick change arbor
1779806	7L	24L-96L	1-1/2-6	31.8-152.4	Hex	3/8 & larger	9.5 & larger	Plug ejection feature

PROD NO	DESCRIPTION	CHUCK SIZE		FITS ARBOR	
		IN	MM	SNAP BACK	SOLID HEX
1779771	4-1/4" Pilot Drill (1 pack)	1/4	6.4	—	1L, 4L
1779841	4-1/4" Pilot Drill (25 pack)	1/4	6.4	—	1L, 4L
1779810	3-1/4" Pilot Drill (1 pack)	1/4	6.4	2L, 5L, 6L	2L, 3L, 5L, 6L, 7L
1864904	3-1/4" Pilot Drill (25 pack)	1/4	6.4	2L, 5L, 6L	2L, 3L, 5L, 6L, 7L
30297123CT	Carbide Tipped Pilot Drill (1 pack)	1/4	6.4	—	1L, 4L
3029865CTPD	Carbide Tipped Pilot Drill (1 pack)	1/4	6.4	2L, 5L, 6L	2L, 3L, 5L, 6L, 7L
30857AA1	Standard Arbor Adaptor (1 pack)	—	—	5L	1L, 4L, 5L
3084818X	18" Extension (1 pack)	1/2 & larger	12.7 & larger	2L	1L, 2L, 3L
3084712X	12" Extension (1 pack)	1/2 & larger	12.7 & larger	2L	1L, 2L, 3L
3084310X*	10" Extension (1 pack)	3/8 & larger	9.5 & larger	5L, 6L	5L, 6L, 7L
3084655X	5-1/2" Extension (1 pack)	1/2 & larger	12.7 & larger	2L	1L, 2L, 3L
2910114	1/4" x 1/4" Set Screw	—	—	2L, 5L, 6L	2L, 3L, 5L, 6L, 7L
29102516	5/16" x 5/16" Set Screw	—	—	—	1L, 4L, Extension
3087935PD	1/4" Split point stubby pilot bit	—	—	—	—
308803CHCAS	Plug ejection springs	—	—	—	—

* Fits arbored hole saws

ACCESSORIES

