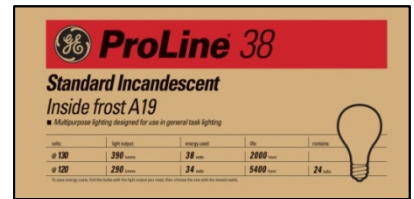


GE ProLine® Incandescent Lamps

Value Priced Lighting Products from a Trusted Source



An exciting line of our most frequently used SKUs specially packed for:

- Small Business Owners
- Contractors
- Building Management Personnel (Apartments / Motels / Malls)

Retailer Benefits:

- Multi-Pack is scannable
- Trilingual packaging educates users in applications
- Complements GE Brand Value Sell
- One source for all your lighting needs

User Benefits:

- Bulbs are individually sleeved - Eliminates breakage, no loose bulbs
- Quick / Easy / Convenient Shopping
- 130, 120 and 12 Volt Offerings

GE ProLine® Incandescent Lamps

Product Code	Description	Volts	Watts	Life	Initial Lumens	Pack Size	Base
Incandescent A15							
97861	40A15CL/PRO-130V	130	40	1500	300	24	Medium
		Ratings @ 120	36	4000	215		
Incandescent A19							
72015	38A/IF-PROLINE	130	38	2000	390	24	Medium
		Ratings @ 120	34	5400	290		
72016	57A/IF-PROLINE	130	57	1200		24	Medium
		Ratings @ 120	50	3200	570		
72017	71A/IF-PROLINE	130	71	1000	1040	24	Medium
		Ratings @ 120	63	2600	780		
72019	38A/CL-PROLINE	130	38	1500	435	24	Medium
		Ratings @ 120	34	4000	310		
72021	57A/CL-PROLINE	130	57	1200	770	24	Medium
		Ratings @ 120	50	3200	575		
72022	71A/CL-PROLINE	130	71	1000	1050	24	Medium
		Ratings @ 120	63	2600	785		
97485	60A/Y-PRO-24Pk Bug Light	120	60	1500	550	24	Medium
Incandescent G25							
24656	25G25/CL PROLINE	130	25	1500	190	6	Medium
		Ratings @ 120	22	3900	140		
24657	25G25/W PROLINE	130	25	1500	170	6	Medium
		Ratings @ 120	22	3900	130		
24658	40G25/CL PROLINE	130	40	1500	370	6	Medium
		Ratings @ 120	35	3900	280		
24660	40G25/W PROLINE	130	40	1500	340	6	Medium
		Ratings @ 120	35	3900	260		
24662	60G25/CL PROLINE	130	60	1500	670	6	Medium
		Ratings @ 120	53	3900	505		
24664	60G25/W PROLINE	130	60	1500	620	6	Medium
		Ratings @ 120	53	3900	470		
Incandescent BC/CAC							
24778	40BC/CL/PRO-12PK	130	40	1500	370	12	Cand Screw
24779	60BC/CL/PRO-12PK	130	60	1500	650	12	Cand Screw
24782	40CAC/PRO-12PK	130	40	1500	370	12	Cand Screw
Incandescent T6							
24992	25T6.5/CL/PRO	130	25	1000	200	24	Intermediate
24993	15T6/CL/PRO	145	15	2000	100	24	Cand Screw
Incandescent Reflector							
73030	45R20/130V-PRO	130	45	2000	300	6	Medium
		Ratings @ 120	40	4000	230		
24705	65BR30/PROLINE	130	65	2000	470	6	Medium
		Ratings @ 120	58	5200	360		
24998	65BR40/FL/PRO	130	65	2000	475	6	Medium
		Ratings @ 120	57	4000	360		
24986	250R40/1/PRO Heat Lamp	120	220	14000	--	12	Medium
73027	45R20/YR-PRO	120	45	1500	350	6	Medium
75211	65BR30FL/YR-PRO	120	65	1500	640	6	Medium
75212	65BR40FL/YR-PRO	120	65	1500	635	6	Medium

These highlighted products will be delisted on 1/1/14 as a result of legislation.

These highlighted products were delisted on 1/1/13 as a result of legislation.

Information provided is subject to change without notice. Please verify all details with GE. All values are design or typical values when measured under laboratory conditions, and GE makes no warranty or guarantee, express or implied, that such performance will be obtained under end-use conditions.



imagination at work

For additional product and application information, please consult GE's Website: www.gelighting.com

GE ProLine® PAR Halogen Lamps



Product Code	Description	Volts	Watts	Life	Initial Lumens	Pack Size	Base
Halogen PAR20							
90607	50PAR20/SP10/PRO	130	50	2000	540	6	Medium
90608	50PAR20/FL25/PRO	Rating @ 120	44	4000	410	6	Medium
		130	50	2000	540	6	Medium
75213	50PAR20/FL25/PRO/120	Rating @ 120	44	4000	410	6	Medium
62231	75PARHIR+XL/8K/FL25T	120	50	1500	550	6	Medium
		120	50	1500	550	6	Medium
Halogen PAR30							
90609	50PAR30/SP10/PRO	130	50	2000	540	6	Medium
		Rating @ 120	44	4000	410	6	Medium
90610	50PAR20/FL25/PRO	130	50	2000	540	6	Medium
		Rating @ 120	44	4000	410	6	Medium
75219	75PAR30LN/FL25/PRO/120	120	75	1500	960	6	Medium
75220	75PAR30LN/SP10/PRO/120	120	75	1500	960	6	Medium
Halogen PAR30 Long Neck							
86910	75PAR30LN/SP10/PRO	130	75	2000	940	6	Medium
		Rating @ 120	66	4000	714	6	Medium
86911	75PAR30LN/FL25/PRO	130	75	2000	940	6	Medium
		Rating @ 120	66	4000	714	6	Medium
75214	75PAR30LN/FL25/PRO/120	120	75	1500	940	6	Medium
75218	75PAR30LN/SP10/PRO/120	120	75	1500	940	6	Medium
Halogen PAR38							
75732	50PAR/H/FL25/PRO/120	120	50	1500	525	6	R7S
75733	75PAR/H/FL25/PRO/120	120	75	1500	940	6	R7S
75215	90PAR/H/FL25/PRO/120	120	90	1500	1260	6	R7S
75216	120PAR/H/FL25/PRO/120	120	120	1500	1740	6	R7S
81588	75PAR/H/FL25/PRO	130	75	2500	1050	6	Medium
		Rating @ 120	66	5000	800	6	Medium
81589	90PAR/H/FL25/PRO	130	90	2500	1310	6	Medium
		Rating @ 120	79	5000	1000	6	Medium
24865	100PAR/H/FL25/PRO	130	100	2000	1500	6	Medium
		Rating @ 120	88	4000	1150	6	Medium

These highlighted products were delisted on 7/14/12 as a result of legislation.


Information provided is subject to change without notice. Please verify all details with GE. All values are design or typical values when measured under laboratory conditions, and GE makes no warranty or guarantee, express or implied, that such performance will be obtained under end-use conditions.



imagination at work

For additional product and application information, please consult GE's Website: www.gelighting.com

GE ProLine® Halogen Lamps



Product Code	Description	Volts	Watts	Life	Initial Lumens	Pack Size	Base
Halogen T4							
24881	Q100CL/MC/PROLINE	120	100	2000	1600	6	Mini-can
Halogen SEQ							
24924	Q10T3/12V/CL/PRO	12	10	2000	140	6	2 pin G4
24925	Q20T3/12V/CL/PRO	12	20	2000	350	6	2 pin G4
24926	Q50T3/12V/CL/PRO	12	50	2000	850	6	2 pin GY6.35
Halogen DEQ							
24927	Q100T3CL/PRO-6PK	120	100	1500	1650	6	R7S
24928	Q300T2.5/CL/PRO	120	300	2000	5950	6	R7S
24929	Q300T3CL/PRO-6PK	130	300	2000	5760	6	R7S
24930	Q500T2.5/CL/PRO	120	500	2000	10550	6	R7S
24931	Q500T3CL/PRO-6PK	130	500	2000	10300	6	R7S
24932	Q1500T3CL/PRO-6PK	240	1500	2000	35800	6	R7S
Halogen MR16 with Cover Glass							
85991	Q20MR16/FL/PRO/CG	12	20	2000		10	GU5.3
85992	Q20MR16/SP/PRO/CG	12	20	2000		10	GU5.3
85993	Q50MR16/FL/PRO/CG	12	50	2000		10	GU5.3
85994	Q50MR16/SP/PRO/CG	12	50	2000		10	GU5.3
Halogen MR16 with Cover Glass							
75635	Q20MR16FL/PRO-25	12	20	2500		10	GU5.3
75636	Q20MR16SP/PRO-25	12	20	2500		10	GU5.3
75637	Q50MR16FL/PRO-25	12	50	2500		10	GU5.3
75638	Q50MR16SP/PRO-25	12	50	2500		10	GU5.3
Halogen MR16 Open							
75734	Q20MR16FLNCG-PRO	12	20	2000		10	GX5.3
75738	Q50MR16FLNCG-PRO	12	50	2000		10	GX5.3
75741	Q50MR16SPNCG-PRO	12	50	2000		10	GX5.3

GE ProLine® Linear Fluorescent T5/T8

Product Code	Description	Shape	Base	Watts	Nominal Length (In)	Case Quantity	Rated Life (3 Hour/Start)	Initial Lumens	Color Temp. K
Linear Fluorescent - T8									
63542	F32T8/730/PRO/EC	T8	Medium Bipin (G13)	32	48.0	36	20000	2450	3000
63543	F32T8/735/PRO/EC	T8	Medium Bipin (G13)	32	48.0	36	20000	2450	3500
63544	F32T8/741/PRO/EC	T8	Medium Bipin (G13)	32	48.0	36	20000	2450	4100
63545	F32T8/750/PRO/EC	T8	Medium Bipin (G13)	32	48.0	36	20000	2450	5000
63546	F32T8/830/PRO/EC	T8	Medium Bipin (G13)	32	48.0	36	20000	2925	3000
63547	F32T8/835/PRO/EC	T8	Medium Bipin (G13)	32	48.0	36	20000	2925	3500
63548	F32T8/841/PRO/EC	T8	Medium Bipin (G13)	32	48.0	36	20000	2925	4100
63549	F32T8/850/PRO/EC	T8	Medium Bipin (G13)	32	48.0	36	20000	2900	5000
Linear Fluorescent - T5									
61360	F54T5/835ECO/PRO	T5	Miniature Bipin (G5)	54	45.2	40	17000	5000	3500
61361	F54T5/841ECO/PRO	T5	Miniature Bipin (G5)	54	45.2	40	17000	5000	4100
61362	F54T5/850ECO/PRO	T5	Miniature Bipin (G5)	54	45.2	40	17000	5000	5000

Information provided is subject to change without notice. Please verify all details with GE. All values are design or typical values when measured under laboratory conditions, and GE makes no warranty or guarantee, express or implied, that such performance will be obtained under end-use conditions.

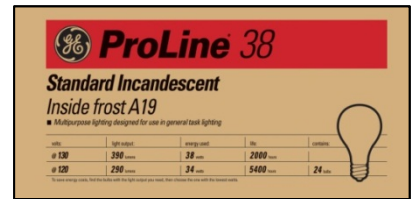


imagination at work

For additional product and application information, please consult GE's Website: www.gelighting.com

GE ProLine® Incandescent Lamps

Value Priced Lighting Products from a Trusted Source



An exciting line of our most frequently used SKUs specially packed for:

- Small Business Owners
- Contractors
- Building Management Personnel (Apartments / Motels / Malls)

Retailer Benefits:

- Multi-Pack is scannable
- Trilingual packaging educates users in applications
- Complements GE Brand Value Sell
- One source for all your lighting needs

User Benefits:

- Bulbs are individually sleeved - Eliminates breakage, no loose bulbs
- Quick / Easy / Convenient Shopping
- 130, 120 and 12 Volt Offerings

GE ProLine® Incandescent Lamps

Product Code	Description	Volts	Watts	Life	Initial Lumens	Pack Size	Base
Incandescent A15							
97861	40A15CL/PRO-130V	130	40	1500	300	24	Medium
		Ratings @ 120	36	4000	215		
Incandescent A19							
72015	38A/IF-PROLINE	130	38	2000	390	24	Medium
		Ratings @ 120	34	5400	290		
72016	57A/IF-PROLINE	130	57	1200		24	Medium
		Ratings @ 120	50	3200	570		
72017	71A/IF-PROLINE	130	71	1000	1040	24	Medium
		Ratings @ 120	63	2600	780		
72019	38A/CL-PROLINE	130	38	1500	435	24	Medium
		Ratings @ 120	34	4000	310		
72021	57A/CL-PROLINE	130	57	1200	770	24	Medium
		Ratings @ 120	50	3200	575		
72022	71A/CL-PROLINE	130	71	1000	1050	24	Medium
		Ratings @ 120	63	2600	785		
97485	60A/Y-PRO-24Pk Bug Light	120	60	1500	550	24	Medium
Incandescent G25							
24656	25G25/CL PROLINE	130	25	1500	190	6	Medium
		Ratings @ 120	22	3900	140		
24657	25G25/W PROLINE	130	25	1500	170	6	Medium
		Ratings @ 120	22	3900	130		
24658	40G25/CL PROLINE	130	40	1500	370	6	Medium
		Ratings @ 120	35	3900	280		
24660	40G25/W PROLINE	130	40	1500	340	6	Medium
		Ratings @ 120	35	3900	260		
24662	60G25/CL PROLINE	130	60	1500	670	6	Medium
		Ratings @ 120	53	3900	505		
24664	60G25/W PROLINE	130	60	1500	620	6	Medium
		Ratings @ 120	53	3900	470		
Incandescent BC/CAC							
24778	40BC/CL/PRO-12PK	130	40	1500	370	12	Cand Screw
24779	60BC/CL/PRO-12PK	130	60	1500	650	12	Cand Screw
24782	40CAC/PRO-12PK	130	40	1500	370	12	Cand Screw
Incandescent T6							
24992	25T6.5/CL/PRO	130	25	1000	200	24	Intermediate
24993	15T6/CL/PRO	145	15	2000	100	24	Cand Screw
Incandescent Reflector							
73030	45R20/130V-PRO	130	45	2000	300	6	Medium
		Ratings @ 120	40	4000	230		
24705	65BR30/PROLINE	130	65	2000	470	6	Medium
		Ratings @ 120	58	5200	360		
24998	65BR40/FL/PRO	130	65	2000	475	6	Medium
		Ratings @ 120	57	4000	360		
24986	250R40/1/PRO Heat Lamp	120	220	14000	--	12	Medium
73027	45R20/YR-PRO	120	45	1500	350	6	Medium
75211	65BR30FL/YR-PRO	120	65	1500	640	6	Medium
75212	65BR40FL/YR-PRO	120	65	1500	635	6	Medium

These highlighted products will be delisted on 1/1/14 as a result of legislation.

These highlighted products were delisted on 1/1/13 as a result of legislation.

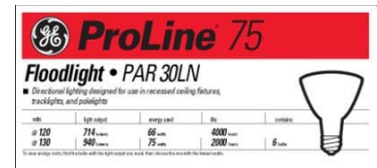
Information provided is subject to change without notice. Please verify all details with GE. All values are design or typical values when measured under laboratory conditions, and GE makes no warranty or guarantee, express or implied, that such performance will be obtained under end-use conditions.



imagination at work

For additional product and application information, please consult GE's Website: www.gelighting.com

GE ProLine® PAR Halogen Lamps



Product Code	Description	Volts	Watts	Life	Initial Lumens	Pack Size	Base
Halogen PAR20							
90607	50PAR20/SP10/PRO	130	50	2000	540	6	Medium
90608	50PAR20/FL25/PRO	Rating @ 120	44	4000	410	6	Medium
		130	50	2000	540	6	Medium
75213	50PAR20/FL25/PRO/120	Rating @ 120	44	4000	410	6	Medium
62231	75PARHIR+XL/8K/FL25T	120	50	1500	550	6	Medium
		120	50	1500	550	6	Medium
Halogen PAR30							
90609	50PAR30/SP10/PRO	130	50	2000	540	6	Medium
		Rating @ 120	44	4000	410	6	Medium
90610	50PAR20/FL25/PRO	130	50	2000	540	6	Medium
		Rating @ 120	44	4000	410	6	Medium
75219	75PAR30LN/FL25/PRO/120	120	75	1500	960	6	Medium
75220	75PAR30LN/SP10/PRO/120	120	75	1500	960	6	Medium
Halogen PAR30 Long Neck							
86910	75PAR30LN/SP10/PRO	130	75	2000	940	6	Medium
		Rating @ 120	66	4000	714	6	Medium
86911	75PAR30LN/FL25/PRO	130	75	2000	940	6	Medium
		Rating @ 120	66	4000	714	6	Medium
75214	75PAR30LN/FL25/PRO/120	120	75	1500	940	6	Medium
75218	75PAR30LN/SP10/PRO/120	120	75	1500	940	6	Medium
Halogen PAR38							
75732	50PAR/H/FL25/PRO/120	120	50	1500	525	6	R7S
75733	75PAR/H/FL25/PRO/120	120	75	1500	940	6	R7S
75215	90PAR/H/FL25/PRO/120	120	90	1500	1260	6	R7S
75216	120PAR/H/FL25/PRO/120	120	120	1500	1740	6	R7S
81588	75PAR/H/FL25/PRO	130	75	2500	1050	6	Medium
		Rating @ 120	66	5000	800	6	Medium
81589	90PAR/H/FL25/PRO	130	90	2500	1310	6	Medium
		Rating @ 120	79	5000	1000	6	Medium
24865	100PAR/H/FL25/PRO	130	100	2000	1500	6	Medium
		Rating @ 120	88	4000	1150	6	Medium

These highlighted products were delisted on 7/14/12 as a result of legislation.


Information provided is subject to change without notice. Please verify all details with GE. All values are design or typical values when measured under laboratory conditions, and GE makes no warranty or guarantee, express or implied, that such performance will be obtained under end-use conditions.



imagination at work

For additional product and application information, please consult GE's Website: www.gelighting.com

GE ProLine® Halogen Lamps



Product Code	Description	Volts	Watts	Life	Initial Lumens	Pack Size	Base
Halogen T4							
24881	Q100CL/MC/PROLINE	120	100	2000	1600	6	Mini-can
Halogen SEQ							
24924	Q10T3/12V/CL/PRO	12	10	2000	140	6	2 pin G4
24925	Q20T3/12V/CL/PRO	12	20	2000	350	6	2 pin G4
24926	Q50T3/12V/CL/PRO	12	50	2000	850	6	2 pin GY6.35
Halogen DEQ							
24927	Q100T3CL/PRO-6PK	120	100	1500	1650	6	R7S
24928	Q300T2.5/CL/PRO	120	300	2000	5950	6	R7S
24929	Q300T3CL/PRO-6PK	130	300	2000	5760	6	R7S
24930	Q500T2.5/CL/PRO	120	500	2000	10550	6	R7S
24931	Q500T3CL/PRO-6PK	130	500	2000	10300	6	R7S
24932	Q1500T3CL/PRO-6PK	240	1500	2000	35800	6	R7S
Halogen MR16 with Cover Glass							
85991	Q20MR16/FL/PRO/CG	12	20	2000		10	GU5.3
85992	Q20MR16/SP/PRO/CG	12	20	2000		10	GU5.3
85993	Q50MR16/FL/PRO/CG	12	50	2000		10	GU5.3
85994	Q50MR16/SP/PRO/CG	12	50	2000		10	GU5.3
Halogen MR16 with Cover Glass							
75635	Q20MR16FL/PRO-25	12	20	2500		10	GU5.3
75636	Q20MR16SP/PRO-25	12	20	2500		10	GU5.3
75637	Q50MR16FL/PRO-25	12	50	2500		10	GU5.3
75638	Q50MR16SP/PRO-25	12	50	2500		10	GU5.3
Halogen MR16 Open							
75734	Q20MR16FLNCG-PRO	12	20	2000		10	GX5.3
75738	Q50MR16FLNCG-PRO	12	50	2000		10	GX5.3
75741	Q50MR16SPNCG-PRO	12	50	2000		10	GX5.3

GE ProLine® Linear Fluorescent T5/T8

Product Code	Description	Shape	Base	Watts	Nominal Length (In)	Case Quantity	Rated Life (3 Hour/Start)	Initial Lumens	Color Temp. K
Linear Fluorescent - T8									
63542	F32T8/730/PRO/EC	T8	Medium Bipin (G13)	32	48.0	36	20000	2450	3000
63543	F32T8/735/PRO/EC	T8	Medium Bipin (G13)	32	48.0	36	20000	2450	3500
63544	F32T8/741/PRO/EC	T8	Medium Bipin (G13)	32	48.0	36	20000	2450	4100
63545	F32T8/750/PRO/EC	T8	Medium Bipin (G13)	32	48.0	36	20000	2450	5000
63546	F32T8/830/PRO/EC	T8	Medium Bipin (G13)	32	48.0	36	20000	2925	3000
63547	F32T8/835/PRO/EC	T8	Medium Bipin (G13)	32	48.0	36	20000	2925	3500
63548	F32T8/841/PRO/EC	T8	Medium Bipin (G13)	32	48.0	36	20000	2925	4100
63549	F32T8/850/PRO/EC	T8	Medium Bipin (G13)	32	48.0	36	20000	2900	5000
Linear Fluorescent - T5									
61360	F54T5/835ECO/PRO	T5	Miniature Bipin (G5)	54	45.2	40	17000	5000	3500
61361	F54T5/841ECO/PRO	T5	Miniature Bipin (G5)	54	45.2	40	17000	5000	4100
61362	F54T5/850ECO/PRO	T5	Miniature Bipin (G5)	54	45.2	40	17000	5000	5000

Information provided is subject to change without notice. Please verify all details with GE. All values are design or typical values when measured under laboratory conditions, and GE makes no warranty or guarantee, express or implied, that such performance will be obtained under end-use conditions.



imagination at work

For additional product and application information, please consult GE's Website: www.gelighting.com