



Elbows, sweeps and accessories

P&C duct adapters


Male adapter

	Cat. No.	Size (in.)	Std. Ctn.
	E943F	1	50
	E943H	1½	25
	E943J	2	50
	E943L	3	50
	E943N	4	20
	E943P	5	5
	E943R	6	10


Female adapter

	Cat. No.	Size (in.)	Std. Ctn.
	E942F	1	50
	E942H	1½	25
	E942J	2	30
	E942L	3	25
	E942N	4	15
	E942P	5	8
	E942R	6	6

P&C duct swedge reducer (male x male)


	Cat. No.	Size (in.)	Std. Ctn.
	E252LJ	3 x 2	50
	E252NJS	4 x 2	25
	E252NL	4 x 3	25
	E252PN	5 x 4	20
	E252RNS	6 x 4	6
	E252RP	6 x 5	10

P&C duct cable marker


	Cat. No.	Size (in.)	Std. Ctn.
	E299JM	2 x 42	1
	E299JP	2 x 56	1
	E299JR	2 x 78	1
	E299LF	3 x 36	1
	E299LR	3 x 60	1
	E299NX7	4 x 84	1

P&C duct end bells


End bell

	Cat. No.	Size (in.)	Std. Ctn.
	E997F	1	50
	E997H	1½	30
	E997J	2	40
	E997L	3	50
	E997N	4	30
	E997P	5	15
	E997R	6	10


Molded end bell

	Cat. No.	Size (in.)	Std. Ctn.
	E297J	2	40
	E297L	3	50
	E297N	4	30
	E297P	5	15

Fabricated end bell

	Cat. No.	Size (in.)	Std. Ctn.
	E297JN	2 x 4	25
	E297LR	3 x 6	20
	E297NT	4 x 10	15
	E297PS	5 x 8	10
	E297PT	5 x 10	10
	E297RF	6 x 5	10
	E297RT	6 x 10	6

Long-length end bell P&C duct


	Cat. No.	Size (in.)	Std. Ctn.
	E297RR	6 (6 long)	10

Conduit bodies and fittings


For use with Schedule 40 and 80 conduit




Meter offset

	Cat. No.	Size (in.)	Std. Ctn.	Offset (in.)	A (in.)
	▶ E995G	1 1/4	15	.758	4.230
	▶ E995J	2	8	.684	4.270


Offset

	Cat. No.	Size (in.)	Std. Ctn.	Offset (in.)	Std. Wt. (lbs.)
	▶ E994D	1/2	.250	25	3
	▶ E994E	3/4	.250	25	3
	▶ E994F	1	.500	50	12

End bells


	Cat. No.	Size (in.)	Std. Ctn.	Std. Wt. (lbs.)
	E997F	1	50	2.6
	E997G	1 1/4	35	2.5
	E997H	1 1/2	30	2.5
	E997J	2	40	5.0
	E997K	2 1/2	30	2
	E997L	3	50	10
	E997M	3 1/2	40	11
	E997N	4	30	16
	▶ E997P	5	15	8
	▶ E997R	6	10	7
	▶ E997T	8	3	15

End bells - Schedule 40 fabricated

	Cat. No.	Size (in.)	Std. Ctn.	Std. Wt. (lbs.)
	▶ E949J5	2 x 5	50	10
	▶ E949J6	2 x 6	25	12
	▶ E949JN	2 x 4	25	7
	▶ E949JX	2 x 8	12	7
	▶ E949LR	3 x 6	20	21
	▶ E949N5	4 x 5	20	2
	▶ E949NR	4 x 6	15	21
	▶ E949R5	6 x 5	12	27
	▶ E949RX	6 x 8	6	17


Where a waterproof termination is required into any enclosure (metallic or non-metallic), install the neoprene washer over the threads of a terminal adapter before inserting into the enclosure. Use a standard locknut or threaded bushing to secure the assembly.

Flat sealing washers

	Cat. No.	Size (in.)	Std. Ctn.
	▶ E943DW	1/2	125
	▶ E943EW	3/4	125
	▶ E943FW	1	100
	▶ E943GW	1 1/4	50
	▶ E943HW	1 1/2	50
	E943JW	2	25

PVC Locknuts



	Cat. No.	Size (in.)	Std. Ctn.
	▶ LT9LD	1/2	1200
	▶ LT9LE	3/4	700
	▶ LT9LF	1	600



Access pull elbows

Cat. No.	Size (in.)	Std. Ctn.	A (in.) Typical	B (in.) Typical	C (in.) Typical	D (in.) Typical
E990D†	1/2	75	.852	.836	2.187	.718
E990E†	3/4	50	1.064	1.046	2.531	.718

† Gasket included.

P&C Flex® conduit and fittings

Carlton® P&C Flex® corrugated flexible conduit

P&C Flex® conduit

Cat. No.	Size (in.)	I.D. (in.)	O.D. (in.)	Pull Tape	Reel/Coil	Std. Ctn. (ft.)	Std. Wt. (lbs.)
11807-350*	¾	0.83	1.040	Empty	Coil	350	39.9
1808-250C	1	1.000	1.315	Empty	Coil	250	36.3
11808-5200	1	1.000	1.315	Empty	Reel	5200	1019.0
11809-900	1¼	1.340	1.660	Empty	Reel	900	243.0
11809-4500	1¼	1.340	1.660	Empty	Reel	4500	972.0
11810-250	1½	1.570	1.900	Empty	Reel	250	75.8
11810-4500	1½	1.570	1.900	Empty	Reel	4500	1080.0
11810T-2300	1½	1.570	1.900	1250 lb.	Reel	2300	720.0
11810T-250	1½	1.570	1.900	1250 lb.	Reel	250	78.0
11811-1100	2	2.045	2.375	Empty	Reel	1100	521.4
11811-250	2	2.045	2.375	Empty	Reel	250	87.0
11811-2500	2	2.045	2.375	Empty	Reel	2500	815.0
11811-500	2	2.045	2.375	Empty	Reel	500	201.6
11811-700	2	2.045	2.375	Empty	Reel	700	269.0
11811T-250	2	2.045	2.375	1250 lb.	Reel	250	89.0
11812-250	2½	2.469	2.875	Empty	Reel	250	121.0
11812AG-001	2½	2.469	2.875	Empty	Reel	1300	516.1
11813-1200	3	3.068	3.500	Empty	Reel	1200	850.8
11813-250	3	3.068	3.500	Empty	Reel	250	192.0
11813-500	3	3.068	3.500	Empty	Reel	500	523.0
11813-750	3	3.068	3.500	Empty	Reel	750	554.3
11815-250	4	4.026	4.500	Empty	Reel	250	324.0
11815-800	4	4.026	4.500	Empty	Reel	800	778.4

*Pull tape not available for ¾" conduit.

P&C Flex® fittings

Couplings

Cat. No.	Size (in.)	Std. Ctn.	Std. Wt. (lbs.)
E940E	¾	100	4.6
E940F	1	50	3.5
E940G	1¼	30	3.2
E940H	1½	25	3.4
E940J	2	30	5.3
E940K	2½	20	7.5
E940L	3	25	14.7
E940N	4	15	12.5



P&C Flex® fittings (continued)

Female adapters

Cat. No.	Size (in.)	Std. Ctn.	Std. Wt. (lbs.)
E942E	¾	100	4.3
E942F	1	50	3.7
E942G	1¼	30	3.3
E942H	1½	25	3.3
E942J	2	30	5.4
E942K	2½	20	6.6
E942L	3	25	11.8
E942N	4	15	10.8



Terminal adapters

Cat. No.	Size (in.)	Std. Ctn.	Std. Wt. (lbs.)
E943E	¾	125	4.2
E943F	1	50	3.0
E943G	1¼	25	4.1
E943H	1½	25	2.7
E943J	2	5	6.9
E943K	2½	20	6.3
E943L	3	45	16.6
E943N	4	15	11.7



Bell ends (Schedule 40)

Cat. No.	Size (in.)	Std. Ctn.	Std. Wt. (lbs.)
E997F	1	50	2.6
E997G	1¼	35	2.5
E997H	1½	30	2.5
E997J	2	10	4.8
E997K	2½	10	2.0
E997L	3	10	10.0
E997N	4	30	16.0



Plugs


Cat. No.	Size (in.)	Std. Ctn.	Std. Wt. (lbs.)
P258H	1½	50	1.7
P258JT	2	60	3.1
P258K	2½	25	1.5
P258LT	3	30	3.4
P258NT	4	48	8.3




Elbows, sweeps and accessories

P&C duct adapters


Male adapter

	Cat. No.	Size (in.)	Std. Ctn.
	E943F	1	50
	E943H	1½	25
	E943J	2	50
	E943L	3	50
	E943N	4	20
	E943P	5	5
	E943R	6	10


Female adapter

	Cat. No.	Size (in.)	Std. Ctn.
	E942F	1	50
	E942H	1½	25
	E942J	2	30
	E942L	3	25
	E942N	4	15
	E942P	5	8
	E942R	6	6

P&C duct swedge reducer (male x male)


	Cat. No.	Size (in.)	Std. Ctn.
	E252LJ	3 x 2	50
	E252NJS	4 x 2	25
	E252NL	4 x 3	25
	E252PN	5 x 4	20
	E252RNS	6 x 4	6
	E252RP	6 x 5	10

P&C duct cable marker


	Cat. No.	Size (in.)	Std. Ctn.
	E299JM	2 x 42	1
	E299JP	2 x 56	1
	E299JR	2 x 78	1
	E299LF	3 x 36	1
	E299LR	3 x 60	1
	E299NX7	4 x 84	1

P&C duct end bells


End bell

	Cat. No.	Size (in.)	Std. Ctn.
	E997F	1	50
	E997H	1½	30
	E997J	2	40
	E997L	3	50
	E997N	4	30
	E997P	5	15
	E997R	6	10


Molded end bell

	Cat. No.	Size (in.)	Std. Ctn.
	E297J	2	40
	E297L	3	50
	E297N	4	30
	E297P	5	15

Fabricated end bell

	Cat. No.	Size (in.)	Std. Ctn.
	E297JN	2 x 4	25
	E297LR	3 x 6	20
	E297NT	4 x 10	15
	E297PS	5 x 8	10
	E297PT	5 x 10	10
	E297RF	6 x 5	10
	E297RT	6 x 10	6

Long-length end bell P&C duct


	Cat. No.	Size (in.)	Std. Ctn.
	E297RR	6 (6 long)	10

Conduit bodies and fittings


For use with Schedule 40 and 80 conduit




Meter offset

	Cat. No.	Size (in.)	Std. Ctn.	Offset (in.)	A (in.)
	▶ E995G	1 1/4	15	.758	4.230
	▶ E995J	2	8	.684	4.270


Offset

	Cat. No.	Size (in.)	Std. Ctn.	Offset (in.)	Std. Wt. (lbs.)
	▶ E994D	1/2	.250	25	3
	▶ E994E	3/4	.250	25	3
	▶ E994F	1	.500	50	12

End bells


	Cat. No.	Size (in.)	Std. Ctn.	Std. Wt. (lbs.)
	E997F	1	50	2.6
	E997G	1 1/4	35	2.5
	E997H	1 1/2	30	2.5
	E997J	2	40	5.0
	E997K	2 1/2	30	2
	E997L	3	50	10
	E997M	3 1/2	40	11
	E997N	4	30	16
	▶ E997P	5	15	8
	▶ E997R	6	10	7
	▶ E997T	8	3	15

End bells - Schedule 40 fabricated

	Cat. No.	Size (in.)	Std. Ctn.	Std. Wt. (lbs.)
	▶ E949J5	2 x 5	50	10
	▶ E949J6	2 x 6	25	12
	▶ E949JN	2 x 4	25	7
	▶ E949JX	2 x 8	12	7
	▶ E949LR	3 x 6	20	21
	▶ E949N5	4 x 5	20	2
	▶ E949NR	4 x 6	15	21
	▶ E949R5	6 x 5	12	27
	▶ E949RX	6 x 8	6	17


Where a waterproof termination is required into any enclosure (metallic or non-metallic), install the neoprene washer over the threads of a terminal adapter before inserting into the enclosure. Use a standard locknut or threaded bushing to secure the assembly.

Flat sealing washers

	Cat. No.	Size (in.)	Std. Ctn.
	▶ E943DW	1/2	125
	▶ E943EW	3/4	125
	▶ E943FW	1	100
	▶ E943GW	1 1/4	50
	▶ E943HW	1 1/2	50
	E943JW	2	25

PVC Locknuts



	Cat. No.	Size (in.)	Std. Ctn.
	▶ LT9LD	1/2	1200
	▶ LT9LE	3/4	700
	▶ LT9LF	1	600



Access pull elbows

Cat. No.	Size (in.)	Std. Ctn.	A (in.) Typical	B (in.) Typical	C (in.) Typical	D (in.) Typical
E990D†	1/2	75	.852	.836	2.187	.718
E990E†	3/4	50	1.064	1.046	2.531	.718

† Gasket included.

P&C Flex® conduit and fittings

Carlton® P&C Flex® corrugated flexible conduit

P&C Flex® conduit

Cat. No.	Size (in.)	I.D. (in.)	O.D. (in.)	Pull Tape	Reel/Coil	Std. Ctn. (ft.)	Std. Wt. (lbs.)
11807-350*	¾	0.83	1.040	Empty	Coil	350	39.9
1808-250C	1	1.000	1.315	Empty	Coil	250	36.3
11808-5200	1	1.000	1.315	Empty	Reel	5200	1019.0
11809-900	1¼	1.340	1.660	Empty	Reel	900	243.0
11809-4500	1¼	1.340	1.660	Empty	Reel	4500	972.0
11810-250	1½	1.570	1.900	Empty	Reel	250	75.8
11810-4500	1½	1.570	1.900	Empty	Reel	4500	1080.0
11810T-2300	1½	1.570	1.900	1250 lb.	Reel	2300	720.0
11810T-250	1½	1.570	1.900	1250 lb.	Reel	250	78.0
11811-1100	2	2.045	2.375	Empty	Reel	1100	521.4
11811-250	2	2.045	2.375	Empty	Reel	250	87.0
11811-2500	2	2.045	2.375	Empty	Reel	2500	815.0
11811-500	2	2.045	2.375	Empty	Reel	500	201.6
11811-700	2	2.045	2.375	Empty	Reel	700	269.0
11811T-250	2	2.045	2.375	1250 lb.	Reel	250	89.0
11812-250	2½	2.469	2.875	Empty	Reel	250	121.0
11812AG-001	2½	2.469	2.875	Empty	Reel	1300	516.1
11813-1200	3	3.068	3.500	Empty	Reel	1200	850.8
11813-250	3	3.068	3.500	Empty	Reel	250	192.0
11813-500	3	3.068	3.500	Empty	Reel	500	523.0
11813-750	3	3.068	3.500	Empty	Reel	750	554.3
11815-250	4	4.026	4.500	Empty	Reel	250	324.0
11815-800	4	4.026	4.500	Empty	Reel	800	778.4

*Pull tape not available for ¾" conduit.

P&C Flex® fittings

Couplings

Cat. No.	Size (in.)	Std. Ctn.	Std. Wt. (lbs.)
E940E	¾	100	4.6
E940F	1	50	3.5
E940G	1¼	30	3.2
E940H	1½	25	3.4
E940J	2	30	5.3
E940K	2½	20	7.5
E940L	3	25	14.7
E940N	4	15	12.5



P&C Flex® fittings (continued)

Female adapters

Cat. No.	Size (in.)	Std. Ctn.	Std. Wt. (lbs.)
E942E	¾	100	4.3
E942F	1	50	3.7
E942G	1¼	30	3.3
E942H	1½	25	3.3
E942J	2	30	5.4
E942K	2½	20	6.6
E942L	3	25	11.8
E942N	4	15	10.8



Terminal adapters

Cat. No.	Size (in.)	Std. Ctn.	Std. Wt. (lbs.)
E943E	¾	125	4.2
E943F	1	50	3.0
E943G	1¼	25	4.1
E943H	1½	25	2.7
E943J	2	5	6.9
E943K	2½	20	6.3
E943L	3	45	16.6
E943N	4	15	11.7



Bell ends (Schedule 40)

Cat. No.	Size (in.)	Std. Ctn.	Std. Wt. (lbs.)
E997F	1	50	2.6
E997G	1¼	35	2.5
E997H	1½	30	2.5
E997J	2	10	4.8
E997K	2½	10	2.0
E997L	3	10	10.0
E997N	4	30	16.0



Plugs

Cat. No.	Size (in.)	Std. Ctn.	Std. Wt. (lbs.)
P258H	1½	50	1.7
P258JT	2	60	3.1
P258K	2½	25	1.5
P258LT	3	30	3.4
P258NT	4	48	8.3

