

# Metalux AP Series

## DESCRIPTION

The SLSTP is a low profile, high quality luminaire offering the latest solid state lighting and electronic driver technology that optimizes performance and energy efficiency. With the SLSTP's low profile design, this series is an ideal solution for restricted spaces and meets traditional requirements for single or continuous row applications.

The SLSTP is an excellent solution for commercial, industrial, retail or residential applications. Ideal for new construction or simple fluorescent retrofit replacement.

<b>Catalog #</b>		<b>Type</b>
<b>Project</b>		
<b>Comments</b>		<b>Date</b>
<b>Prepared by</b>		

## SPECIFICATION FEATURES

### Construction

Fixture channel, cover and end plates are formed from cold rolled steel and offers all of the features needed for installation including multiple KO, a round J-box cover, wiring connectors and decorative end caps. The SLSTP is post painted for ease of handling. Decorative end caps snap-on for an improved aesthetic finish. The SLSTP is suitable for either single or continuous row applications.

### Controls

Combine with energy saving products like occupancy sensors, daylighting controls, and lighting relay panels to maximize energy savings. Standard 0-10V continuous dimming driver works with any standard 0-10V control/dimmer. Dimming range is 10% to 100% and varies by control device. 120V drivers work with standard 120V phase cut dimmers.

See dimming compatibility chart posted on website. Optional simple occupancy sensors enable code compliance all in a simple package.

### Electrical

Long-Life LED system with an energy-efficient electronic driver comes in UNV (120-277V) or 120V versions. Both drivers offer smooth dimming with a number of residential and commercial dimmers. LED's CCT are 3500K and 4000K with a CRI ≥ 80. Projected life is 50,000 hours at 70% lumen output.

### Finish

Post painted with high reflective paint – standard.

### Shielding

SLSTP offers a frost lens with decorative end caps for single and end of the row applications.

### Installation

Fixture may be surface, suspended, or wall mounted. Multiple 7/8" K.O. on back and one on each end. See accessories below for ordering information.

### Compliance

cULus listed for damp location rated. LED's comply with IESNA LM-79 and LM-80 standards. Under 4", ADA Compliant. DesignLights Consortium® Qualified and classified for DLC Standard, refer to [www.designlights.org](http://www.designlights.org) for details. RoHS compliant. Suitable for use in clothes closets when installed in accordance with the NEC 410.16 spacing requirements.

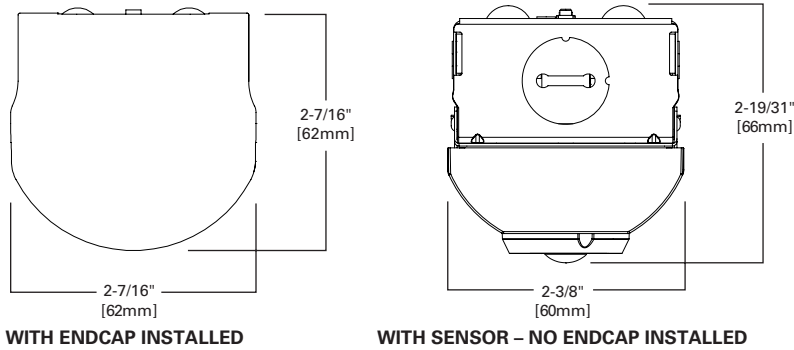
### Warranty

Five-year warranty.

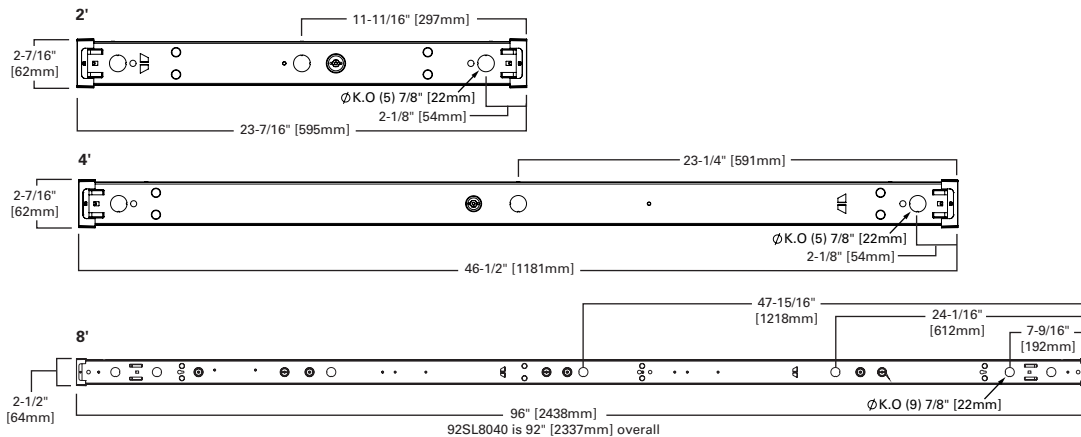


## SLSTP LENSED LED

Lensed LED Striplight



## MOUNTING DATA (SHOWN WITH ENDCAPS)



## LOAD DATA

	2'	4'	8'
PF	0.99	0.99	0.98
THD%	13.6	12.9	< 20
Weight	2.8	4.6	9
Low Temp Start	-20C	-20C	-20C

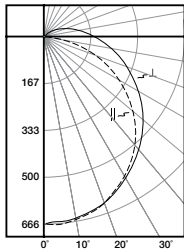
## LINEAR DISCONNECT

Safe and convenient means of disconnecting power



PS519206EN  
May 29, 2018 3:57 PM

PHOTOMETRICS



**4SLSTP2040DD-UNV**

Electronic Driver  
 Linear LED 4000K  
 Spacing criterion:  
 (II) 1.26 x mounting  
 height, (L) 1.29 x  
 mounting height  
 Lumens: 2410  
 Input Watts: 21.3W  
 Efficacy: 113.1 lm/W  
 Test Report:  
 4SLSTP2040DD-  
 UNV.IES

**Candlepower**

Angle	Along II	45°	Across ⊥
0	661	661	661
5	663	664	655
10	655	657	648
15	639	644	637
20	618	627	620
25	592	603	598
30	563	576	572
35	528	544	544
40	488	506	513
45	445	467	481
50	399	426	446
55	349	383	411
60	297	340	374
65	241	296	338
70	180	253	302
75	121	209	266
80	65	172	233
85	21	140	199
90	0	111	169

**Coefficients of Utilization**

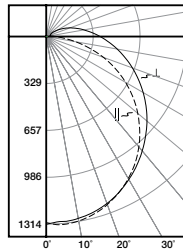
rc rw RCR	Effective floor cavity reflectance																					
	80%			70%			50%			30%			10%			0%						
	70	50	30	10	70	50	30	10	50	30	10	50	30	10	50	30	10	50	30	10	0	
0	117	117	117	117	113	113	113	113	106	106	106	100	100	100	94	94	94	94	91	91	91	
1	105	99	94	89	101	96	91	87	90	86	83	84	81	78	79	77	75	72	72	72	72	72
2	94	85	78	71	91	82	76	70	77	72	67	73	68	64	68	64	61	58	58	58	58	58
3	86	74	65	58	82	72	64	57	68	61	55	64	58	53	60	55	51	48	48	48	48	48
4	78	65	56	49	75	63	55	48	60	52	46	56	50	45	53	48	43	41	41	41	41	41
5	72	58	49	42	69	56	48	41	53	46	40	50	44	39	48	42	37	35	35	35	35	35
6	66	52	43	36	63	51	42	36	48	40	35	45	39	34	43	37	33	30	30	30	30	30
7	61	47	38	32	59	46	37	31	44	36	31	41	35	30	39	33	29	27	27	27	27	27
8	57	43	34	28	55	42	34	28	40	32	27	38	31	26	36	30	26	24	24	24	24	24
9	53	39	31	25	51	38	30	25	37	29	24	35	28	24	33	27	23	21	21	21	21	21
10	50	36	28	23	48	35	28	23	34	27	22	32	26	22	31	25	21	19	19	19	19	19

**Zonal Lumen Summary**

Zone	Lumens	% Fixture
0-30	518	21.5
0-40	854	35.4
0-60	1551	64.3
0-90	2193	91.0
0-180	2410	100.0

**Luminance Data**

Angle in Deg	Average 0-Deg cd/sm	Average 45-Deg cd/sm	Average 90-Deg cd/sm
45	9755	6140	5491
55	9272	5254	4765
65	8452	4384	4107
75	6532	3478	3507
85	2635	2754	2966



**4SLSTP4040DD-UNV**

Electronic Driver  
 Linear LED 4000K  
 Spacing criterion:  
 (II) 1.27 x mounting  
 height, (L) 1.29 x  
 mounting height  
 Lumens: 4760  
 Input Watts: 43.5W  
 Efficacy: 109.4 lm/W  
 Test Report:  
 4SLSTP4040DD-  
 UNV.IES

**Candlepower**

Angle	Along II	45°	Across ⊥
0	1307	1307	1307
5	1316	1304	1297
10	1300	1289	1282
15	1271	1264	1258
20	1229	1229	1224
25	1178	1183	1179
30	1117	1128	1128
35	1048	1062	1072
40	969	991	1011
45	880	913	947
50	789	833	882
55	689	748	812
60	586	666	741
65	475	581	670
70	358	497	600
75	240	417	530
80	128	344	464
85	41	280	401
90	1	222	343

**Coefficients of Utilization**

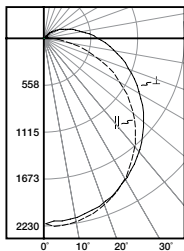
rc rw RCR	Effective floor cavity reflectance																					
	80%			70%			50%			30%			10%			0%						
	70	50	30	10	70	50	30	10	50	30	10	50	30	10	50	30	10	50	30	10	0	
0	117	117	117	117	113	113	113	113	106	106	106	100	100	100	94	94	94	94	91	91	91	
1	105	99	94	89	101	96	91	87	90	86	83	84	81	78	79	77	75	72	72	72	72	72
2	94	85	78	71	91	82	75	70	77	72	67	73	68	64	68	64	61	58	58	58	58	58
3	86	74	65	58	82	72	64	57	67	61	55	63	58	53	60	55	51	48	48	48	48	48
4	78	65	56	49	75	63	55	48	60	52	46	56	50	45	53	48	43	41	41	41	41	41
5	72	58	49	42	69	56	48	41	53	46	40	50	44	39	48	42	37	35	35	35	35	35
6	66	52	43	36	63	51	42	36	48	40	35	45	39	34	43	37	33	30	30	30	30	30
7	61	47	38	32	59	46	37	31	44	36	31	41	35	30	39	33	29	27	27	27	27	27
8	57	43	34	28	55	42	34	28	40	32	27	38	31	26	36	30	26	24	24	24	24	24
9	53	39	31	25	51	38	30	25	37	29	24	35	28	24	33	27	23	21	21	21	21	21
10	50	36	28	23	48	35	28	23	34	27	22	32	26	22	31	25	21	19	19	19	19	19

**Zonal Lumen Summary**

Zone	Lumens	% Fixture
0-30	1021	21.5
0-40	1682	35.3
0-60	3053	64.1
0-90	4328	90.9
0-180	4760	100.0

**Luminance Data**

Angle in Deg	Average 0-Deg cd/sm	Average 45-Deg cd/sm	Average 90-Deg cd/sm
45	20094	12212	10812
55	19395	10476	9413
65	18147	8821	8140
75	14972	7149	6987
85	7595	5711	5976



**8SLSTP8040DD-UNV**

Electronic Driver  
 Linear LED 4000K  
 Spacing criterion:  
 (II) 1.28 x mounting  
 height, (L) 1.30 x  
 mounting height  
 Lumens: 8176  
 Input Watts: 71W  
 Efficacy: 115 lm/W  
 Test Report:  
 8SLSTP8040DD-  
 UNV.IES

**Candlepower**

Angle	Along II	45°	Across ⊥
0	2200	2200	2200
5	2226	2188	2174
10	2200	2164	2151
15	2151	2123	2115
20	2082	2064	2060
25	1995	1989	1991
30	1892	1898	1912
35	1770	1789	1819
40	1638	1673	1722
45	1490	1543	1618
50	1330	1407	1507
55	1166	1271	1391
60	987	1129	1271
65	801	990	1154
70	604	850	1038
75	401	718	923
80	219	598	813
85	71	491	708
90	4	389	606

**Coefficients of Utilization**

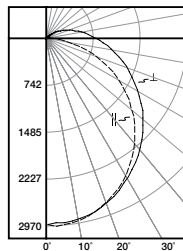
rc rw RCR	Effective floor cavity reflectance																					
	80%			70%			50%			30%			10%			0%						
	70	50	30	10	70	50	30	10	50	30	10	50	30	10	50	30	10	50	30	10	0	
0	117	117	117	117	113	113	113	113	106	106	106	99	99	99	93	93	93	90	90	90	90	90
1	104	99	94	89	100	95	91	87	89	85	82	83	80	78	78	76	74	71	71	71	71	71
2	94	85	77	71	90	82	75	69	77	71	66	72	67	63	67	64	60	57	57	57	57	57
3	85	74	65	58	82	71	63	57	67	60	55	63	57	52	59	54	50	47	47	47	47	47
4	78	65	56	49	75	63	54	48	59	52	46	56	49	44	52	47	43	40	40	40	40	40
5	71	58	48	42	68	56	47	41	53	45	39	50	43	38	47	41	37	34	34	34	34	34
6	66	52	43	36	63	50	42	35	48	40	34	45	38	33	42	37	32	30	30	30	30	30
7	61	47	38	32	58	46	37	31	43	36	30	41	34	29	39	33	28	26	26	26	26	26
8	57	43	34	28	54	42	33	28	39	32	27	37	31	26	35	30	25	23	23	23	23	23
9	53	39	31	25	51	38	30	25	36	29	24	34	28	23	33	27	23	21	21	21	21	21
10	49	36	28	23	48	35	28	23	33	27	22	32	26	21	30	25	21	19	19	19	19	19

**Zonal Lumen Summary**

Zone	Lumens	% Fixture
0-30	1724	21.1
0-40	2842	34.8
0-60	5168	63.2
0-90	7359	90.0
0-180	8176	100.0

**Luminance Data**

Angle in Deg	Average 0-Deg cd/sm	Average 45-Deg cd/sm	Average 90-Deg cd/sm
45	16652	10222	9228
55	15921	8802	8055
65	14631	7411	7002
75	11606	6055	6076
85	5307	4909	5268



**8SLSTP11040DD-UNV**

Electronic Driver  
 Linear LED 4000K  
 Spacing criterion:  
 (II) 1.26 x mounting  
 height, (L) 1.28 x  
 mounting height  
 Lumens: 10476  
 Input Watts: 83.4W  
 Efficacy: 126 lm/W  
 Test Report:  
 8SLSTP11040DD-  
 UNV.IES

**Candlepower**

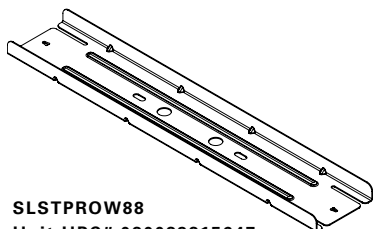
Angle	Along II	45°
-------	----------	-----

ORDERING INFORMATION

Catalog #	UPC	Master Carton (2 units) UPC	Length	CCT (K)	Delivered Lumens	Watts	Efficacy (lm/W)	Controls	Input Current (A)	
									120V	277V
2SLSTP1040DD-120V	80083705771	80083713363	2	4000	1250	11	113	Phase Cut Dim to 10%	0.09	-
2SLSTP2040DD-120V	80083705788	80083713370	2	4000	2510	23	111	Phase Cut Dim to 10%	0.19	-
4SLSTP2040DD-120V	80083705795	80083713387	4	4000	2579	23	114	Phase Cut Dim to 10%	0.19	-
4SLSTP4040DD-120V	80083705801	80083713394	4	4000	4474	40	112	Phase Cut Dim to 10%	0.33	-
2SLSTP2035DD-UNV	80083814763	80083814770	2	3500	2498	23	110	0-10V Dim to 10%	0.19	0.08
2SLSTP2040DD-UNV	80083807826	80083807833	2	4000	2510	23	111	0-10V Dim to 10%	0.19	0.08
4SLSTP2040DD-UNV	80083705818	80083713400	4	4000	2410	21	113	0-10V Dim to 10%	0.18	0.08
4SLSTP4035DD-UNV	80083807765	80083807772	4	3500	4695	41	115	0-10V Dim to 10%	0.34	0.15
4SLSTP4040DD-UNV	80083705825	80083713417	4	4000	4760	44	109	0-10V Dim to 10%	0.36	0.16
4SLSTP535DD-UNV	80083807802	80083807819	4	3500	5620	49	114	0-10V Dim to 10%	0.41	0.18
4SLSTP5540DD-UNV	80083807789	80083807796	4	4000	5845	49	119	0-10V Dim to 10%	0.41	0.18
8SLSTP11035DD-UNV	80083807703	80083807710	8	3500	10322	83	124	0-10V Dim to 10%	0.7	0.3
8SLSTP11040DD-UNV	80083807680	80083807697	8	4000	10464	83	125	0-10V Dim to 10%	0.7	0.3
8SLSTP8035DD-UNV	80083804368	80083804375	8	3500	8064	71	114	0-10V Dim to 10%	0.59	0.26
8SLSTP8040DD-UNV	80083814787	80083814794	8	4000	8176	71	115	0-10V Dim to 10%	0.59	0.26
4SLSTP4040CS	80083807741	80083807758	4	4000	4835	41	118	0-10V Dim to 10% and simple occupancy sensor	0.34	0.15
8SLSTP8040CS	80083807727	80083807734	8	4000	8304	72	115	0-10V Dim to 10% and simple occupancy sensor	0.6	0.26
8SL8040	80083807925	80083807932	8	4000	8176	71	115	0-10V Dim to 10%	0.62	0.27
92SL8040	80083807956	80083802876	92"	4000	7866	74	106	0-10V Dim to 10%	0.62	0.27

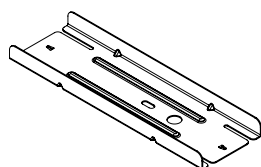
ACCESSORIES (ORDER SEPARATELY) NOT FOR USE WITH 92SL8040

ROW ALIGNER 8' - 8'



**SLSTPROW88**  
 Unit UPC# 080083815647  
 Master Carton UPC# 080083815654  
 (50 per Master)

ROW ALIGNER 8' - 4'

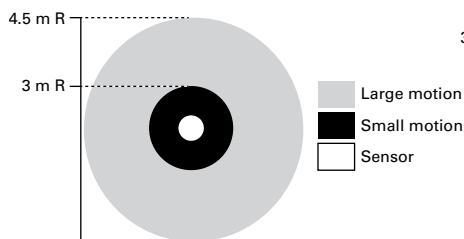


**SLSTPROW842**  
 Unit UPC# 080083815661  
 Master Carton UPC# 080083815678  
 (100 per Master)

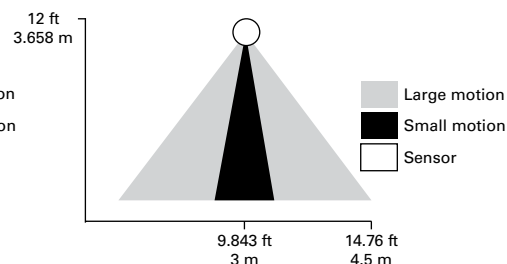
**AYC-CHAIN/SET=36"** Hanging Chain Set w/V Hooks  
**TOGGLE-10=10'** Suspension Aircraft Cable Kit (specify if another length needed)  
**SCF-12-B=12"** Fixed Stem Set (specify if another length needed)  
**2SLSTPLNS=2 ft.** Replacement Lens  
**4SLSTPLNS=4 ft.** Replacement Lens  
**8SLSTPLNS=8 ft.** Replacement Lens

SENSOR COVERAGE ("CS" SKU DESIGNATION)

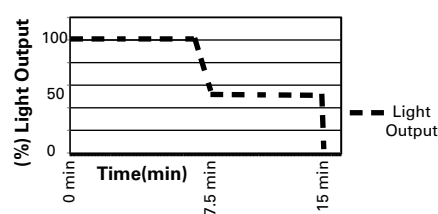
SENSOR COVERAGE PATTERN TOP VIEW



SENSOR COVERAGE PATTERN SIDE VIEW



LIGHT OUTPUT VERSUS TIME



SHIPPING DATA

Catalog Base	Wt.	Units per Pallet
2SLSTP	2.8 lbs.	144
4SLSTP	4.6 lbs.	72
8SLSTP	9 lbs.	45



Eaton  
 1121 Highway 74 South  
 Peachtree City, GA 30269  
 P: 770-486-4800  
 www.eaton.com/lighting

Specifications and dimensions subject to change without notice.

# Metalux AP Series

## DESCRIPTION

The SLSTP is a low profile, high quality luminaire offering the latest solid state lighting and electronic driver technology that optimizes performance and energy efficiency. With the SLSTP's low profile design, this series is an ideal solution for restricted spaces and meets traditional requirements for single or continuous row applications.

The SLSTP is an excellent solution for commercial, industrial, retail or residential applications. Ideal for new construction or simple fluorescent retrofit replacement.

<b>Catalog #</b>		<b>Type</b>
<b>Project</b>		
<b>Comments</b>		<b>Date</b>
<b>Prepared by</b>		

## SPECIFICATION FEATURES

### Construction

Fixture channel, cover and end plates are formed from cold rolled steel and offers all of the features needed for installation including multiple KO, a round J-box cover, wiring connectors and decorative end caps. The SLSTP is post painted for ease of handling. Decorative end caps snap-on for an improved aesthetic finish. The SLSTP is suitable for either single or continuous row applications.

### Controls

Combine with energy saving products like occupancy sensors, daylighting controls, and lighting relay panels to maximize energy savings. Standard 0-10V continuous dimming driver works with any standard 0-10V control/dimmer. Dimming range is 10% to 100% and varies by control device. 120V drivers work with standard 120V phase cut dimmers.

See dimming compatibility chart posted on website. Optional simple occupancy sensors enable code compliance all in a simple package.

### Electrical

Long-Life LED system with an energy-efficient electronic driver comes in UNV (120-277V) or 120V versions. Both drivers offer smooth dimming with a number of residential and commercial dimmers. LED's CCT are 3500K and 4000K with a CRI ≥ 80. Projected life is 50,000 hours at 70% lumen output.

### Finish

Post painted with high reflective paint – standard.

### Shielding

SLSTP offers a frost lens with decorative end caps for single and end of the row applications.

### Installation

Fixture may be surface, suspended, or wall mounted. Multiple 7/8" K.O. on back and one on each end. See accessories below for ordering information.

### Compliance

cULus listed for damp location rated. LED's comply with IESNA LM-79 and LM-80 standards. Under 4", ADA Compliant. DesignLights Consortium® Qualified and classified for DLC Standard, refer to [www.designlights.org](http://www.designlights.org) for details. RoHS compliant. Suitable for use in clothes closets when installed in accordance with the NEC 410.16 spacing requirements.

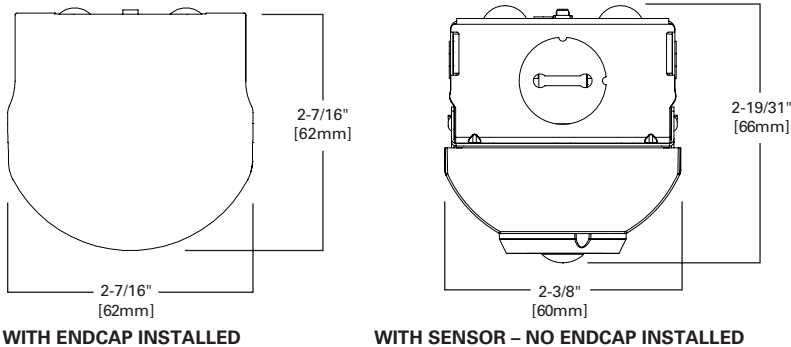
### Warranty

Five-year warranty.

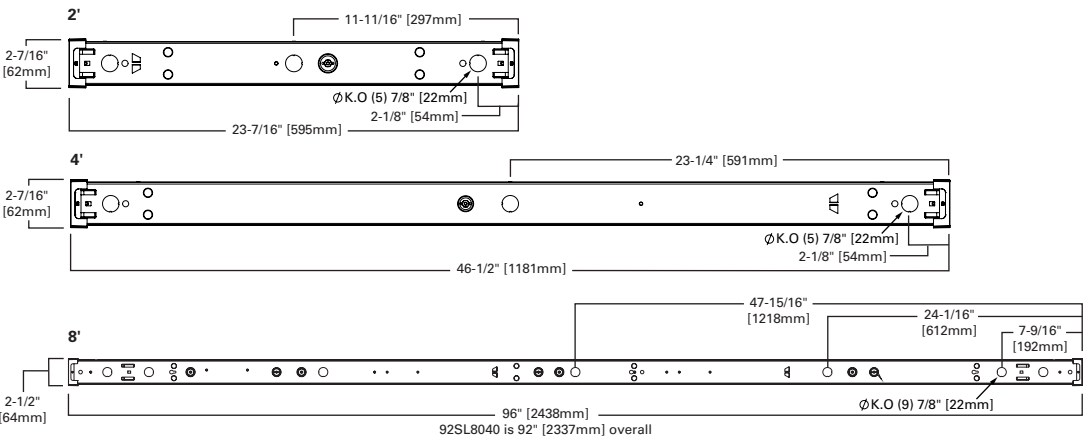


## SLSTP LENSED LED

Lensed LED Striplight



## MOUNTING DATA (SHOWN WITH ENDCAPS)



## LOAD DATA

	2'	4'	8'
PF	0.99	0.99	0.98
THD%	13.6	12.9	< 20
Weight	2.8	4.6	9
Low Temp Start	-20C	-20C	-20C

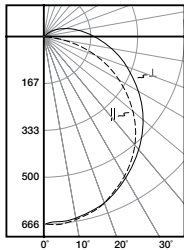
## LINEAR DISCONNECT

Safe and convenient means of disconnecting power



PS519206EN  
 May 29, 2018 3:57 PM

PHOTOMETRICS



**4SLSTP2040DD-UNV**

Electronic Driver  
 Linear LED 4000K  
 Spacing criterion:  
 (II) 1.26 x mounting  
 height, (L) 1.29 x  
 mounting height  
 Lumens: 2410  
 Input Watts: 21.3W  
 Efficacy: 113.1 lm/W  
 Test Report:  
 4SLSTP2040DD-  
 UNV.IES

**Candlepower**

Angle	Along II	45°	Across ⊥
0	661	661	661
5	663	664	655
10	655	657	648
15	639	644	637
20	618	627	620
25	592	603	598
30	563	576	572
35	528	544	544
40	488	506	513
45	445	467	481
50	399	426	446
55	349	383	411
60	297	340	374
65	241	296	338
70	180	253	302
75	121	209	266
80	65	172	233
85	21	140	199
90	0	111	169

**Coefficients of Utilization**

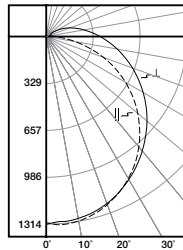
rc rw RCR	Effective floor cavity reflectance																	
	80%				70%				20%									
	70	50	30	10	70	50	30	10	50	30	10	0						
0	117	117	117	117	113	113	113	113	106	106	106	100	100	100	94	94	94	91
1	105	99	94	89	101	96	91	87	90	86	83	84	81	78	79	77	75	72
2	94	85	78	71	91	82	76	70	77	72	67	73	68	64	68	64	61	58
3	86	74	65	58	82	72	64	57	68	61	55	64	58	53	60	55	51	48
4	78	65	56	49	75	63	55	48	60	52	46	56	50	45	53	48	43	41
5	72	58	49	42	69	56	48	41	53	46	40	50	44	39	48	42	37	35
6	66	52	43	36	63	51	42	36	48	40	35	45	39	34	43	37	33	30
7	61	47	38	32	59	46	37	31	44	36	31	41	35	30	39	33	29	27
8	57	43	34	28	55	42	34	28	40	32	27	38	31	26	36	30	26	24
9	53	39	31	25	51	38	30	25	37	29	24	35	28	24	33	27	23	21
10	50	36	28	23	48	35	28	23	34	27	22	32	26	22	31	25	21	19

**Zonal Lumen Summary**

Zone	Lumens	% Fixture
0-30	518	21.5
0-40	854	35.4
0-60	1551	64.3
0-90	2193	91.0
0-180	2410	100.0

**Luminance Data**

Angle in Deg	Average 0-Deg cd/sm	Average 45-Deg cd/sm	Average 90-Deg cd/sm
45	9755	6140	5491
55	9272	5254	4765
65	8452	4384	4107
75	6532	3478	3507
85	2635	2754	2966



**4SLSTP4040DD-UNV**

Electronic Driver  
 Linear LED 4000K  
 Spacing criterion:  
 (II) 1.27 x mounting  
 height, (L) 1.29 x  
 mounting height  
 Lumens: 4760  
 Input Watts: 43.5W  
 Efficacy: 109.4 lm/W  
 Test Report:  
 4SLSTP4040DD-  
 UNV.IES

**Candlepower**

Angle	Along II	45°	Across ⊥
0	1307	1307	1307
5	1316	1304	1297
10	1300	1289	1282
15	1271	1264	1258
20	1229	1229	1224
25	1178	1183	1179
30	1117	1128	1128
35	1048	1062	1072
40	969	991	1011
45	880	913	947
50	789	833	882
55	689	748	812
60	586	666	741
65	475	581	670
70	358	497	600
75	240	417	530
80	128	344	464
85	41	280	401
90	1	222	343

**Coefficients of Utilization**

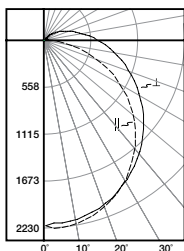
rc rw RCR	Effective floor cavity reflectance																	
	80%				70%				20%									
	70	50	30	10	70	50	30	10	50	30	10	0						
0	117	117	117	117	113	113	113	113	106	106	106	100	100	100	94	94	94	91
1	105	99	94	89	101	96	91	87	90	86	83	84	81	78	79	77	75	72
2	94	85	78	71	91	82	75	70	77	72	67	73	68	64	68	64	61	58
3	86	74	65	58	82	72	64	57	67	61	55	63	58	53	60	55	51	48
4	78	65	56	49	75	63	55	48	60	52	46	56	50	45	53	48	43	41
5	72	58	49	42	69	56	48	41	53	46	40	50	44	39	47	42	37	35
6	66	52	43	36	63	51	42	36	48	40	35	45	39	34	43	37	33	30
7	61	47	38	32	59	46	37	31	43	36	30	41	35	30	39	33	29	27
8	57	43	34	28	55	42	34	28	40	32	27	38	31	26	36	30	26	24
9	53	39	31	25	51	38	30	25	37	29	24	35	28	24	33	27	23	21
10	50	36	28	23	48	35	28	23	34	27	22	32	26	22	31	25	21	19

**Zonal Lumen Summary**

Zone	Lumens	% Fixture
0-30	1021	21.5
0-40	1682	35.3
0-60	3053	64.1
0-90	4328	90.9
0-180	4760	100.0

**Luminance Data**

Angle in Deg	Average 0-Deg cd/sm	Average 45-Deg cd/sm	Average 90-Deg cd/sm
45	20094	12212	10812
55	19395	10476	9413
65	18147	8821	8140
75	14972	7149	6987
85	7595	5711	5976



**8SLSTP8040DD-UNV**

Electronic Driver  
 Linear LED 4000K  
 Spacing criterion:  
 (II) 1.28 x mounting  
 height, (L) 1.30 x  
 mounting height  
 Lumens: 8176  
 Input Watts: 71W  
 Efficacy: 115 lm/W  
 Test Report:  
 8SLSTP8040DD-  
 UNV.IES

**Candlepower**

Angle	Along II	45°	Across ⊥
0	2200	2200	2200
5	2226	2188	2174
10	2200	2164	2151
15	2151	2123	2115
20	2082	2064	2060
25	1995	1989	1991
30	1892	1898	1912
35	1770	1789	1819
40	1638	1673	1722
45	1490	1543	1618
50	1330	1407	1507
55	1166	1271	1391
60	987	1129	1271
65	801	990	1154
70	604	850	1038
75	401	718	923
80	219	598	813
85	71	491	708
90	4	389	606

**Coefficients of Utilization**

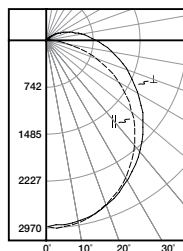
rc rw RCR	Effective floor cavity reflectance																	
	80%				70%				20%									
	70	50	30	10	70	50	30	10	50	30	10	0						
0	117	117	117	117	113	113	113	113	106	106	106	99	99	99	93	93	93	90
1	104	99	94	89	100	95	91	87	89	85	82	83	80	78	78	76	74	71
2	94	85	77	71	90	82	75	69	77	71	66	72	67	63	67	64	60	57
3	85	74	65	58	82	71	63	57	67	60	55	63	57	52	59	54	50	47
4	78	65	56	49	75	63	54	48	59	52	46	56	49	44	52	47	43	40
5	71	58	48	42	68	56	47	41	53	45	39	50	43	38	47	41	37	34
6	66	52	43	36	63	50	42	35	48	40	34	45	38	33	42	37	32	30
7	61	47	38	32	58	46	37	31	43	36	30	41	34	29	39	33	28	26
8	57	43	34	28	54	42	33	28	39	32	27	37	31	26	35	30	25	23
9	53	39	31	25	51	38	30	25	36	29	24	34	28	23	33	27	23	21
10	49	36	28	23	48	35	28	23	33	27	22	32	26	21	30	25	21	19

**Zonal Lumen Summary**

Zone	Lumens	% Fixture
0-30	1724	21.1
0-40	2842	34.8
0-60	5168	63.2
0-90	7359	90.0
0-180	8176	100.0

**Luminance Data**

Angle in Deg	Average 0-Deg cd/sm	Average 45-Deg cd/sm	Average 90-Deg cd/sm
45	16652	10222	9228
55	15921	8802	8055
65	14631	7411	7002
75	11606	6055	6076
85	5307	4909	5268



**8SLSTP11040DD-UNV**

Electronic Driver  
 Linear LED 4000K  
 Spacing criterion:  
 (II) 1.26 x mounting  
 height, (L) 1.28 x  
 mounting height  
 Lumens: 10476  
 Input Watts: 83.4W  
 Efficacy: 126 lm/W  
 Test Report:  
 8SLSTP11040DD-  
 UNV.IES

**Candlepower**

Angle	Along II	45°	Across ⊥
0	2941	2941	2941
5	2957	2913	2925
10	2913	2876	2888
15	2838	2819	2934
20	2740	2736	2750
25	2612	2626	2643
30	2470	2499	2523
35	2302	2349	2391
40	2123	2186	2255
45	1922	2008	2101
50	1713	1825	1949
55	1494	1636	1792
60	1265	1451	1628
65	1021	1263	1464
70	769	1076	1309
75	514	905	1155
80	272	747	1011
85	83	609	875
90	2	485	747

**Coefficients of Utilization**

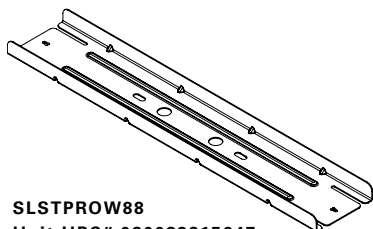
rc rw RCR	Effective floor cavity reflectance																	
	80%				70%				20%									
	70	50	30	10	70	50	30	10	50	30	10	0						
0	117	117	117	117	113	113	113	113	106	106	106	100	100	100	94	94	94	91
1	105	99	94	89														

ORDERING INFORMATION

Catalog #	UPC	Master Carton (2 units) UPC	Length	CCT (K)	Delivered Lumens	Watts	Efficacy (lm/W)	Controls	Input Current (A)	
									120V	277V
2SLSTP1040DD-120V	80083705771	80083713363	2	4000	1250	11	113	Phase Cut Dim to 10%	0.09	-
2SLSTP2040DD-120V	80083705788	80083713370	2	4000	2510	23	111	Phase Cut Dim to 10%	0.19	-
4SLSTP2040DD-120V	80083705795	80083713387	4	4000	2579	23	114	Phase Cut Dim to 10%	0.19	-
4SLSTP4040DD-120V	80083705801	80083713394	4	4000	4474	40	112	Phase Cut Dim to 10%	0.33	-
2SLSTP2035DD-UNV	80083814763	80083814770	2	3500	2498	23	110	0-10V Dim to 10%	0.19	0.08
2SLSTP2040DD-UNV	80083807826	80083807833	2	4000	2510	23	111	0-10V Dim to 10%	0.19	0.08
4SLSTP2040DD-UNV	80083705818	80083713400	4	4000	2410	21	113	0-10V Dim to 10%	0.18	0.08
4SLSTP4035DD-UNV	80083807765	80083807772	4	3500	4695	41	115	0-10V Dim to 10%	0.34	0.15
4SLSTP4040DD-UNV	80083705825	80083713417	4	4000	4760	44	109	0-10V Dim to 10%	0.36	0.16
4SLSTP535DD-UNV	80083807802	80083807819	4	3500	5620	49	114	0-10V Dim to 10%	0.41	0.18
4SLSTP5540DD-UNV	80083807789	80083807796	4	4000	5845	49	119	0-10V Dim to 10%	0.41	0.18
8SLSTP11035DD-UNV	80083807703	80083807710	8	3500	10322	83	124	0-10V Dim to 10%	0.7	0.3
8SLSTP11040DD-UNV	80083807680	80083807697	8	4000	10464	83	125	0-10V Dim to 10%	0.7	0.3
8SLSTP8035DD-UNV	80083804368	80083804375	8	3500	8064	71	114	0-10V Dim to 10%	0.59	0.26
8SLSTP8040DD-UNV	80083814787	80083814794	8	4000	8176	71	115	0-10V Dim to 10%	0.59	0.26
4SLSTP4040CS	80083807741	80083807758	4	4000	4835	41	118	0-10V Dim to 10% and simple occupancy sensor	0.34	0.15
8SLSTP8040CS	80083807727	80083807734	8	4000	8304	72	115	0-10V Dim to 10% and simple occupancy sensor	0.6	0.26
8SL8040	80083807925	80083807932	8	4000	8176	71	115	0-10V Dim to 10%	0.62	0.27
92SL8040	80083807956	80083802876	92"	4000	7866	74	106	0-10V Dim to 10%	0.62	0.27

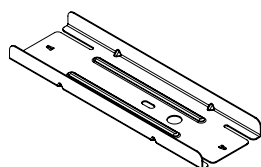
ACCESSORIES (ORDER SEPARATELY) NOT FOR USE WITH 92SL8040

ROW ALIGNER 8' - 8'



**SLSTPROW88**  
 Unit UPC# 080083815647  
 Master Carton UPC# 080083815654  
 (50 per Master)

ROW ALIGNER 8' - 4'

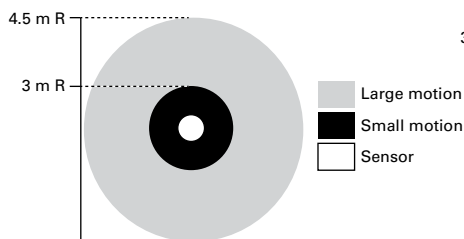


**SLSTPROW842**  
 Unit UPC# 080083815661  
 Master Carton UPC# 080083815678  
 (100 per Master)

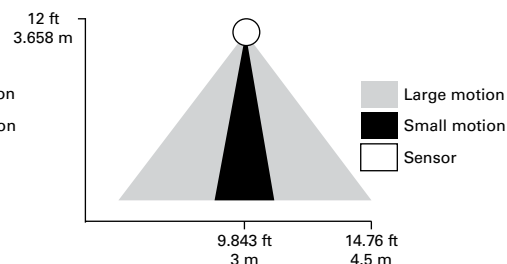
**AYC-CHAIN/SET=36"** Hanging Chain Set w/V Hooks  
**TOGGLE-10=10'** Suspension Aircraft Cable Kit (specify if another length needed)  
**SCF-12-B=12"** Fixed Stem Set (specify if another length needed)  
**2SLSTPLNS=2 ft.** Replacement Lens  
**4SLSTPLNS=4 ft.** Replacement Lens  
**8SLSTPLNS=8 ft.** Replacement Lens

SENSOR COVERAGE ("CS" SKU DESIGNATION)

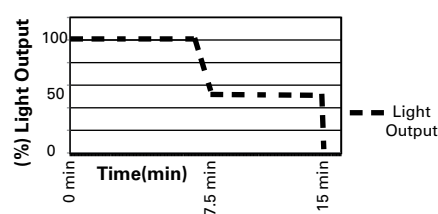
SENSOR COVERAGE PATTERN TOP VIEW



SENSOR COVERAGE PATTERN SIDE VIEW



LIGHT OUTPUT VERSUS TIME



SHIPPING DATA

Catalog Base	Wt.	Units per Pallet
2SLSTP	2.8 lbs.	144
4SLSTP	4.6 lbs.	72
8SLSTP	9 lbs.	45