



WIRE TERMINATION

Grounding Accessories



- Solid and stranded pigtail lead wires are convenient for device grounding applications
- Grounding screws offer a unique thread-forming, hole-finding feature plus combination hex, Phillips, slotted and Robertson head
- Safe, fast and efficient for cost-effective grounding jobs
- Ensures compliance with Article 250 of the National Electrical Code

Non-Grounding Pigtails

- 8 in. 12 AWG Stranded Pigtails - White or Black, #10 Fork & Stripped end



Stranded Wire



Solid Wire



Pigtail Wire Connectors



Grounding Screws


| Solid Wire Grounding Tails | Quantity/Pkg. | Cat. No. |
|--|-----------------------------------|----------------|
| 14 AWG solid, 8 in. tail w/loop & ground screw and stripped end | Box of 50 | 30-3390 |
| 12 AWG solid, 6.5" tail w/loop & ground screw and stripped end | Box of 50 | 30-3404 |
| 12 AWG solid, 6.5" tail w/loop & ground screw and stripped end | Bulk Pack of 1,000 | 30-3402 |
| 12 AWG solid, 8 in. tail w/loop & ground screw and stripped end | Box of 50 | 30-3392 |
| 12 AWG solid, 8 in. tail w/loop & ground screw and stripped end | Plastic Box of 100 | 30-3399 |
| 12 AWG solid, 8 in. tail w/loop & ground screw and stripped end | Bulk Pack of 1,000 | 30-3496 |
| 12 AWG solid, 10 in. tail w/loop & ground screw and stripped end | Bag of 50 | 30-3410 |
| 12 AWG solid, 10 in. tail w/loop & ground screw and stripped end | Bulk Pack of 500 | 30-3394 |
| 12 AWG solid, 12 in. tail w/loop & ground screw and stripped end | Box of 50 | 30-3498 |
| 12 AWG solid, 12 in. tail w/loop & ground screw and stripped end | Bulk Pack of 1,000 | 30-3396 |
| Stranded Wire Grounding Tails | Quantity/Pkg. | Cat. No. |
| 14 AWG stranded, 8 in. tail w/#10 fork & #10 ring and ground screw | Bag of 25 | 30-3183 |
| 12 AWG stranded, 8 in. tail w/#10 fork & #10 ring and ground screw | Bag of 25 | 30-3184 |
| 12 AWG stranded, 8 in. tail w/#10 ring & ground screw and stripped end | Bulk Pack of 1,000 | 30-3201 |
| 12 AWG stranded, 8 in. tail w/#10 fork & #10 ring and ground screw | Bulk pack of 1,000 (bundle of 50) | 30-3284 |
| 12 AWG stranded, 8 in. tail w/#10 fork & #10 ring and ground screw | Plastic box of 50 | 30-3385 |
| 12 AWG stranded, 8 in. tail w/#10 fork & #10 ring | Bulk pack of 1,000 | 30-3285 |
| 12 AWG stranded, 8 in. tail w/#10 fork and stripped end | Bag of 25 | 30-3480 |
| 12 AWG stranded, 8 in. tail w/#10 fork and stripped end | Bulk pack of 1,000 | 30-3580 |

| Stranded Wire Grounding Tails (cont.) | Quantity/Pkg. | Cat. No. |
|---|--------------------|----------------|
| 12 AWG stranded, 10 in. tail w/#10 fork & #10 ring and ground screw | Box of 50 | 30-3310 |
| 12 AWG stranded, 10 in. tail w/#10 fork & #10 ring and ground screw | Bulk pack of 500 | 30-3311 |
| 12 AWG stranded, 12 in. tail w/#10 fork & #10 ring and ground screw | Box of 50 | 30-3412 |
| 12 AWG stranded, 12 in. tail w/#10 fork & #10 ring and ground screw | Bulk pack of 1,000 | 30-3413 |
| Combo Tails | Quantity/Pkg. | Cat. No. |
| 2-wire combo: 12 AWG solid tail, one stripped end, one end w/ground screw; joined to 12 AWG stranded tail at a ring terminal, w/fork terminal on second end | Box of 500 | 30-3286 |
| 2-wire combo: 12 AWG stranded w/#10 ring & ground screw, one stripped-end tail and one #10 fork tail | Bag of 25 | 30-3287 |
| 2-wire combo: 12 AWG stranded w/#10 ring and ground screw and two #10 fork tails | Bag of 25 | 30-3288 |
| 3-wire combo: 12 AWG stranded w/#10 ring & ground screw, one stripped-end tail and two #10 fork tails | Bag of 25 | 30-3289 |
| Miscellaneous Grounding Products | Quantity/Pkg. | Cat. No. |
| Ground screw, thread-forming, hole-finding, combination hex, Phillips, slotted and Robertson tip | Jar of 100 | 30-3594 |
| | Card of 50 | 30-3194 |
| Non-Grounding Stranded Wire Pigtails | Quantity/Pkg. | Cat. No. |
| 12 AWG stranded, 8 in. tail w/#10 fork and stripped end, white | Bag of 25 | 30-3470 |
| 12 AWG stranded, 8 in. tail w/#10 fork and stripped end, white | Bulk pack of 1,000 | 30-3570 |
| 12 AWG stranded, 8 in. tail w/#10 fork and stripped end, black | Bag of 25 | 30-3471 |
| 12 AWG stranded, 8 in. tail w/#10 fork and stripped end, black | Bulk pack of 1,000 | 30-3571 |






WIRE TERMINATION

Steel Crimp Connectors



- Designed for making fast, permanent, pressure-type connections
- Long, zinc-plated steel sleeves maximize contact area with conductors
- Will not vibrate loose when securely crimped
- UL Listed to 486C and CSA Certified to C22.2 #188; comply with Federal Specification W-S-610E.

| Model | Wire Combination Range | Quantity | Cat. No. |
|---|--|-----------------|---------------|
| 410  | 600V 18 thru 10 AWG Min. 1 #14 & 1 #18 Max. 2 #10 & 2 #14 | Box of 100 | 30-410 |
| | | Carton of 1,000 | 30-510 |
| | | Keg of 10,000 | 30-610 |
|  | 600V 18 thru 8 AWG Min. 3 #12 Max. 4 #10 | Box of 50 | 30-411 |
| | | Carton of 1,000 | 30-511 |
|  | 600V 18 thru 4 AWG Min. 1 #14 & 1 #16 Max. 2 #8 & 1 #6 | Box of 50 | 30-412 |
| | | Carton of 1,000 | 30-512 |

**IDEAL hand crimp tools U.L. listed for Model 410, 411, 412:
30-425, 30-429, 30-430.**



Wrap-Cap® Insulators

- Provide high dielectric and physical protection for UL Listed, non-insulated pressure-type wire connectors
- Cap and loop design eliminates need for tape
- Unique design completely covers splice – insulates both around and between wires
- Reusable and easy to install
- UL Listed to 486C and CSA Certified for 600V maximum building wiring (1,000V maximum for fixtures and signs); temperature rated at 75°C (167°F) maximum






| Model | Description | Quantity | Cat. No. |
|-------|---|-----------------|---------------|
| 415 | Insulator Model 410 Connectors can also be used on Buchanan 2006S & 2011S Copper Crimps | Box of 50 | 30-445 |
| | | Carton of 1,000 | 30-515 |
| 417 | Insulator for Model 411 & 412 Connectors can also be used on Buchanan 2011S Copper Crimps | Box of 25 | 30-447 |
| | | Carton of 1,000 | 30-517 |



Pre-Insulated Crimp Connectors

- Three models cover a wide range of wire combinations from 22 AWG stranded through 8 AWG stranded
- Compact design fits easily into tight locations
- Flared skirt protects against turned-back strands
- Beveled opening eases wire entry
- Tough, UL 94V-2 flame-retardant shell rated at 105°C (221°F)

| Model | Wire Combination Range | Quantity | Cat. No. |
|--|---|----------|---------------|
| 48  | 600V* Min. 2 #22 Max. 1 #14 w/2 #18 | 1,000 | 30-245 |
| | | 10,000 | 30-645 |
| 49  | 600V* Min. 1 #22 w/1 #18 Max. 1 #12 w/1 #16 | 1,000 | 30-249 |
| | | 10,000 | 30-649 |
| NC-8  | 600V* Min. 4 w/#16 Max. 1 #12 w/4 #14 | 1,000 | 30-148 |
| | | 5,000 | 30-648 |

*1,000V maximum in fixtures and signs.



800 Series Nylon Intermediate Heavy Duty Terminal Blocks



The **800 Series** line of 600V blocks is conservatively rated up to 150A for a single 1/0 AWG copper wire.

- Exceptionally compact block accepts single wire or combinations up to 1/0
- 92 circuits per 6 foot length
- Tubular screw contact style accepts AWG sizes from 12 to 1/0, solid or stranded
- Two-way mounting base fits standard channel or mounts directly to flat surfaces
- Only one end section needed per block assembly
- Readily identifiable circuits – write directly on painted marking surface or use removable vinyl marking strip
- Nylon housing for rugged applications, 7/16 -20 slotted headless screws
- Snap-fit with Heavy-Duty Nylon and Phenolic and Fuse Blocks

Specifications

Center-to-Center Spacing: .75 in. CL: 16 circuits per foot.

WIRE RANGE: Solid or Stranded

Tubular Screw – 1 #1/0, 1 #1 AWG, 1 #2 AWG, 1 or 2 #4 AWG, 1 to 3 #6 AWG, 2, 3 or 5 #8 AWG, 1 to 6 #10 AWG, 1 to 7 #12 AWG

400 Series Phenolic Ultra Heavy Duty – 250 KCMIL (MCM) Terminal Blocks



This **Ultra Heavy Duty** line is rated up to 255A with a single 250 MCM conductor.

- Compact block accepts wire sizes up to 2/0 or 250 KCMIL (MCM)
- 57 circuits per 6 foot length
- Tubular screw contact style for maximum electrical rating
- Block mounts directly on flat surface or standard channel
- Only one end section needed per block assembly
- Readily identifiable circuits – write directly on painted marking area or use removable vinyl marking strip
- Hex socket screws allow maximum torque when using large wire sizes
- High current capacity snap-fit sectional blocks do not snap-fit with other block styles

Specifications

Center-to-Center Spacing: 1.19 in. CL: 9 circuits per foot.

WIRE RANGE: Solid or Stranded

Tubular Screw – 1 #2/0, 1 #1/0, 1 #1 AWG, 1 or 2 #2 AWG, 1 to 3 #4 AWG, 1 to 3 #6 AWG, 1 to 4 #8 AWG, 1 to 6 #10 AWG, 2 to 8 #12 AWG


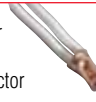
Tubular Screw – 1 #250 KCMIL, 1 #4/0, 1 #3/0, 1 or 2 #2/0, 1 or 2 #1/0, 1 or 2 #1 AWG, 1 to 3 #2 AWG, 1 to 4 #4 AWG, 1 to 5 #6 AWG

Ordering Information - pgs. A-30 & A-31

| Catalog Number | Mounting Style | Ampacity | Contact Type | Screw Type | Wire Range (AWG) | Wire Strip Length |
|----------------|-------------------------------|----------|---------------------|----------------------------|------------------|-------------------|
| 824 | Painted Two-Way Mounting Base | 150A | Tubular Screw | 7/16-20 Slotted Headless | 12 to 1/0 | 11/16 in. |
| 830 | End-Section | — | — | — | — | — |
| 426 | Painted Two-Way Mounting Base | 175A | Tubular Screw | 1/2-30 Hex Socket | #12-2/0 | 1 in. |
| 427 | Painted Two-Way Mounting Base | 255A | Tubular Screw | 3/4-16 Hex Socket | #6-250 KCMIL/MCM | 1 in. |
| 430 | End-Section | — | — | — | — | — |
| 351 | Direct Mount (Flat Base) | 30A | Strap Screw | 10-32 Binding Head | #22 to #8 | — |
| 0351 | Channel Mount (Dovetail Base) | | | | | |
| 358 | Direct Mount (Flat Base) | 30A | Strap Clamp | 8-32 Pan Head w/Clamp | #18 to #8 | 1/2 in. |
| 0358 | Channel Mount (Dovetail Base) | | | | | |
| 352 | Direct Mount (Flat Base) | 30A | Tubular Screw | 1/4-28 Set Screw | #18 to #8 | 1/2 in. |
| 0352 | Channel Mount (Dovetail Base) | | | | | |
| 330 | End-Section (Direct Mount) | — | — | — | — | — |
| 0330 | End-Section (Channel Mount) | — | — | — | — | — |
| Catalog Number | Number of Circuits | Ampacity | Contact Type | Screw Type | Wire Range (AWG) | |
| B102 | 2 | 50A | Strap Screw (Steel) | 10-32 Slotted Binding Head | #18 to #8 | |
| B104 | 4 | | | | | |
| B106 | 6 | | | | | |
| B108 | 8 | | | | | |
| B112 | 12 | | | | | |

Splice Cap Crimp Connectors

- Designed for making fast, permanent, pressure-type connections
- Solid copper sleeves require less crimping pressure
- Resist corrosion in harsh environments
- UL 486C Listed and CSA C22.2 #188 Certified; comply with Federal Specification W-S-61D



| Description | Wire Combination Range | Quantity | Cat. No. |
|---|---|--------------|---------------|
|  Copper Crimp Connector | 600V* 18 to 10 AWG Min. 2 #18 Max. 4 #12 | Box of 100 | 2006S |
| | | Bag of 1,000 | 2006SB |
|  Copper Crimp Connector | 600V* 14 to 4 AWG Min. 2 #10 Max. 2 #6 | Box of 50 | 2011S |
| | | Bag of 500 | 2011SB |

*1,000V maximum in fixtures and signs




Splice Cap Insulators

- Convenient, safe and fast installation
- Snap-on nylon construction
- Rated at 105°C (221°F) – 600V (1,000V maximum in fixtures and signs)

| For Connector Model | Quantity | Cat. No. |
|--|--------------|--------------|
|  2006S | Box of 100 | 2007 |
| | Bag of 1,000 | 2007B |
|  2011S | Box of 50 | 2014 |
| | Bag of 500 | 2014B |




Four-Way Crimp Tool

- Patented design ensures even compression and reliable connectors
- Spring-loaded, cam-actuated plungers
- Fingertip adjustment for different connector sizes






| Description | Cat. No. |
|---------------------|-------------|
| Four-Way Crimp Tool | C-24 |



Mounting Channels

| Mounting Channels | Length | Cat. No. | For use with: |
|--|----------------|------------------------|--|
|  Miniature Channel | 3 ft. | 12 | Heavy-Duty (200 Series) Miniature (100 Series) |
|  Steel Channel | 6 ft. 3 ft. | 60 63 | Medium Duty (900 Series) Heavy Duty (200 Series) Intermediate Heavy Duty (800 Series) Ultra Heavy Duty (400 Series) Fuse Blocks (300 Series) |
|  Aluminum Channel (Pre-punched) | 6 ft. 3 ft. | 64 67 | Medium Duty (900 Series) Heavy Duty (200 Series) Intermediate Heavy Duty (800 Series) Ultra Heavy Duty (400 Series) Fuse Blocks (300 Series) |

Channel Clamps

| Mounting Channels | Cat. No. | For use with: |
|---|-----------|---|
|  Miniature Clamp | 11 | High Density Miniature (100 Series) Heavy-Duty (200 Series) |
|  Universal Clamp | 68 | High Density Miniature (100 Series) Medium Duty (900 Series) Heavy Duty (200 Series) Intermediate Heavy Duty (800 Series) Ultra Heavy Duty (400 Series) Fuse Blocks (300 Series) |
|  Screw Clamp | 61 | High Density Miniature (100 Series) Medium Duty (900 Series) Heavy Duty (200 Series) Intermediate Heavy Duty (800 Series) Ultra Heavy Duty (400 Series) Fuse Blocks (300 Series) |

Jumpers

| Description | Cat. No. | Available for: |
|--|-----------|----------------------------------|
|  Jumpers for Tubular Contacts | 41 | Heavy-Duty Phenolic (200 Series) |
| | 42 | Heavy Duty (200 Series) |
| | 70 | Medium Duty (900 Series) |
|  | 43 | Heavy-Duty Phenolic (200 Series) |

Tuff-Rod™ Fishing Poles

- Strong, lightweight, flexible extendable fiberglass rod kits
- Use to reach and pull wires over suspended ceilings, in cable trays or through interior walls
- Packaged in clear tubes for protection and long-term storage



Tuff-Rod™ Regular Flex

- 1/4 in. white fiberglass
- Extra stiffness for added control when maneuvering wires

| Description | Cat. No. |
|---|---------------|
| 12 ft. kit with fixed bullet nose and threaded J hook (3 ea. 4 ft. sections) | 31-611 |
| 24 ft. kit with fixed bullet nose and threaded bullet nose (4 ea. 6 ft. sections) | 31-612 |
| 12 pack of 1/4 in. x 4 ft. Regular Flex Replacement Rods | 31-643 |
| 12 pack of 1/4 in. x 6 ft. Regular Flex Replacement Rods | 31-644 |

Tuff-Rod™ Extra Flex Glow

- 3/16 in. pale green luminescent fiberglass
- Glow-in-the-dark material for easy use in attics, basements and other dim lit areas


| Description | Cat. No. |
|---|---------------|
| 12 ft. kit with fixed bullet nose and threaded J hook (3 ea. 4 ft. sections) | 31-631 |
| 30 ft. kit with fixed bullet nose and threaded bullet nose (5 ea. 6 ft. sections) | 31-633 |
| 12 pack of 3/16 in. x 4 ft. Extra Flex Glow Replacement Rods | 31-647 |
| 12 pack of 3/16 in. x 6 ft. Extra Flex Glow Replacement Rods | 31-648 |

Accessory Kits

- Includes replacement heads, one threaded bullet nose, one threaded J hook and one threaded whisk



| Description | Cat. No. |
|------------------------|---------------|
| 3/16 in. Accessory kit | 31-651 |
| 1/4 in. Accessory kit | 31-652 |





WIRE TERMINATION

Grounding Accessories



- Solid and stranded pigtail lead wires are convenient for device grounding applications
- Grounding screws offer a unique thread-forming, hole-finding feature plus combination hex, Phillips, slotted and Robertson head
- Safe, fast and efficient for cost-effective grounding jobs
- Ensures compliance with Article 250 of the National Electrical Code

Non-Grounding Pigtails

- 8 in. 12 AWG Stranded Pigtails - White or Black, #10 Fork & Stripped end

Stranded Wire



Solid Wire



Pigtail Wire Connectors



Grounding Screws



| Solid Wire Grounding Tails | Quantity/Pkg. | Cat. No. |
|--|-----------------------------------|----------------|
| 14 AWG solid, 8 in. tail w/loop & ground screw and stripped end | Box of 50 | 30-3390 |
| 12 AWG solid, 6.5" tail w/loop & ground screw and stripped end | Box of 50 | 30-3404 |
| 12 AWG solid, 6.5" tail w/loop & ground screw and stripped end | Bulk Pack of 1,000 | 30-3402 |
| 12 AWG solid, 8 in. tail w/loop & ground screw and stripped end | Box of 50 | 30-3392 |
| 12 AWG solid, 8 in. tail w/loop & ground screw and stripped end | Plastic Box of 100 | 30-3399 |
| 12 AWG solid, 8 in. tail w/loop & ground screw and stripped end | Bulk Pack of 1,000 | 30-3496 |
| 12 AWG solid, 10 in. tail w/loop & ground screw and stripped end | Bag of 50 | 30-3410 |
| 12 AWG solid, 10 in. tail w/loop & ground screw and stripped end | Bulk Pack of 500 | 30-3394 |
| 12 AWG solid, 12 in. tail w/loop & ground screw and stripped end | Box of 50 | 30-3498 |
| 12 AWG solid, 12 in. tail w/loop & ground screw and stripped end | Bulk Pack of 1,000 | 30-3396 |
| Stranded Wire Grounding Tails | Quantity/Pkg. | Cat. No. |
| 14 AWG stranded, 8 in. tail w/#10 fork & #10 ring and ground screw | Bag of 25 | 30-3183 |
| 12 AWG stranded, 8 in. tail w/#10 fork & #10 ring and ground screw | Bag of 25 | 30-3184 |
| 12 AWG stranded, 8 in. tail w/#10 ring & ground screw and stripped end | Bulk Pack of 1,000 | 30-3201 |
| 12 AWG stranded, 8 in. tail w/#10 fork & #10 ring and ground screw | Bulk pack of 1,000 (bundle of 50) | 30-3284 |
| 12 AWG stranded, 8 in. tail w/#10 fork & #10 ring and ground screw | Plastic box of 50 | 30-3385 |
| 12 AWG stranded, 8 in. tail w/#10 fork & #10 ring | Bulk pack of 1,000 | 30-3285 |
| 12 AWG stranded, 8 in. tail w/#10 fork and stripped end | Bag of 25 | 30-3480 |
| 12 AWG stranded, 8 in. tail w/#10 fork and stripped end | Bulk pack of 1,000 | 30-3580 |

| Stranded Wire Grounding Tails (cont.) | Quantity/Pkg. | Cat. No. |
|---|--------------------|----------------|
| 12 AWG stranded, 10 in. tail w/#10 fork & #10 ring and ground screw | Box of 50 | 30-3310 |
| 12 AWG stranded, 10 in. tail w/#10 fork & #10 ring and ground screw | Bulk pack of 500 | 30-3311 |
| 12 AWG stranded, 12 in. tail w/#10 fork & #10 ring and ground screw | Box of 50 | 30-3412 |
| 12 AWG stranded, 12 in. tail w/#10 fork & #10 ring and ground screw | Bulk pack of 1,000 | 30-3413 |
| Combo Tails | Quantity/Pkg. | Cat. No. |
| 2-wire combo: 12 AWG solid tail, one stripped end, one end w/ground screw; joined to 12 AWG stranded tail at a ring terminal, w/fork terminal on second end | Box of 500 | 30-3286 |
| 2-wire combo: 12 AWG stranded w/#10 ring & ground screw, one stripped-end tail and one #10 fork tail | Bag of 25 | 30-3287 |
| 2-wire combo: 12 AWG stranded w/#10 ring and ground screw and two #10 fork tails | Bag of 25 | 30-3288 |
| 3-wire combo: 12 AWG stranded w/#10 ring & ground screw, one stripped-end tail and two #10 fork tails | Bag of 25 | 30-3289 |
| Miscellaneous Grounding Products | Quantity/Pkg. | Cat. No. |
| Ground screw, thread-forming, hole-finding, combination hex, Phillips, slotted and Robertson tip | Jar of 100 | 30-3594 |
| | Card of 50 | 30-3194 |
| Non-Grounding Stranded Wire Pigtails | Quantity/Pkg. | Cat. No. |
| 12 AWG stranded, 8 in. tail w/#10 fork and stripped end, white | Bag of 25 | 30-3470 |
| 12 AWG stranded, 8 in. tail w/#10 fork and stripped end, white | Bulk pack of 1,000 | 30-3570 |
| 12 AWG stranded, 8 in. tail w/#10 fork and stripped end, black | Bag of 25 | 30-3471 |
| 12 AWG stranded, 8 in. tail w/#10 fork and stripped end, black | Bulk pack of 1,000 | 30-3571 |






WIRE TERMINATION

Steel Crimp Connectors



- Designed for making fast, permanent, pressure-type connections
- Long, zinc-plated steel sleeves maximize contact area with conductors
- Will not vibrate loose when securely crimped
- UL Listed to 486C and CSA Certified to C22.2 #188; comply with Federal Specification W-S-610E.

| Model | Wire Combination Range | Quantity | Cat. No. |
|---|--|-----------------|---------------|
| 410  | 600V 18 thru 10 AWG Min. 1 #14 & 1 #18 Max. 2 #10 & 2 #14 | Box of 100 | 30-410 |
| | | Carton of 1,000 | 30-510 |
| | | Keg of 10,000 | 30-610 |
|  | 600V 18 thru 8 AWG Min. 3 #12 Max. 4 #10 | Box of 50 | 30-411 |
| | | Carton of 1,000 | 30-511 |
|  | 600V 18 thru 4 AWG Min. 1 #14 & 1 #16 Max. 2 #8 & 1 #6 | Box of 50 | 30-412 |
| | | Carton of 1,000 | 30-512 |

**IDEAL hand crimp tools U.L. listed for Model 410, 411, 412:
30-425, 30-429, 30-430.**



Wrap-Cap® Insulators

- Provide high dielectric and physical protection for UL Listed, non-insulated pressure-type wire connectors
- Cap and loop design eliminates need for tape
- Unique design completely covers splice – insulates both around and between wires
- Reusable and easy to install
- UL Listed to 486C and CSA Certified for 600V maximum building wiring (1,000V maximum for fixtures and signs); temperature rated at 75°C (167°F) maximum






| Model | Description | Quantity | Cat. No. |
|-------|---|-----------------|---------------|
| 415 | Insulator Model 410 Connectors can also be used on Buchanan 2006S & 2011S Copper Crimps | Box of 50 | 30-445 |
| | | Carton of 1,000 | 30-515 |
| 417 | Insulator for Model 411 & 412 Connectors can also be used on Buchanan 2011S Copper Crimps | Box of 25 | 30-447 |
| | | Carton of 1,000 | 30-517 |



Pre-Insulated Crimp Connectors

- Three models cover a wide range of wire combinations from 22 AWG stranded through 8 AWG stranded
- Compact design fits easily into tight locations
- Flared skirt protects against turned-back strands
- Beveled opening eases wire entry
- Tough, UL 94V-2 flame-retardant shell rated at 105°C (221°F)

| Model | Wire Combination Range | Quantity | Cat. No. |
|--|---|----------|---------------|
| 48  | 600V* Min. 2 #22 Max. 1 #14 w/2 #18 | 1,000 | 30-245 |
| | | 10,000 | 30-645 |
| 49  | 600V* Min. 1 #22 w/1 #18 Max. 1 #12 w/1 #16 | 1,000 | 30-249 |
| | | 10,000 | 30-649 |
| NC-8  | 600V* Min. 4 w/#16 Max. 1 #12 w/4 #14 | 1,000 | 30-148 |
| | | 5,000 | 30-648 |

*1,000V maximum in fixtures and signs.



800 Series Nylon Intermediate Heavy Duty Terminal Blocks



The **800 Series** line of 600V blocks is conservatively rated up to 150A for a single 1/0 AWG copper wire.

- Exceptionally compact block accepts single wire or combinations up to 1/0
- 92 circuits per 6 foot length
- Tubular screw contact style accepts AWG sizes from 12 to 1/0, solid or stranded
- Two-way mounting base fits standard channel or mounts directly to flat surfaces
- Only one end section needed per block assembly
- Readily identifiable circuits – write directly on painted marking surface or use removable vinyl marking strip
- Nylon housing for rugged applications, 7/16 -20 slotted headless screws
- Snap-fit with Heavy-Duty Nylon and Phenolic and Fuse Blocks

Specifications

Center-to-Center Spacing: .75 in. CL: 16 circuits per foot.

WIRE RANGE: Solid or Stranded

Tubular Screw – 1 #1/0, 1 #1 AWG, 1 #2 AWG, 1 or 2 #4 AWG, 1 to 3 #6 AWG, 2, 3 or 5 #8 AWG, 1 to 6 #10 AWG, 1 to 7 #12 AWG

400 Series Phenolic Ultra Heavy Duty – 250 KCMIL (MCM) Terminal Blocks



This **Ultra Heavy Duty** line is rated up to 255A with a single 250 MCM conductor.

- Compact block accepts wire sizes up to 2/0 or 250 KCMIL (MCM)
- 57 circuits per 6 foot length
- Tubular screw contact style for maximum electrical rating
- Block mounts directly on flat surface or standard channel
- Only one end section needed per block assembly
- Readily identifiable circuits – write directly on painted marking area or use removable vinyl marking strip
- Hex socket screws allow maximum torque when using large wire sizes
- High current capacity snap-fit sectional blocks do not snap-fit with other block styles

Specifications

Center-to-Center Spacing: 1.19 in. CL: 9 circuits per foot.

WIRE RANGE: Solid or Stranded

Tubular Screw – 1 #2/0, 1 #1/0, 1 #1 AWG, 1 or 2 #2 AWG, 1 to 3 #4 AWG, 1 to 3 #6 AWG, 1 to 4 #8 AWG, 1 to 6 #10 AWG, 2 to 8 #12 AWG


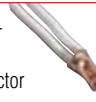
Tubular Screw – 1 #250 KCMIL, 1 #4/0, 1 #3/0, 1 or 2 #2/0, 1 or 2 #1/0, 1 or 2 #1 AWG, 1 to 3 #2 AWG, 1 to 4 #4 AWG, 1 to 5 #6 AWG

Ordering Information - pgs. A-30 & A-31

| Catalog Number | Mounting Style | Ampacity | Contact Type | Screw Type | Wire Range (AWG) | Wire Strip Length |
|----------------|-------------------------------|----------|---------------------|----------------------------|------------------|-------------------|
| 824 | Painted Two-Way Mounting Base | 150A | Tubular Screw | 7/16-20 Slotted Headless | 12 to 1/0 | 11/16 in. |
| 830 | End-Section | — | — | — | — | — |
| 426 | Painted Two-Way Mounting Base | 175A | Tubular Screw | 1/2-30 Hex Socket | #12-2/0 | 1 in. |
| 427 | Painted Two-Way Mounting Base | 255A | Tubular Screw | 3/4-16 Hex Socket | #6-250 KCMIL/MCM | 1 in. |
| 430 | End-Section | — | — | — | — | — |
| 351 | Direct Mount (Flat Base) | 30A | Strap Screw | 10-32 Binding Head | #22 to #8 | — |
| 0351 | Channel Mount (Dovetail Base) | | | | | |
| 358 | Direct Mount (Flat Base) | 30A | Strap Clamp | 8-32 Pan Head w/Clamp | #18 to #8 | 1/2 in. |
| 0358 | Channel Mount (Dovetail Base) | | | | | |
| 352 | Direct Mount (Flat Base) | 30A | Tubular Screw | 1/4-28 Set Screw | #18 to #8 | 1/2 in. |
| 0352 | Channel Mount (Dovetail Base) | | | | | |
| 330 | End-Section (Direct Mount) | — | — | — | — | — |
| 0330 | End-Section (Channel Mount) | — | — | — | — | — |
| Catalog Number | Number of Circuits | Ampacity | Contact Type | Screw Type | Wire Range (AWG) | |
| B102 | 2 | 50A | Strap Screw (Steel) | 10-32 Slotted Binding Head | #18 to #8 | |
| B104 | 4 | | | | | |
| B106 | 6 | | | | | |
| B108 | 8 | | | | | |
| B112 | 12 | | | | | |

Splice Cap Crimp Connectors

- Designed for making fast, permanent, pressure-type connections
- Solid copper sleeves require less crimping pressure
- Resist corrosion in harsh environments
- UL 486C Listed and CSA C22.2 #188 Certified; comply with Federal Specification W-S-61D



| Description | Wire Combination Range | Quantity | Cat. No. |
|--|---|--------------|---------------|
|  Copper Crimp Connector | 600V* 18 to 10 AWG Min. 2 #18 Max. 4 #12 | Box of 100 | 2006S |
| | | Bag of 1,000 | 2006SB |
|  Copper Crimp Connector | 600V* 14 to 4 AWG Min. 2 #10 Max. 2 #6 | Box of 50 | 2011S |
| | | Bag of 500 | 2011SB |

*1,000V maximum in fixtures and signs




Splice Cap Insulators

- Convenient, safe and fast installation
- Snap-on nylon construction
- Rated at 105°C (221°F) – 600V (1,000V maximum in fixtures and signs)

| For Connector Model | Quantity | Cat. No. |
|---|--------------|--------------|
|  2006S | Box of 100 | 2007 |
| | Bag of 1,000 | 2007B |
|  2011S | Box of 50 | 2014 |
| | Bag of 500 | 2014B |




Four-Way Crimp Tool

- Patented design ensures even compression and reliable connectors
- Spring-loaded, cam-actuated plungers
- Fingertip adjustment for different connector sizes






| Description | Cat. No. |
|---------------------|-------------|
| Four-Way Crimp Tool | C-24 |



Mounting Channels

| Mounting Channels | Length | Cat. No. | For use with: |
|---|----------------|------------------------|--|
|  Miniature Channel | 3 ft. | 12 | Heavy-Duty (200 Series) Miniature (100 Series) |
|  Steel Channel | 6 ft. 3 ft. | 60 | Medium Duty (900 Series) Heavy Duty (200 Series) Intermediate Heavy Duty (800 Series) Ultra Heavy Duty (400 Series) Fuse Blocks (300 Series) |
| | | 63 | |
|  Aluminum Channel (Pre-punched) | 6 ft. 3 ft. | 64 67 | Medium Duty (900 Series) Heavy Duty (200 Series) Intermediate Heavy Duty (800 Series) Ultra Heavy Duty (400 Series) Fuse Blocks (300 Series) |

Channel Clamps

| Mounting Channels | Cat. No. | For use with: |
|--|-----------|---|
|  Miniature Clamp | 11 | High Density Miniature (100 Series) Heavy-Duty (200 Series) |
|  Universal Clamp | 68 | High Density Miniature (100 Series) Medium Duty (900 Series) Heavy Duty (200 Series) Intermediate Heavy Duty (800 Series) Ultra Heavy Duty (400 Series) Fuse Blocks (300 Series) |
| | | |
|  Screw Clamp | 61 | High Density Miniature (100 Series) Medium Duty (900 Series) Heavy Duty (200 Series) Intermediate Heavy Duty (800 Series) Ultra Heavy Duty (400 Series) Fuse Blocks (300 Series) |

Jumpers

| Description | Cat. No. | Available for: |
|---|-----------|----------------------------------|
|  Jumpers for Tubular Contacts | 41 | Heavy-Duty Phenolic (200 Series) |
| | 42 | Heavy Duty (200 Series) |
| | 70 | Medium Duty (900 Series) |
|  | 43 | Heavy-Duty Phenolic (200 Series) |

Tuff-Rod™ Fishing Poles

- Strong, lightweight, flexible extendable fiberglass rod kits
- Use to reach and pull wires over suspended ceilings, in cable trays or through interior walls
- Packaged in clear tubes for protection and long-term storage



Tuff-Rod™ Regular Flex

- 1/4 in. white fiberglass
- Extra stiffness for added control when maneuvering wires

| Description | Cat. No. |
|---|---------------|
| 12 ft. kit with fixed bullet nose and threaded J hook (3 ea. 4 ft. sections) | 31-611 |
| 24 ft. kit with fixed bullet nose and threaded bullet nose (4 ea. 6 ft. sections) | 31-612 |
| 12 pack of 1/4 in. x 4 ft. Regular Flex Replacement Rods | 31-643 |
| 12 pack of 1/4 in. x 6 ft. Regular Flex Replacement Rods | 31-644 |

Tuff-Rod™ Extra Flex Glow

- 3/16 in. pale green luminescent fiberglass
- Glow-in-the-dark material for easy use in attics, basements and other dim lit areas

| Description | Cat. No. |
|---|---------------|
| 12 ft. kit with fixed bullet nose and threaded J hook (3 ea. 4 ft. sections) | 31-631 |
| 30 ft. kit with fixed bullet nose and threaded bullet nose (5 ea. 6 ft. sections) | 31-633 |
| 12 pack of 3/16 in. x 4 ft. Extra Flex Glow Replacement Rods | 31-647 |
| 12 pack of 3/16 in. x 6 ft. Extra Flex Glow Replacement Rods | 31-648 |

Accessory Kits

- Includes replacement heads, one threaded bullet nose, one threaded J hook and one threaded whisk



| Description | Cat. No. |
|------------------------|---------------|
| 3/16 in. Accessory kit | 31-651 |
| 1/4 in. Accessory kit | 31-652 |

