




UNIVERSAL BEAM CLAMP, THICK FLANGE, ELECTROGALV. 3/8" ROD, 1 1/4" MAX FLANGE

CATALOG NUMBER

3100037EG



CERTIFICATIONS



FEATURES

Universal beam clamp for thick beams

Conforms with Federal Specification WW-H-171 (Type 23), Manufacturers Standardization Society (MSS) SP-58 (Type 19 and 23)

PRODUCT ATTRIBUTES

Material: Cast Iron

Finish: Electrogalvanized

Rod Size (RS): 3/8"

Flange Thickness (FT): 1 1/4" Max

A: 1"

Torque (TQ): 5 ft·lbf

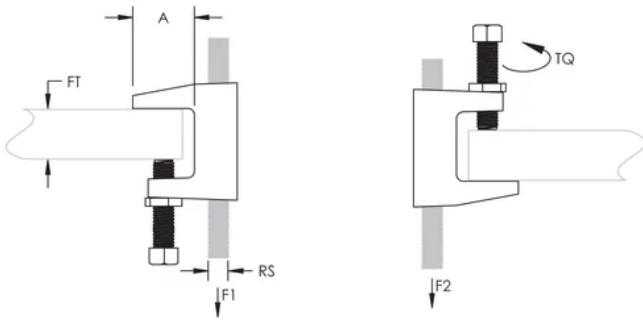
Static Load 1 (F1): 500lb

Static Load 2 (F2): 250lb

ADDITIONAL PRODUCT DETAILS

Setscrew must be tightened and torqued onto the sloped side of the I-beam.

DIAGRAMS



WARNING

nVent products shall be installed and used only as indicated in nVent's product instruction sheets and training materials. Instruction sheets are available at www.nvent.com and from your nVent customer service representative. Improper installation, misuse, misapplication or other failure to completely follow nVent's instructions and warnings may cause product malfunction, property damage, serious bodily injury and death and/or void your warranty.

North America

+1.800.753.9221
Option 1 – Customer Care
Option 2 – Technical Support

Europe

Netherlands:
+31 800-0200135
France:
+33 800 901 793

Europe

Germany:
800 1890272
Other Countries:
+31 13 5835404

APAC

Shanghai:
+ 86 21 2412 1618/19
Sydney:
+61 2 9751 8500




Our powerful portfolio of brands:
nVent.com **CADDY ERICO HOFFMAN RAYCHEM SCHROFF**
TRACER



UNIVERSAL BEAM CLAMP, THICK FLANGE, ELECTROGALV. 3/8" ROD, 1 1/4" MAX FLANGE

CATALOG NUMBER

3100037EG



CERTIFICATIONS



FEATURES

Universal beam clamp for thick beams

Conforms with Federal Specification WW-H-171 (Type 23), Manufacturers Standardization Society (MSS) SP-58 (Type 19 and 23)

PRODUCT ATTRIBUTES

Material: Cast Iron

Finish: Electrogalvanized

Rod Size (RS): 3/8"

Flange Thickness (FT): 1 1/4" Max

A: 1"

Torque (TQ): 5 ft·lbf

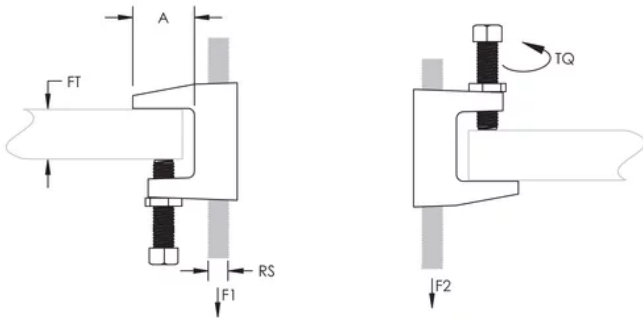
Static Load 1 (F1): 500lb

Static Load 2 (F2): 250lb

ADDITIONAL PRODUCT DETAILS

Setscrew must be tightened and torqued onto the sloped side of the I-beam.

DIAGRAMS



WARNING

nVent products shall be installed and used only as indicated in nVent's product instruction sheets and training materials. Instruction sheets are available at www.nvent.com and from your nVent customer service representative. Improper installation, misuse, misapplication or other failure to completely follow nVent's instructions and warnings may cause product malfunction, property damage, serious bodily injury and death and/or void your warranty.

North America

+1.800.753.9221
Option 1 – Customer Care
Option 2 – Technical Support

Europe

Netherlands:
+31 800-0200135
France:
+33 800 901 793

Europe

Germany:
800 1890272
Other Countries:
+31 13 5835404

APAC

Shanghai:
+ 86 21 2412 1618/19
Sydney:
+61 2 9751 8500



Our powerful portfolio of brands:
nVent.com **CADDY ERICO HOFFMAN RAYCHEM SCHROFF**
TRACER