

## Round/Octagon Boxes and Accessories

### 4" Round Boxes

CAT. NO.	DEPTH (IN.)	CU. IN. CAPACITY	DESCRIPTION	KNOCKOUTS (IN.)	
				CONDUIT BOTTOM	STD. CTN.
<b>With Conduit KOs</b>					
56111	½	6.0	Steel outlet box	4-½	50
56111-CFB*	½	6.0	Ceiling fan box with plastic Romex connector included. NC501-SC	2-½	10

\*Meets NEC® 314.27(c) up to 35 lb. fan.

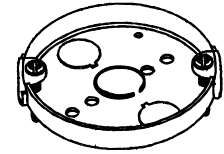
56111-CFB is shipped with plastic cover and all hardware.

50 lb. maximum loading for fixtures.

NEC and National Electrical Code are registered trademarks of the National Fire Protection Association, Inc.



56111



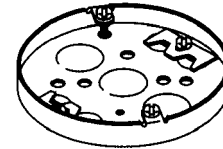
56111-CFB

### 4" Pancake Boxes

CAT. NO.	CU. IN. CAPACITY	DESCRIPTION	STD. CTN.
410-LC	5.8	For Non-Metallic Sheathed Cable, 4" diameter — ½" deep Three ½" KOs in a line and four Loom KOs at opposite ends in bottom. Furnished with two Loom clamps for non-metallic cable with 10/32 deep-slotted screws and two 8/32 x ½" screws in ears*	50

\*Uses Steel City® 500 series covers.

50 lb. maximum loading for fixtures.

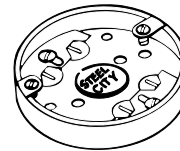


410-LC

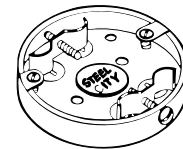
### 3½" Round Boxes

CAT. NO.	DEPTH (IN.)	CU. IN. CAPACITY	CLAMPS	KNOCKOUTS (IN.)		STD. CTN.
				BOTTOM CONDUIT	CABLE	
<b>With Non-Metallic Sheathed Cable Clamps</b>						
36115 C30	½	4.0	C-8	1-½	4	30
36125 D	¾	4.0	C-10	1-½	4	25

50 lb. maximum loading for fixtures.



36115 C30  
Cover screws supplied




36125 D  
Cover screws supplied

### 3¼" Pancake Boxes

CAT. NO.	CU. IN. CAPACITY	DESCRIPTION	STD. CTN.
210-L	4.0	For Non-Metallic Sheathed Cable, 3¼" diameter — ½" deep. Three ½" KOs in a line with four Loom KOs at opposite ends in bottom. Furnished with two 8/32 x ½" screws*	100

\*Uses Steel City® 300 series covers.

50 lb. maximum loading for fixtures.



210-L

### Covers for 3½" Round and Octagon Boxes

CAT. NO.	DESCRIPTION	STD. CTN.
24C1-25	Flat, blank	100
24-C-6	Flat with ½" KO	25



24C1-25



24-C-6

## Round/Octagon Boxes and Accessories

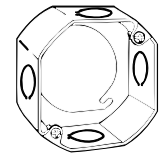
### 3½" Octagon Boxes

CAT. NO.	DEPTH (IN.)	CU. IN. CAPACITY	CLAMPS	KNOCKOUTS (IN.)					STD. CTN.
				EA. SIDE CLAMPS	EA. SIDE CONDUIT	EA. END CONDUIT	EA. END CABLE	BOTTOM CONDUIT	
<b>With Conduit KOs</b>									
241511/2-25	1½	11.8	—	—	1-½	1-½	—	1-½	50
25151 1/2	1½	11.8	—	—	1-½	1-½	—	—	50
<b>With Non-Metallic Sheathed Cable Clamps</b>									
24151N-25	1½	11.8	C-5	—	1-½	—	2	1-½	50
24151-NV	1½	11.8	C-5	—	1-½	—	2	1-½	50

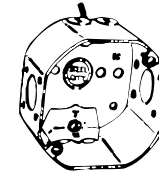
50 lb. maximum loading for fixtures.



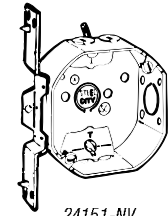
241511/2-25



25151 1/2

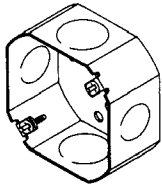


24151N-25

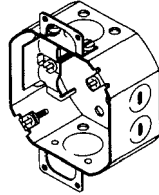


24151-NV  
V bracket  
recessed ½"

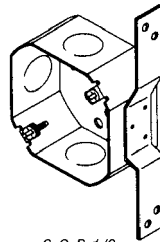
### 3½" Octagon Boxes



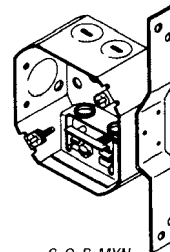
3-0-SPL



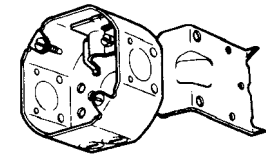
3-0-LCE



3-0-B-1/2



3-0-B-MXN



3-0-LCH

CAT. NO.	DEPTH (IN.)	CU. IN. CAPACITY	DESCRIPTION	CONSTRUCTION TYPE	STD. CTN.
3-0-SPL	1½	11.8	One ½" KO in each of two opposite sides, one ¼" KO in other two sides and one ½" KO in bottom*	Drawn	50
3-0-LCE	1½	11.8	<b>For Non-Metallic Sheathed Cable</b> Two Loom KOs in each of two opposite sides, two ½" KOs in other two sides and one ½" KO in bottom. Two ears, one on each of two opposite sides. Two Loom clamps for use on non-metallic sheathed cable with 10/32 deep-slotted screws assembled*	Drawn	50
3-0-B-1/2	1½	11.8	One ½" KO in each of three sides, flat bracket on fourth side, with one ½" KO in bottom. Flat bracket offset ½" from face*	—	50
3-0-B-MXN	1½	11.8	<b>For Metal-Clad Cable</b> Two Loom KOs in each of two opposite sides, one ½" KO in side opposite bracket and one ½" KO in bottom. Two MXN clamps for MC, AC/BX and non-metallic sheathed cable (NM) included with 10/32 deep-slotted screws. Clamps are UL Listed for use with cable sizes 14/2 through 10/3 with ground. Flat bracket offset ½" from face*	Drawn	50
3-0-LCH	1½	11.8	<b>For Non-Metallic Sheathed Cable</b> Two Loom KOs in each of two opposite sides, one ½" KO in other two sides and one ½" KO in bottom. Two Loom clamps for use on non-metallic sheathed cable with 10/32 deep-slotted screws assembled. Hanger bracket for overhead work*	Drawn	50

\*Uses Steel City® 3½" octagonal extension rings and 300 series rings and covers.


50 lb. maximum loading for fixtures.

## Round/Octagon Boxes and Accessories

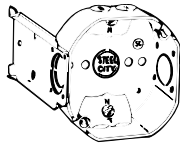
### 4" Octagon Boxes



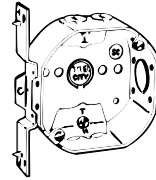
54151 N



54151 NE  
Adjustable ears  
recessed 5/8"



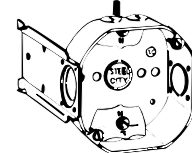
54151 NL  
L bracket flush mounted



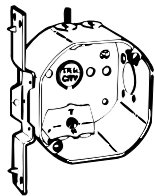
54151 NV  
V bracket recessed 1/2"



54171N-25



54171 NL  
L bracket mounted flush



54171NV-25  
V bracket recessed 1/2"



54151 1/2



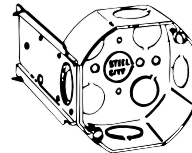
54151 3/4



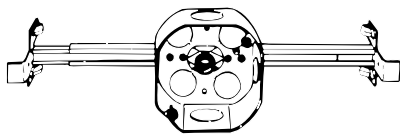
54151 1/2 & 3/4



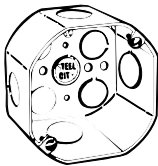
54151 V 1/2  
V bracket  
recessed 1/2"



54151 L 1/2  
L bracket flush mounted



54151 J 1/2 — Mounted on 6010-DW bar adjustable  
10 1/2" to 18 1/2". Offset for 1/2", 3/4" or 7/8" plaster. Maximum  
horizontal positioning. 3/8" fixture stud.



54171 1/2-25



54171 3/4



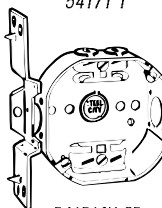
54171 1/2 3/4




54171 1



54151 A



54151AV-25  
V bracket recessed 1/2"



54151 AL  
L bracket mounted flush

CAT. NO.	DEPTH (IN.)	CU. IN. CAPACITY	CLAMPS	BRKTS.	KNOCKOUTS (IN.)				STD. CTN.
					EA. SIDE CONDUIT	EA. END CONDUIT	EA. END CABLE	BOTTOM CONDUIT	
<b>With Non-Metallic Sheathed Cable Clamps</b>									
54151 N	1 1/2	15.8	C-5	—	1-1/2	—	2	1-1/2	50
54151 NE	1 1/2	15.8	C-5	—	1-1/2	—	2	1-1/2	50
54151 NL	1 1/2	15.8	C-5	L	1-1/2	—	2	1-1/2	50
54151 NV	1 1/2	15.8	C-5	V	1-1/2	—	2	1-1/2	50
54171N-25	2 1/2	22.5	C-5	—	1-1/2	—	2	1-1/2	50
54171 NL	2 1/2	22.5	C-5	L	1-1/2	—	2	1-1/2	50
54171NV-25	2 1/2	22.5	C-5	V	1-1/2	—	2	1-1/2	25
<b>With Conduit KOs</b>									
54151 1/2	1 1/2	15.8	—	—	1-1/2	1-1/2	—	5-1/2	50
54151 3/4	1 1/2	15.8	—	—	1-3/4	1-3/4	—	3-1/2 2-3/4	50
54151 1/2 & 3/4	1 1/2	15.8	—	—	1-1/2	1-3/4	—	3-1/2 2-3/4	50
54151 V 1/2	1 1/2	15.8	—	V	1-1/2	1-1/2	—	5-1/2	25
54151 L 1/2	1 1/2	15.8	—	L	1-1/2	1-1/2	—	5-1/2	25
54151 J 1/2	1 1/2	15.8	—	With bar hanger	1-1/2	1-1/2	—	4-1/2	25
54171 1/2-25	2 1/2	22.5	—	1-1/2"	1-1/2	—	5-1/2	50	—
54171 3/4	2 1/2	22.5	—	1-3/4"	1-3/4	—	3-1/2	25	—
54171 1/2 3/4	2 1/2	22.5	—	1-1/2"	1-3/4	—	3-1/2	25	—
54171 1	2 1/2	22.5	—	—	1-1	1-1	—	3-1/2 2-3/4	25
<b>With Armored Cable/Metal-Clad Clamps</b>									
54151 A	1 1/2	15.8	C-3	—	1-1/2	—	2	1-1/2	25
54151AV-25	1 1/2	15.8	C-3	V	1-1/2	—	2	1-1/2	50
54151 AL	1 1/2	15.8	C-3	L	1-1/2	—	2	1-1/2	25

50 lb. maximum loading for fixtures.

## Round/Octagon Boxes and Accessories

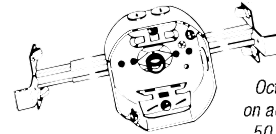
### 4" Octagon Boxes (continued)

CAT. NO.	DEPTH (IN.)	CU. IN. CAPACITY	BAR HANGER NUMBER	BAR LGTH. (IN.)	OFFSET FOR	STUD (IN.)	STD. CTN.
<b>For Non-Metallic Sheathed Cable</b>							
54151 NF	1½	15.8	6010-DW	10½–18½	—	¾	25
54151 NO	1½	15.8	6010-ADW	14½–26½	—	¾	25
54151 NG	1½	15.8	6011-DW	10½–18½	—	Fastener	25
54151 NP	1½	15.8	6011-ADW	14½–26½	—	Fastener	25
<b>For Armored Cable/Metal Clad</b>							
54151 AF	1½	15.8	6010-DW	10½–18½	Drywall	¾	25

50 lb. maximum loading for fixtures.

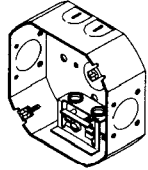


54151 NF  
Octagon box mounted on adjustable bar hanger. 50 lb. load max rating.

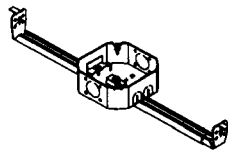


54151 AF  
Octagon box mounted on adjustable bar hanger. 50 lb. load max rating.

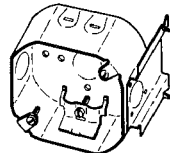
### 4" Octagon Boxes



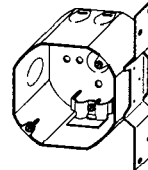
4-OW-MXN



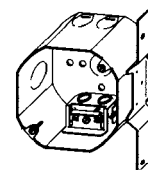
4-OW-LC-BHC




4-O-ULC



4-OD-LCB



4-OD-FB-MXN



4-OD-U-MXN

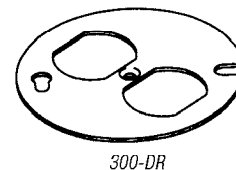
CAT. NO.	DEPTH (IN.)	CU. IN. CAPACITY	DESCRIPTION	CONSTRUCTION TYPE	STD. CTN.
4-OW-MXN	1½	15.5	<b>For Metal-Clad Cable</b> Two Loom KOs in each of two opposite sides, one ½" KO in other two sides and one ½" KO in bottom. Two MXN clamps for MC, AC/BX and non-metallic sheathed cable (NM) included with 10/32 deep-slotted screws. Clamps are UL Listed for use with cable sizes 14/2 through 10/3 with ground*	Welded	50
4-OW-LC-BHC	1½	15.5	<b>For Non-Metallic Sheathed Cable</b> Two Loom KOs in each of two opposite sides, one ½" KO in other two sides. Box mounted with clip to adjustable hanger. Two Loom clamps for use on non-metallic sheathed cable with 10/32 deep-slotted screws assembled*	Welded	25
4-O-ULC	1½	15.5	<b>For Non-Metallic Sheathed Cable</b> Two Loom KOs in each of two opposite sides, ½" KOs in other two sides and one ½" KO in bottom. Two Loom clamps for use on non-metallic sheathed cable with 10/32 deep-slotted screws assembled. U bracket for overhead work*	Drawn	50
4-OD-LCB	2½	21.5	<b>For Non-Metallic Sheathed Cable</b> Two Loom KOs in each of two opposite sides, one ½" KO in side opposite bracket and one ½" KO in bottom. Two Loom clamps for use on non-metallic sheathed cable with 10/32 deep-slotted screws assembled. Flat bracket offset ½" from face*	Drawn	25
4-OD-FB-MXN	2½	21.5	<b>For Metal-Clad Cable</b> Two Loom KOs in each of two opposite sides, one ½" KO in side opposite bracket and one ½" KO in bottom. Two MXN clamps for MC, AC/BX and non-metallic sheathed cable (NM) included with 10/32 deep-slotted screws. Clamps are UL Listed for use with cable sizes 14/2 through 10/3 with ground. Flat bracket offset ½" from face*	Drawn	25
4-OD-U-MXN	2½	21.5	<b>For Metal-Clad Cable</b> Two Loom KOs in each of two opposite sides, one ½" KO in other two sides and one ½" KO in bottom. Two MXN clamps for MC, AC/BX and non-metallic sheathed cable (NM) included with 10/32 deep-slotted screws. Clamps are UL Listed for use with cable sizes 14/2 through 10/3 with ground. U bracket for overhead work*	Drawn	25

\*Uses Steel City® 4" octagonal extension rings and 500 series rings and covers. 50 lb. maximum loading for fixtures.

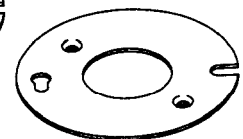
### 3" Octagon Box Covers

CAT. NO.	DESCRIPTION	STD. CTN.
300-DR	Flat — 3½" diameter For duplex receptacle in center. Screw-hole countersunk*	25
300-SR	Flat — 3½" diameter For single receptacle in center. Opening 1.4" in diameter. Screw-holes countersunk*	25

\*Fits any Steel City® 3" octagonal outlet box or extension ring.



300-DR



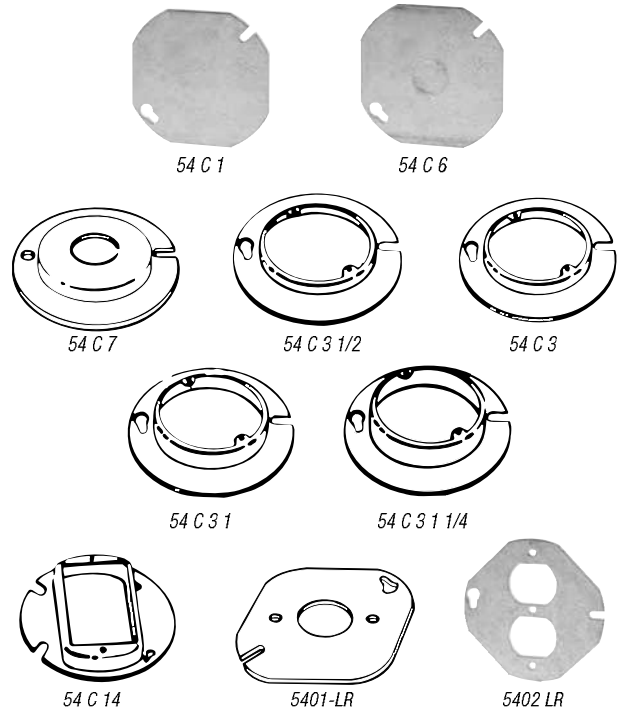
300-SR

## Round/Octagon Boxes and Accessories

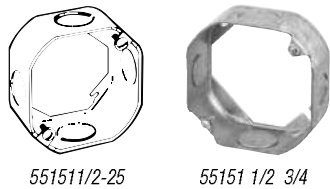
### 4" Round and Octagon Box Covers

CAT. NO.	RAISED (IN.)	DESCRIPTION	CU. IN. CAP.	STD. CTN.
54 C 1	—	Flat, blank	—	50
54 C 6	—	Flat, with 1/2" KO	—	50
54 C 7	3/4	With 1/2" KO	3.5	25
54 C 3 1/2	1/2	Center blanked with tapped ears on 2 3/4" centers	3.0	25
54 C 3	3/4	Center blanked with tapped ears on 2 3/4" centers	3.5	25
54 C 3 1	1	Center blanked with tapped ears 2 3/2" centers	5.8	25
54 C 3 1 1/4	1 1/4	Center blanked with tapped ears on 2 3/2" centers	7.3	25
54 C 14	3/4	For single device	3.5	25
5401-LR	—	Flat, center blanked for single receptacle — 1 1/2" dia. hole	—	25
5402 LR	—	Flat, center blanked for duplex receptacle	—	25

For swivel covers, see accessories section on page A-46.



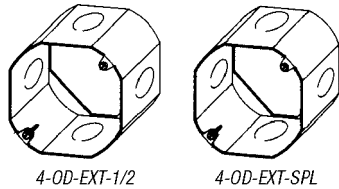
### 4" Octagon Box Extension Rings



551511/2-25      55151 1/2 3/4

CAT. NO.	DEPTH (IN.)	CU. IN. CAPACITY	KNOCKOUTS (IN.)		STD. CTN.
			EA. SIDE CONDUIT	EA. END CONDUIT	
<i>With Conduit KOs</i>					
551511/2-25	1 1/2	15.8	1-1/2	1-1/2	50
55151 1/2 3/4	1 1/2	15.8	1-1/2	1-3/4	25

### 4" Octagon Box Extension Rings

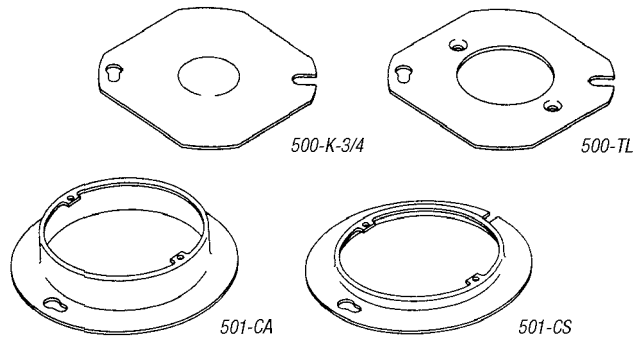


4-OD-EXT-1/2      4-OD-EXT-SPL

CAT. NO.	DEPTH (IN.)	CU. IN. CAPACITY	DESCRIPTION	CONSTRUCTION TYPE	STD. CTN.
4-OD-EXT-1/2	2 1/2	21.5	<b>Extension Ring</b> One 1/2" KO in each of four sides*	Drawn	25
4-OD-EXT-SPL	2 1/2	21.5	<b>Extension Ring</b> One 1/2" KO in each of two opposite sides and one 3/4" KO in other two sides*	Drawn	25

\*Uses Steel City® 4" octagonal outlet boxes and 500 series rings and covers.

### 4" Octagon Box Rings and Covers



CAT. NO.	CU. IN. CAPACITY	DESCRIPTION	STD. CTN.
500-K-3/4	—	<b>Flat — 4" octagonal</b> One 1/4" KO in center*	50
500-TL	—	<b>Flat — 4" octagonal</b> Four-wire twistlock in center. Screw holes countersunk. Opening 1.594" diameter*	25
501-CA	4.5	<b>3/4" raised — 4" diameter</b> Open plaster ring with ears. Ears tapped 3/32"-2 3/32" on centers. Special screw-lock feature in slots*	25
501-CS	1.5	<b>1/4" raised — 4" diameter</b> Open plaster ring with ears. Ears tapped 3/32"-2 3/32" on centers. Special screw-lock feature in slots*	25

\*Fits any Steel City® 4" octagonal outlet box or extension ring.

## Round/Octagon Boxes and Accessories

### 4" Round Boxes

CAT. NO.	DEPTH (IN.)	CU. IN. CAPACITY	DESCRIPTION	KNOCKOUTS (IN.)	
				CONDUIT BOTTOM	STD. CTN.
<b>With Conduit KOs</b>					
56111	½	6.0	Steel outlet box	4-½	50
56111-CFB*	½	6.0	Ceiling fan box with plastic Romex connector included. NC501-SC	2-½	10

\*Meets NEC® 314.27(c) up to 35 lb. fan.

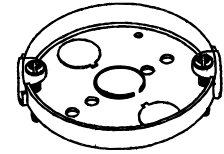
56111-CFB is shipped with plastic cover and all hardware.

50 lb. maximum loading for fixtures.

NEC and National Electrical Code are registered trademarks of the National Fire Protection Association, Inc.



56111



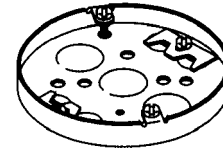
56111-CFB

### 4" Pancake Boxes

CAT. NO.	CU. IN. CAPACITY	DESCRIPTION	STD. CTN.
410-LC	5.8	For Non-Metallic Sheathed Cable, 4" diameter — ½" deep Three ½" KOs in a line and four Loom KOs at opposite ends in bottom. Furnished with two Loom clamps for non-metallic cable with 10/32 deep-slotted screws and two 8/32 x ½" screws in ears*	50

\*Uses Steel City® 500 series covers.

50 lb. maximum loading for fixtures.

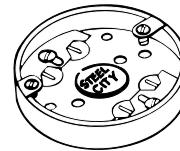


410-LC

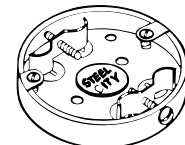
### 3½" Round Boxes

CAT. NO.	DEPTH (IN.)	CU. IN. CAPACITY	CLAMPS	KNOCKOUTS (IN.)		STD. CTN.
				BOTTOM CONDUIT	CABLE	
<b>With Non-Metallic Sheathed Cable Clamps</b>						
36115 C30	½	4.0	C-8	1-½	4	30
36125 D	¾	4.0	C-10	1-½	4	25

50 lb. maximum loading for fixtures.



36115 C30  
Cover screws supplied




36125 D  
Cover screws supplied

### 3¼" Pancake Boxes

CAT. NO.	CU. IN. CAPACITY	DESCRIPTION	STD. CTN.
210-L	4.0	For Non-Metallic Sheathed Cable, ¾" diameter — ½" deep. Three ½" KOs in a line with four Loom KOs at opposite ends in bottom. Furnished with two 8/32 x ½" screws*	100

\*Uses Steel City® 300 series covers.

50 lb. maximum loading for fixtures.



210-L

### Covers for 3½" Round and Octagon Boxes

CAT. NO.	DESCRIPTION	STD. CTN.
24C1-25	Flat, blank	100
24-C-6	Flat with ½" KO	25



24C1-25



24-C-6

## Round/Octagon Boxes and Accessories

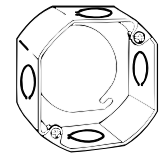
### 3½" Octagon Boxes

CAT. NO.	DEPTH (IN.)	CU. IN. CAPACITY	CLAMPS	KNOCKOUTS (IN.)					STD. CTN.
				EA. SIDE CLAMPS	EA. SIDE CONDUIT	EA. END CONDUIT	EA. END CABLE	BOTTOM CONDUIT	
<b>With Conduit KOs</b>									
241511/2-25	1½	11.8	—	—	1-½	1-½	—	1-½	50
25151 1/2	1½	11.8	—	—	1-½	1-½	—	—	50
<b>With Non-Metallic Sheathed Cable Clamps</b>									
24151N-25	1½	11.8	C-5	—	1-½	—	2	1-½	50
24151-NV	1½	11.8	C-5	—	1-½	—	2	1-½	50

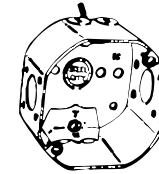
50 lb. maximum loading for fixtures.



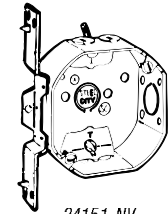
241511/2-25



25151 1/2

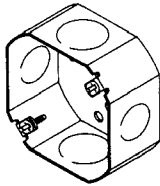


24151N-25

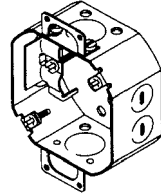


24151-NV  
V bracket recessed ½"

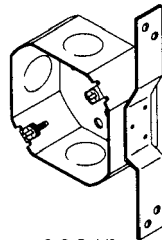
### 3½" Octagon Boxes



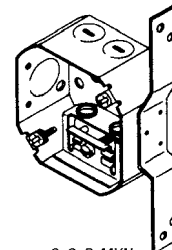
3-O-SPL



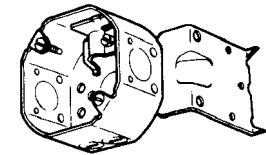
3-O-LCE



3-O-B-1/2



3-O-B-MXN



3-O-LCH

CAT. NO.	DEPTH (IN.)	CU. IN. CAPACITY	DESCRIPTION	CONSTRUCTION TYPE	STD. CTN.
3-O-SPL	1½	11.8	One ½" KO in each of two opposite sides, one ¼" KO in other two sides and one ½" KO in bottom*	Drawn	50
3-O-LCE	1½	11.8	<b>For Non-Metallic Sheathed Cable</b> Two Loom KOs in each of two opposite sides, two ½" KOs in other two sides and one ½" KO in bottom. Two ears, one on each of two opposite sides. Two Loom clamps for use on non-metallic sheathed cable with 10/32 deep-slotted screws assembled*	Drawn	50
3-O-B-1/2	1½	11.8	One ½" KO in each of three sides, flat bracket on fourth side, with one ½" KO in bottom. Flat bracket offset ½" from face*	—	50
3-O-B-MXN	1½	11.8	<b>For Metal-Clad Cable</b> Two Loom KOs in each of two opposite sides, one ½" KO in side opposite bracket and one ½" KO in bottom. Two MXN clamps for MC, AC/BX and non-metallic sheathed cable (NM) included with 10/32 deep-slotted screws. Clamps are UL Listed for use with cable sizes 14/2 through 10/3 with ground. Flat bracket offset ½" from face*	Drawn	50
3-O-LCH	1½	11.8	<b>For Non-Metallic Sheathed Cable</b> Two Loom KOs in each of two opposite sides, one ½" KO in other two sides and one ½" KO in bottom. Two Loom clamps for use on non-metallic sheathed cable with 10/32 deep-slotted screws assembled. Hanger bracket for overhead work*	Drawn	50

\*Uses Steel City® 3½" octagonal extension rings and 300 series rings and covers.

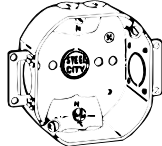
50 lb. maximum loading for fixtures.

## Round/Octagon Boxes and Accessories

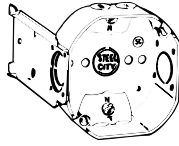
### 4" Octagon Boxes



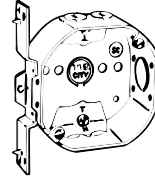
54151 N



54151 NE  
Adjustable ears  
recessed 5/8"



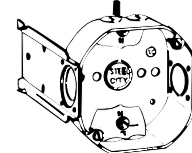
54151 NL  
L bracket flush mounted



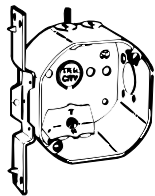
54151 NV  
V bracket recessed 1/2"



54171N-25



54171 NL  
L bracket mounted flush



54171NV-25  
V bracket recessed 1/2"



54151 1/2



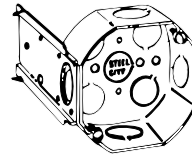
54151 3/4



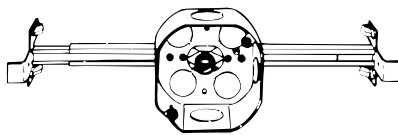
54151 1/2 & 3/4



54151 V 1/2  
V bracket  
recessed 1/2"



54151 L 1/2  
L bracket flush mounted



54151 J 1/2 — Mounted on 6010-DW bar adjustable  
10 1/2" to 18 1/2". Offset for 1/2", 3/4" or 7/8" plaster. Maximum  
horizontal positioning. 3/8" fixture stud.



541711/2-25



54171 3/4



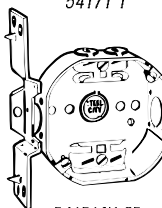
54171 1/2 & 3/4




54171 1



54151 A



54151AV-25  
V bracket recessed 1/2"



54151 AL  
L bracket mounted flush

CAT. NO.	DEPTH (IN.)	CU. IN. CAPACITY	CLAMPS	BRKTS.	KNOCKOUTS (IN.)				STD. CTN.
					EA. SIDE CONDUIT	EA. END CONDUIT	EA. END CABLE	BOTTOM CONDUIT	
<b>With Non-Metallic Sheathed Cable Clamps</b>									
54151 N	1 1/2	15.8	C-5	—	1-1/2	—	2	1-1/2	50
54151 NE	1 1/2	15.8	C-5	—	1-1/2	—	2	1-1/2	50
54151 NL	1 1/2	15.8	C-5	L	1-1/2	—	2	1-1/2	50
54151 NV	1 1/2	15.8	C-5	V	1-1/2	—	2	1-1/2	50
54171N-25	2 1/2	22.5	C-5	—	1-1/2	—	2	1-1/2	50
54171 NL	2 1/2	22.5	C-5	L	1-1/2	—	2	1-1/2	50
54171NV-25	2 1/2	22.5	C-5	V	1-1/2	—	2	1-1/2	25
<b>With Conduit KOs</b>									
54151 1/2	1 1/2	15.8	—	—	1-1/2	1-1/2	—	5-1/2	50
54151 3/4	1 1/2	15.8	—	—	1-3/4	1-3/4	—	3-1/2 2-3/4	50
54151 1/2 & 3/4	1 1/2	15.8	—	—	1-1/2	1-3/4	—	3-1/2 2-3/4	50
54151 V 1/2	1 1/2	15.8	—	V	1-1/2	1-1/2	—	5-1/2	25
54151 L 1/2	1 1/2	15.8	—	L	1-1/2	1-1/2	—	5-1/2	25
54151 J 1/2	1 1/2	15.8	—	With bar hanger	1-1/2	1-1/2	—	4-1/2	25
541711/2-25	2 1/2	22.5	—	1-1/2"	1-1/2	—	5-1/2	50	—
54171 3/4	2 1/2	22.5	—	1-3/4"	1-3/4	—	3-1/2	25	—
54171 1/2 & 3/4	2 1/2	22.5	—	1-1/2"	1-3/4	—	3-1/2	25	—
54171 1	2 1/2	22.5	—	—	1-1	1-1	—	3-1/2 2-3/4	25
<b>With Armored Cable/Metal-Clad Clamps</b>									
54151 A	1 1/2	15.8	C-3	—	1-1/2	—	2	1-1/2	25
54151AV-25	1 1/2	15.8	C-3	V	1-1/2	—	2	1-1/2	50
54151 AL	1 1/2	15.8	C-3	L	1-1/2	—	2	1-1/2	25

50 lb. maximum loading for fixtures.



## Round/Octagon Boxes and Accessories

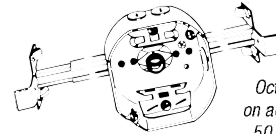
### 4" Octagon Boxes (continued)

CAT. NO.	DEPTH (IN.)	CU. IN. CAPACITY	BAR HANGER NUMBER	BAR LGTH. (IN.)	OFFSET FOR	STUD (IN.)	STD. CTN.
<b>For Non-Metallic Sheathed Cable</b>							
54151 NF	1½	15.8	6010-DW	10½–18½	—	¾	25
54151 NO	1½	15.8	6010-ADW	14½–26½	—	¾	25
54151 NG	1½	15.8	6011-DW	10½–18½	—	Fastener	25
54151 NP	1½	15.8	6011-ADW	14½–26½	—	Fastener	25
<b>For Armored Cable/Metal Clad</b>							
54151 AF	1½	15.8	6010-DW	10½–18½	Drywall	¾	25

50 lb. maximum loading for fixtures.

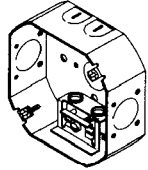


54151 NF  
Octagon box mounted on adjustable bar hanger. 50 lb. load max rating.

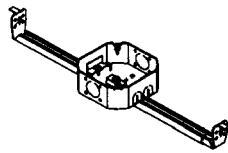


54151 AF  
Octagon box mounted on adjustable bar hanger. 50 lb. load max rating.

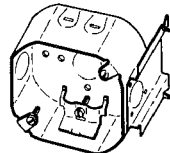
### 4" Octagon Boxes



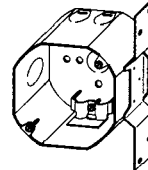
4-OW-MXN



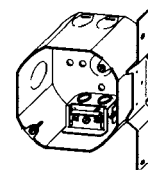
4-OW-LC-BHC




4-O-ULC



4-OD-LCB



4-OD-FB-MXN



4-OD-U-MXN

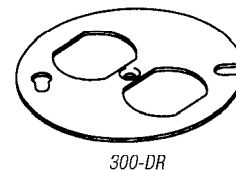
CAT. NO.	DEPTH (IN.)	CU. IN. CAPACITY	DESCRIPTION	CONSTRUCTION TYPE	STD. CTN.
4-OW-MXN	1½	15.5	<b>For Metal-Clad Cable</b> Two Loom KOs in each of two opposite sides, one ½" KO in other two sides and one ½" KO in bottom. Two MXN clamps for MC, AC/BX and non-metallic sheathed cable (NM) included with 10/32 deep-slotted screws. Clamps are UL Listed for use with cable sizes 14/2 through 10/3 with ground*	Welded	50
4-OW-LC-BHC	1½	15.5	<b>For Non-Metallic Sheathed Cable</b> Two Loom KOs in each of two opposite sides, one ½" KO in other two sides. Box mounted with clip to adjustable hanger. Two Loom clamps for use on non-metallic sheathed cable with 10/32 deep-slotted screws assembled*	Welded	25
4-O-ULC	1½	15.5	<b>For Non-Metallic Sheathed Cable</b> Two Loom KOs in each of two opposite sides, ½" KOs in other two sides and one ½" KO in bottom. Two Loom clamps for use on non-metallic sheathed cable with 10/32 deep-slotted screws assembled. U bracket for overhead work*	Drawn	50
4-OD-LCB	2½	21.5	<b>For Non-Metallic Sheathed Cable</b> Two Loom KOs in each of two opposite sides, one ½" KO in side opposite bracket and one ½" KO in bottom. Two Loom clamps for use on non-metallic sheathed cable with 10/32 deep-slotted screws assembled. Flat bracket offset ½" from face*	Drawn	25
4-OD-FB-MXN	2½	21.5	<b>For Metal-Clad Cable</b> Two Loom KOs in each of two opposite sides, one ½" KO in side opposite bracket and one ½" KO in bottom. Two MXN clamps for MC, AC/BX and non-metallic sheathed cable (NM) included with 10/32 deep-slotted screws. Clamps are UL Listed for use with cable sizes 14/2 through 10/3 with ground. Flat bracket offset ½" from face*	Drawn	25
4-OD-U-MXN	2½	21.5	<b>For Metal-Clad Cable</b> Two Loom KOs in each of two opposite sides, one ½" KO in other two sides and one ½" KO in bottom. Two MXN clamps for MC, AC/BX and non-metallic sheathed cable (NM) included with 10/32 deep-slotted screws. Clamps are UL Listed for use with cable sizes 14/2 through 10/3 with ground. U bracket for overhead work*	Drawn	25

\*Uses Steel City® 4" octagonal extension rings and 500 series rings and covers. 50 lb. maximum loading for fixtures.

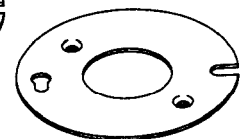
### 3" Octagon Box Covers

CAT. NO.	DESCRIPTION	STD. CTN.
300-DR	Flat — 3½" diameter For duplex receptacle in center. Screw-hole countersunk*	25
300-SR	Flat — 3½" diameter For single receptacle in center. Opening 1.4" in diameter. Screw-holes countersunk*	25

\*Fits any Steel City® 3" octagonal outlet box or extension ring.



300-DR



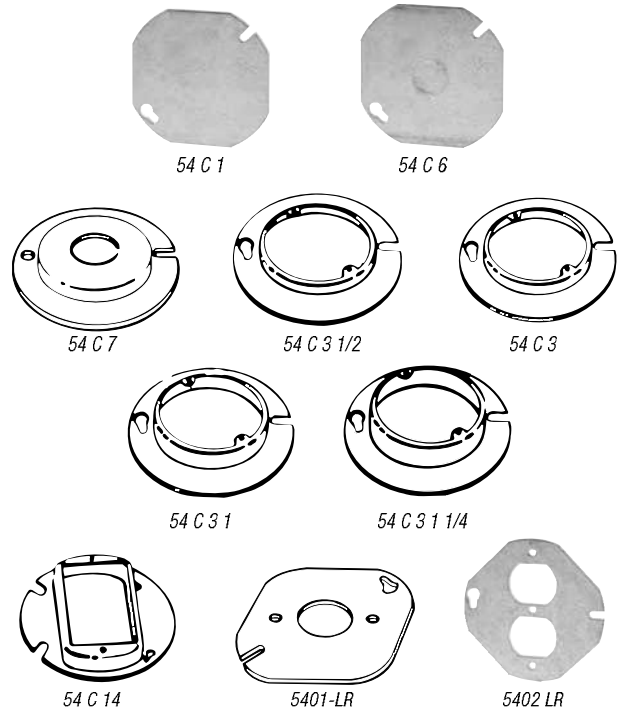
300-SR

## Round/Octagon Boxes and Accessories

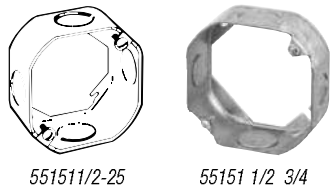
### 4" Round and Octagon Box Covers

CAT. NO.	RAISED (IN.)	DESCRIPTION	CU. IN. CAP.	STD. CTN.
54 C 1	—	Flat, blank	—	50
54 C 6	—	Flat, with 1/2" KO	—	50
54 C 7	3/4	With 1/2" KO	3.5	25
54 C 3 1/2	1/2	Center blanked with tapped ears on 2 3/4" centers	3.0	25
54 C 3	3/4	Center blanked with tapped ears on 2 3/4" centers	3.5	25
54 C 3 1	1	Center blanked with tapped ears 2 3/2" centers	5.8	25
54 C 3 1 1/4	1 1/4	Center blanked with tapped ears on 2 3/2" centers	7.3	25
54 C 14	3/4	For single device	3.5	25
5401-LR	—	Flat, center blanked for single receptacle — 1 1/2" dia. hole	—	25
5402 LR	—	Flat, center blanked for duplex receptacle	—	25

For swivel covers, see accessories section on page A-46.



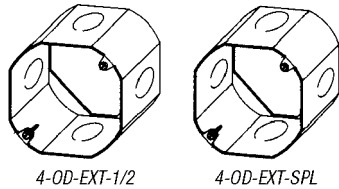
### 4" Octagon Box Extension Rings



551511/2-25      55151 1/2 3/4

CAT. NO.	DEPTH (IN.)	CU. IN. CAPACITY	KNOCKOUTS (IN.)		STD. CTN.
			EA. SIDE CONDUIT	EA. END CONDUIT	
<i>With Conduit KOs</i>					
551511/2-25	1 1/2	15.8	1-1/2	1-1/2	50
55151 1/2 3/4	1 1/2	15.8	1-1/2	1-3/4	25

### 4" Octagon Box Extension Rings

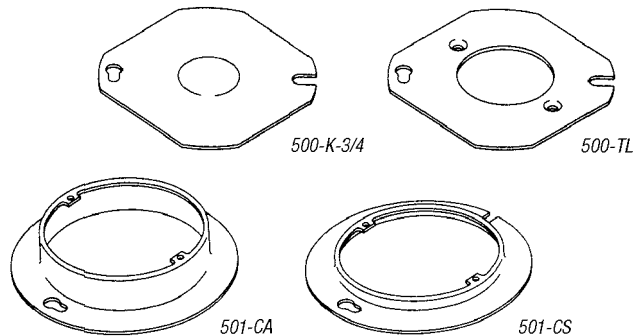


4-OD-EXT-1/2      4-OD-EXT-SPL

CAT. NO.	DEPTH (IN.)	CU. IN. CAPACITY	DESCRIPTION	CONSTRUCTION TYPE	STD. CTN.
4-OD-EXT-1/2	2 1/2	21.5	<b>Extension Ring</b> One 1/2" KO in each of four sides*	Drawn	25
4-OD-EXT-SPL	2 1/2	21.5	<b>Extension Ring</b> One 1/2" KO in each of two opposite sides and one 3/4" KO in other two sides*	Drawn	25

\*Uses Steel City® 4" octagonal outlet boxes and 500 series rings and covers.

### 4" Octagon Box Rings and Covers



CAT. NO.	CU. IN. CAPACITY	DESCRIPTION	STD. CTN.
500-K-3/4	—	<b>Flat — 4" octagonal</b> One 3/4" KO in center*	50
500-TL	—	<b>Flat — 4" octagonal</b> Four-wire twistlock in center. Screw holes countersunk. Opening 1.594" diameter*	25
501-CA	4.5	<b>3/4" raised — 4" diameter</b> Open plaster ring with ears. Ears tapped 3/32"-2 3/32" on centers. Special screw-lock feature in slots*	25
501-CS	1.5	<b>1/4" raised — 4" diameter</b> Open plaster ring with ears. Ears tapped 3/32"-2 3/32" on centers. Special screw-lock feature in slots*	25

\*Fits any Steel City® 4" octagonal outlet box or extension ring.