

# SYLVANIA Luminaires

## ULTRA LED™ Work Light

### Application

ULTRA LED Work Lights are ideal for temporary lighting with a versatile and a durable design for indoor construction and job site applications to replace HID and fluorescent lights.

### Benefits and Features

- Linkable with a wide variety of mounting options
- Integrated power cord (up to 35ft on higher wattage models)
- Strong and durable construction with a versatile design for various mounting options
- Lasts up to 5x longer than HID lamps
- No warm-up time, instant on with full light output and stable color
- Consumes up to 74% less energy than equivalent HID lamps while delivering same light output
- Replacement for 175W-400W HID applications
- Up to 130 LPW
- 5000K color temperature
- CRI 80+
- 308° beam angle (or omnidirectional)
- Additional accessories available

### Electrical

- 120VAC
- Power Factor >90%
- 6kV surge protection

### Rated Life


- 50,000 hours (L<sub>70</sub>)

### Warranty

- Standard 5 year lamp warranty
- NLB Trusted Warranty Program

### Ambient Operating Range

- -4°F to 113°F (-20°C to 45°C)



### Wattage Comparison

Traditional Source	Traditional System Wattage	LED System Wattage	Energy Savings	Energy Savings Over Lamp Life
HID Metal Halide	175W	60W	66%	\$633
HID Metal Halide	250W	100W	60%	\$825
HID Metal Halide	400W	130W	68%	\$1485

\*Energy savings over life of lamp calculated at \$0.11/kWh

### Certifications and Listings

- IP64 Rated
- UL Damp Rated
- RoHS
- FCC\*

\*Class A Device (For Commercial Use - Not Residential). This device complies with part 15 of the FCC Rules. Operation is subject to the following two conditions: (1) This device may not cause harmful interference, and (2) this device must accept any interference received, including interference that may cause undesired operation. For FCC Part 15 user information, please see <https://www.ledvanceus.com/fccpart15a>

### Installation

- Screw in the mounting hook provided into the lamp base and hang the lamp on to a ceiling hook, if required.
- Lamp operates directly on line voltage, 120VAC.
- For linking additional lamps, connect the power cable to the expansion outlet on the lamp.



\*Applicable to Work Lights 40974 (August 2024), 40975 & 40976, not accessories.

LED554R3 5-24



Catalog #	Type
Project	
Comments	
Prepared by	

Ordering Guide

LED	WORKLIGHT	XXX	8	50	PLG	RMT
LED Lamps and Retrofits	Lamp Type Temporary Work Light	Wattage 060 = 60 Watts 100 = 100 Watts 130 = 130 Watts	CRI 8 = 80+	Color Temperature 50 = 5000K	Connection Type Power connection through a plug	Accessory Remote included as a standard accessory

Ordering Information

Item Number	Ordering Abbreviation	Power (W)	Replaces	Cord Length (ft)	Linkability	Input Voltage (V)	Average Life (hrs)	CCT	Typical Lumens (lm)	CRI	Case Qty	CEC
40974	LEDWORKLIGHT060850PLGRMT	60	175W	15.5	Up to 16 lamps	120	50,000	5000K	7500	80+	4	Exempt
40975	LEDWORKLIGHT100850PLGRMT	100	250W	35	Up to 10 lamps	120	50,000	5000K	12,000	80+	4	Exempt
40976	LEDWORKLIGHT130850PLGRMT	130	400W	35	Up to 6 lamps	120	50,000	5000K	17,000	80+	4	Exempt

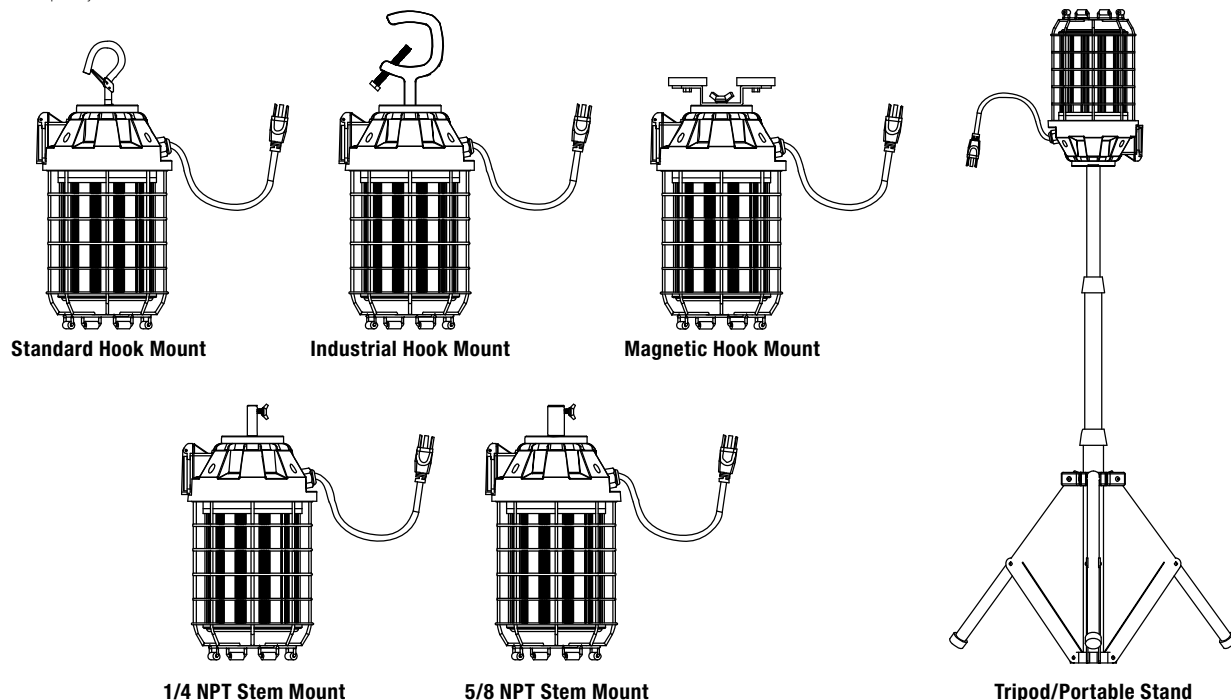
Physical Information

Lamp Description	(A) Length (in)	(B) Diameter (in)
60W Work Light	9.7	6.7
100W Work Light	11.6	6.7
130W Work Light	12.5	6.7

Luminaire Length with Mounting Accessories

Lamp Description	Standard Hook Mount (included in the box) (in)	Industrial Hook Mount* (in)	Magnetic Hook Mount* (in)	1/4 NPT Stem Mount* (in)	5/8 NPT Stem Mount* (in)	Tripod/Portable Stand* (in)
60W Work Light	13.0	14.6	11.1	11.3	11.3	70.8
100W Work Light	14.9	16.5	13.0	13.1	13.1	72.6
130W Work Light	15.7	17.4	13.9	14.1	14.1	73.5

\*Accessories purchased separately

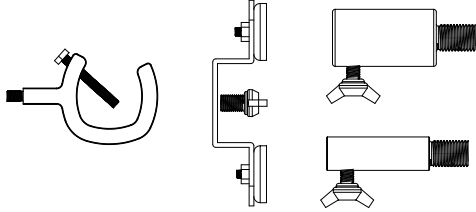


## Accessories

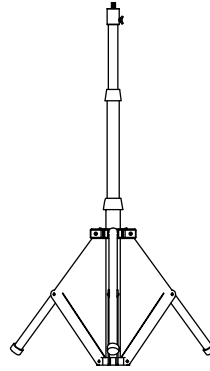
Item Number	Ordering Abbreviation	Description
41147	LEDWORKLIGHTTRIPOD	Tripod/Portable Stand
41148	LEDWORKLIGHTMOUNTINGPACK	Work Light Mounting Pack
41921	LEDWORKLIGHT1AREMOTE	Replacement Work Light Remote*

\*(Sold in units of 5)

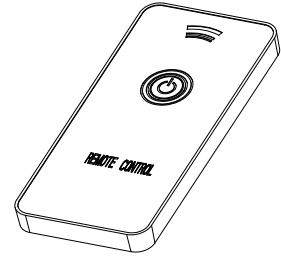
### Work Light Mounting Pack



### Work Light Tripod



### Work Light Remote



## Additional Specifications

- The SYLVANIA ULTRA LED™ Work Light is an integrated LED fixture with no replaceable components
- Not intended for use in dimming applications
- Not suitable for outdoor fixtures with air vents
- Should not be directly exposed to water

LEDVANCE LLC  
 181 Ballardvale Street, Suite 203  
 Wilmington, MA 01887 USA  
 Phone 1-800-LIGHTBULB (1-800-544-4828)  
 www.ledvanceUS.com

SYLVANIA and LEDVANCE are registered trademarks.  
 All other trademarks are those of their respective owners.  
 Licensee of product trademark SYLVANIA in general lighting.  
 Specifications subject to change without notice.



SCAN TO FOLLOW US  
 ON SOCIAL MEDIA



# SYLVANIA Luminaires

## ULTRA LED™ Work Light

### Application

ULTRA LED Work Lights are ideal for temporary lighting with a versatile and a durable design for indoor construction and job site applications to replace HID and fluorescent lights.

### Benefits and Features

- Linkable with a wide variety of mounting options
- Integrated power cord (up to 35ft on higher wattage models)
- Strong and durable construction with a versatile design for various mounting options
- Lasts up to 5x longer than HID lamps
- No warm-up time, instant on with full light output and stable color
- Consumes up to 74% less energy than equivalent HID lamps while delivering same light output
- Replacement for 175W-400W HID applications
- Up to 130 LPW
- 5000K color temperature
- CRI 80+
- 308° beam angle (or omnidirectional)
- Additional accessories available

### Electrical

- 120VAC
- Power Factor >90%
- 6kV surge protection

### Rated Life

- 50,000 hours (L<sub>70</sub>)

### Warranty

- Standard 5 year lamp warranty
- NLB Trusted Warranty Program

### Ambient Operating Range

- -4°F to 113°F (-20°C to 45°C)



### Wattage Comparison

Traditional Source	Traditional System Wattage	LED System Wattage	Energy Savings	Energy Savings Over Lamp Life
HID Metal Halide	175W	60W	66%	\$633
HID Metal Halide	250W	100W	60%	\$825
HID Metal Halide	400W	130W	68%	\$1485

\*Energy savings over life of lamp calculated at \$0.11/kWh

### Certifications and Listings

- IP64 Rated
- UL Damp Rated
- RoHS
- FCC\*

\*Class A Device (For Commercial Use - Not Residential). This device complies with part 15 of the FCC Rules. Operation is subject to the following two conditions: (1) This device may not cause harmful interference, and (2) this device must accept any interference received, including interference that may cause undesired operation. For FCC Part 15 user information, please see <https://www.ledvanceus.com/fccpart15a>

### Installation

- Screw in the mounting hook provided into the lamp base and hang the lamp on to a ceiling hook, if required.
- Lamp operates directly on line voltage, 120VAC.
- For linking additional lamps, connect the power cable to the expansion outlet on the lamp.



\*Applicable to Work Lights 40974 (August 2024), 40975 & 40976, not accessories.

LED554R3 5-24



Catalog #	Type
Project	
Comments	
Prepared by	

Ordering Guide

LED	WORKLIGHT	XXX	8	50	PLG	RMT
LED Lamps and Retrofits	Lamp Type Temporary Work Light	Wattage 060 = 60 Watts 100 = 100 Watts 130 = 130 Watts	CRI 8 = 80+	Color Temperature 50 = 5000K	Connection Type Power connection through a plug	Accessory Remote included as a standard accessory

Ordering Information

Item Number	Ordering Abbreviation	Power (W)	Replaces	Cord Length (ft)	Linkability	Input Voltage (V)	Average Life (hrs)	CCT	Typical Lumens (lm)	CRI	Case Qty	CEC
40974	LEDWORKLIGHT060850PLGRMT	60	175W	15.5	Up to 16 lamps	120	50,000	5000K	7500	80+	4	Exempt
40975	LEDWORKLIGHT100850PLGRMT	100	250W	35	Up to 10 lamps	120	50,000	5000K	12,000	80+	4	Exempt
40976	LEDWORKLIGHT130850PLGRMT	130	400W	35	Up to 6 lamps	120	50,000	5000K	17,000	80+	4	Exempt

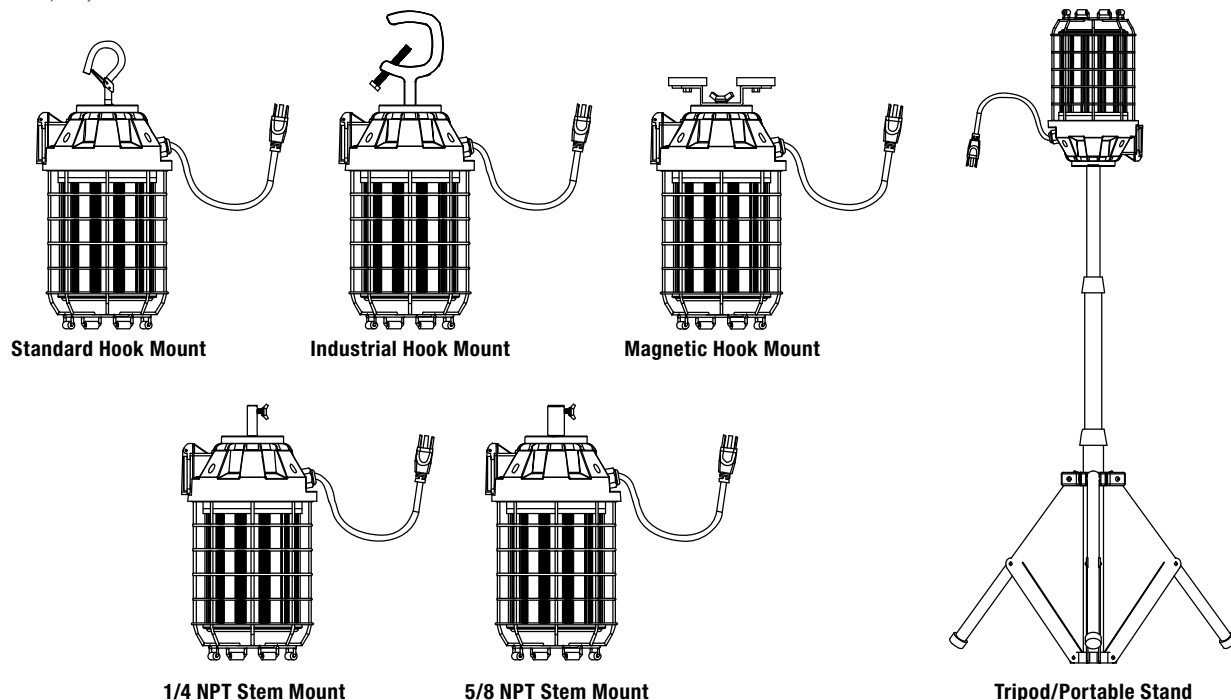
Physical Information

Lamp Description	(A) Length (in)	(B) Diameter (in)
60W Work Light	9.7	6.7
100W Work Light	11.6	6.7
130W Work Light	12.5	6.7

Luminaire Length with Mounting Accessories

Lamp Description	Standard Hook Mount (included in the box) (in)	Industrial Hook Mount* (in)	Magnetic Hook Mount* (in)	1/4 NPT Stem Mount* (in)	5/8 NPT Stem Mount* (in)	Tripod/Portable Stand* (in)
60W Work Light	13.0	14.6	11.1	11.3	11.3	70.8
100W Work Light	14.9	16.5	13.0	13.1	13.1	72.6
130W Work Light	15.7	17.4	13.9	14.1	14.1	73.5

\*Accessories purchased separately

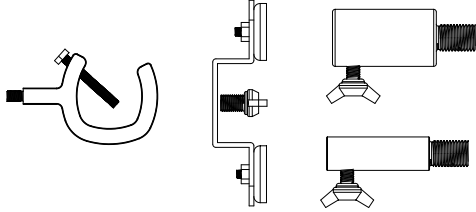


## Accessories

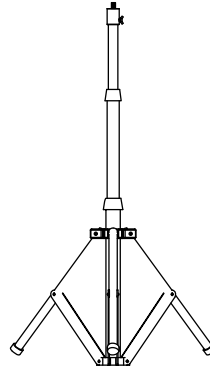
Item Number	Ordering Abbreviation	Description
41147	LEDWORKLIGHTTRIPOD	Tripod/Portable Stand
41148	LEDWORKLIGHTMOUNTINGPACK	Work Light Mounting Pack
41921	LEDWORKLIGHT1AREMOTE	Replacement Work Light Remote*

\*(Sold in units of 5)

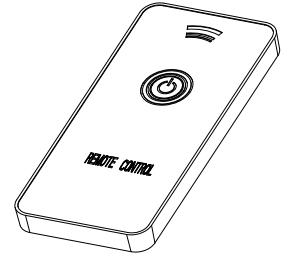
### Work Light Mounting Pack



### Work Light Tripod



### Work Light Remote



## Additional Specifications

- The SYLVANIA ULTRA LED™ Work Light is an integrated LED fixture with no replaceable components
- Not intended for use in dimming applications
- Not suitable for outdoor fixtures with air vents
- Should not be directly exposed to water

LEDVANCE LLC  
 181 Ballardvale Street, Suite 203  
 Wilmington, MA 01887 USA  
 Phone 1-800-LIGHTBULB (1-800-544-4828)  
[www.ledvanceUS.com](http://www.ledvanceUS.com)

SYLVANIA and LEDVANCE are registered trademarks.  
 All other trademarks are those of their respective owners.  
 Licensee of product trademark SYLVANIA in general lighting.  
 Specifications subject to change without notice.



SCAN TO FOLLOW US  
 ON SOCIAL MEDIA

