

T3 Ultra Compact CFLs 12,000 Hours average rated life, 120Volts

Applications:

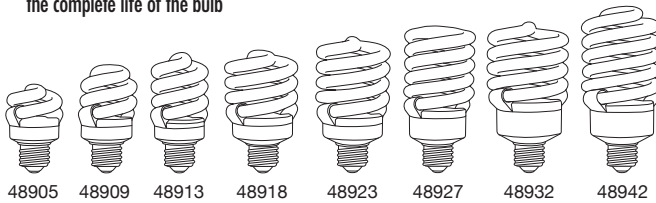
See below

Special Application Options: (Ordering Suffix)


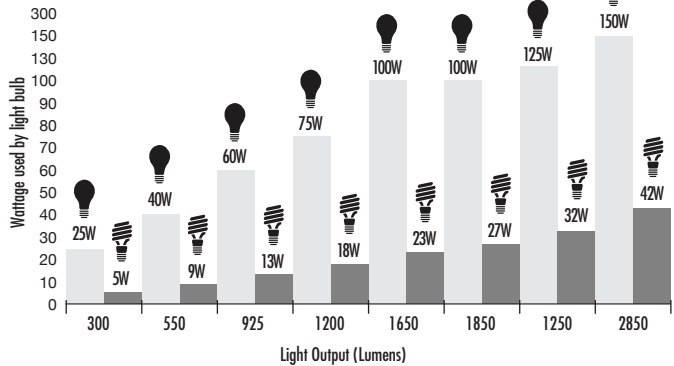
- 3000°K (30K), 3500°K (35K), 4100°K (41K), 5000°K (50K), 6500°K (65K), Full Spectrum (FS)
- Long Neck 1.65" (165), 1.75" (175), 2.25" (225)
- Wet location (WL)
- Shatter Coat (SS)

Features and Benefits:

- Ultra high efficiency ballast increases lumen output
- Lateral cathode design optimizes thermal efficiency
- Exclusive end of life circuitry
- Long life, 12,000 hours average rated life
- New design and construction improves lumen maintenance over the complete life of the bulb



Incandescent Comparison



Specifications: (at full brightness)

End of Life Protection	Yes
Ballast Type	Electronic
Starting Method	Instant Start
Input Line Voltage	120VAC
Input Line Frequency	50/60HZ
Color Temperature	2700°K
Color Rendering Index	82
Minimum Starting Temperature	-20°F, -29°C
Maximum Operating Temperature	160°F, 71°C
U.L. / C.U.L. Listed	Yes - E149698
FCC Compliance	47 CFR Part 18
Lamp Operating Frequency	45 KHZ
Lamp Current Crest Factor	<1.60
Total Harmonic Distortion	<150%
Power Factor	>.50

Special Application Notes:

- Up to 23w is UL approved for totally enclosed fixtures.
- Use a 27w and 32w in an open recessed can.
- Do not use a 27w and 32w in an enclosed recessed can. Use voids the warranty.
- Do not use a 42w in an enclosed or open recessed can or any type of enclosed fixture. Use voids the warranty.
- Do not use more than two lamps in any type of enclosed luminaire.
- Do not use more than 2 bulbs in an enclosed fixture. If fixture is manufactured for incandescents, use no higher than the CFL equivalent wattage, as shown on chart.



Warranties and Certifications:

UL US

RoHS Compliant

24 MONTH WARRANTY

Item #	Wattage	Incandescent Wattage Comparison	Initial Lumens	Input Line Current	M.O.L (inches)	Diameter (inches)	Lamp Life (hours)	Table/Floor Lamps	Chandeliers	Recessed Cans	Bare Bulb Fixtures	High Bay Fixtures	Ceiling Fixtures	Desk Lamp	Outdoor Covered
48909	9	40	600	.15a	3.6	1.8	12K	•	•	•	•		•	•	•
48913	13	60	925	.22a	3.9	1.8	12K	•	•	•	•		•	•	•
48913C	13	60	925	.22a	3.8	1.8	12K	•	•	•	•		•	•	•
48918	18	75	1300	.30a	4.0	2.4	12K	•	•	•	•		•	•	•
48923	23	100	1650	.38a	4.4	2.4	12K	•	•	•	•		•	•	•
48927	27	100	1850	.45a	5.1	2.4	12K	•	•	•	•		•	•	•
48932	32	125	2150	.53a	5.1	2.7	12K	•	•	•	•		•	•	•
48942	42	150	2850	.70a	5.7	2.4	12K	•	•	•	•		•	•	•



T3 Ultra Compact CFLs 12,000 Hours average rated life, 120Volts

Applications:

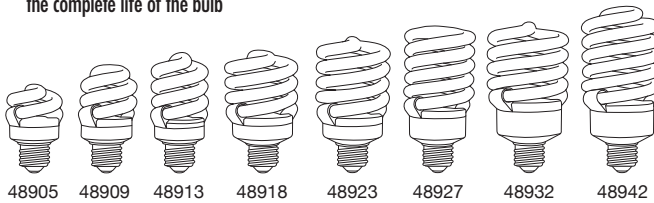
See below

Special Application Options: (Ordering Suffix)


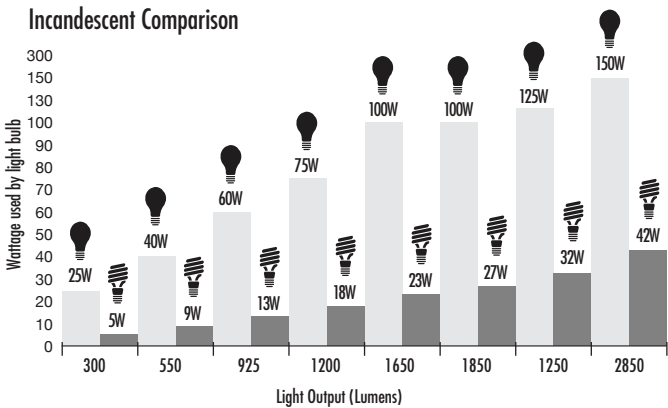
- 3000°K (30K), 3500°K (35K), 4100°K (41K), 5000°K (50K), 6500°K (65K), Full Spectrum (FS)
- Long Neck 1.65" (165), 1.75" (175), 2.25" (225)
- Wet location (WL)
- Shatter Coat (SS)

Features and Benefits:

- Ultra high efficiency ballast increases lumen output
- Lateral cathode design optimizes thermal efficiency
- Exclusive end of life circuitry
- Long life, 12,000 hours average rated life
- New design and construction improves lumen maintenance over the complete life of the bulb



Incandescent Comparison



Specifications: (at full brightness)

End of Life Protection Yes
Ballast Type Electronic
Starting Method Instant Start
Input Line Voltage 120VAC
Input Line Frequency 50/60HZ
Color Temperature 2700°K
Color Rendering Index 82
Minimum Starting Temperature -20°F, -29°C
Maximum Operating Temperature 160°F, 71°C
U.L. / C.U.L. Listed Yes – E149698
FCC Compliance 47 CFR Part 18
Lamp Operating Frequency 45 KHZ
Lamp Current Crest Factor <1.60
Total Harmonic Distortion <150%
Power Factor >.50

Special Application Notes:

- Up to 23w is UL approved for totally enclosed fixtures.
- Use a 27w and 32w in an open recessed can.
- Do not use a 27w and 32w in an enclosed recessed can. Use voids the warranty.
- Do not use a 42w in an enclosed or open recessed can or any type of enclosed fixture. Use voids the warranty.
- Do not use more than two lamps in any type of enclosed luminaire.
- Do not use more than 2 bulbs in an enclosed fixture. If fixture is manufactured for incandescents, use no higher than the CFL equivalent wattage, as shown on chart.



Warranties and Certifications:

24 MONTH WARRANTY

Item #	Wattage	Incandescent Wattage Comparison	Initial Lumens	Input Line Current	M.O.L (inches)	Diameter (inches)	Lamp Life (hours)	Table/Floor Lamps	Chandeliers	Recessed Cans	Bare Bulb Fixtures	High Bay Fixtures	Ceiling Fixtures	Desk Lamp	Outdoor Covered
48909	9	40	600	.15a	3.6	1.8	12K	•	•	•	•		•	•	•
48913	13	60	925	.22a	3.9	1.8	12K	•	•	•	•		•	•	•
48913C	13	60	925	.22a	3.8	1.8	12K	•	•	•	•		•	•	•
48918	18	75	1300	.30a	4.0	2.4	12K	•	•	•	•		•	•	•
48923	23	100	1650	.38a	4.4	2.4	12K	•	•	•	•		•	•	•
48927	27	100	1850	.45a	5.1	2.4	12K	•	•	•	•		•	•	•
48932	32	125	2150	.53a	5.1	2.7	12K	•	•	•	•		•	•	•
48942	42	150	2850	.70a	5.7	2.4	12K	•	•	•	•		•	•	•



48905	Item #	Description	Wattage	Voltage	Base	CCT	Incandescent Equivalent	Initial Lumens	ENERGY STAR	M.O.L. (inches)	Diameter (inches)	Lamp Life (hours)
	48905	5 WATT FULL SPRINGLAMP	5	120	e26	2700	25	300		3.00	1.90	6,000
	4890530K	5 WATT FULL SPRINGLAMP 30K	5	120	e26	3000	25	300		3.00	1.90	6,000
	4890535K	5 WATT FULL SPRINGLAMP 35K	5	120	e26	3500	25	300		3.00	1.90	6,000
	4890541K	5 WATT FULL SPRINGLAMP 41K	5	120	e26	4100	25	300		3.00	1.90	6,000
	4890550K	5 WATT FULL SPRINGLAMP 50K	5	120	e26	5000	25	300		3.00	1.90	6,000
	48905C	5 WATT FULL SPRINGLAMP E12	5	120	e12	2700	25	300		3.00	1.90	6,000
	48905C35K	5 WATT FULL SPRINGLAMP E12 35K	5	120	e12	3500	25	300		3.00	1.90	6,000
	48905C41K	5 WATT FULL SPRINGLAMP E12 41K	5	120	e12	4100	25	300		3.00	1.90	6,000
48909												
	48909	9 WATT FULL SPRINGLAMP	9	120	e26	2700	40	600		3.60	1.80	12,000
	4890930K	9 WATT FULL SPRINGLAMP 30K	9	120	e26	3000	40	600		3.60	1.80	12,000
	4890935K	9 WATT FULL SPRINGLAMP 35K	9	120	e26	3500	40	600		3.60	1.80	12,000
	4890941K	9 WATT FULL SPRINGLAMP 41K	9	120	e26	4100	40	600		3.60	1.80	12,000
	4890950K	9 WATT FULL SPRINGLAMP 50K	9	120	e26	5000	40	600		3.60	1.80	12,000
	4890965K	9 WATT FULL SPRINGLAMP 65K	9	120	e26	6500	40	550		3.60	1.80	12,000
	48909C	9 WATT FULL SPRINGLAMP Candel	9	120	e12	2700	40	600		3.60	1.80	12,000
	48909C41K	9 WATT FULL SPRINGLAMP Candel 41K	9	120	e12	4100	40	550		3.60	1.80	12,000
	48909C50K	9 WATT FULL SPRINGLAMP Candel 50K	9	120	e12	5000	40	550		3.60	1.80	12,000
	48909PERM	9 WATT SPRINGLAMP PRO PERM	9	120	e26	2700	40	600		3.60	1.80	12,000
	48909Y	9 WATT FULL SPRINGLAMP Bug	9	120	e26	—	40	—		3.60	1.80	12,000
48913												
	48913	13 WATT FULL SPRINGLAMP	13	120	e26	2700	60	925		3.90	1.80	12,000
	4891330K	13 WATT FULL SPRINGLAMP 30K	13	120	e26	3000	60	925		3.90	1.80	12,000
	4891335K	13 WATT FULL SPRINGLAMP 35K	13	120	e26	3500	60	925		3.90	1.80	12,000
	4891341K	13 WATT FULL SPRINGLAMP 41K	13	120	e26	4100	60	925		3.90	1.80	12,000
	4891350K	13 WATT FULL SPRINGLAMP 50K	13	120	e26	5000	60	900		3.90	1.80	12,000
	4891365K	13 WATT FULL SPRINGLAMP 65K	13	120	e26	6500	60	900		3.90	1.80	12,000
	48913BL	13 WATT FULL SPRINGLAMP Blue	13	120	e26	—	60	—		3.90	1.80	12,000
	48913C	13 WATT FULL SPRINGLAMP E12	13	120	e12	2700	60	925		3.90	1.80	12,000
	48913C30K	13 WATT FULL SPRINGLAMP Candel 30K	13	120	e12	3000	60	925		3.90	1.80	12,000
	48913C35K	13 WATT FULL SPRINGLAMP Candel 35K	13	120	e12	3500	60	850		3.90	1.80	12,000
	48913C41K	13 WATT FULL SPRINGLAMP Candel 41K	13	120	e12	4100	60	850		3.90	1.80	12,000
	48913C50K	13 WATT SPRINGLAMP PRO E12 50K	13	120	e12	5000	60	850		3.90	1.80	12,000
	48913C65K	13 WATT SPRINGLAMP PRO E12 65K	13	120	e12	6500	60	850		3.90	1.80	12,000
	48913FS	13 WATT FULL SPRINGLAMP Full Spectrum	13	120	e26	—	60	700		3.90	1.80	12,000
	48913GR	13 WATT FULL SPRINGLAMP Green	13	120	e26	—	60	—		3.90	1.80	12,000
	48913P	13 WATT FULL SPRINGLAMP PINK	13	120	e26	—	60	—		3.90	1.80	12,000
	48913PERM	13 WATT FULL SPRINGLAMP PERM BASE	13	120	e26	2700	60	925		3.90	1.80	12,000
	48913RD	13 WATT FULL SPRINGLAMP Red	13	120	e26	—	60	—		3.90	1.80	12,000
	48913Y	13 WATT FULL SPRINGLAMP Bug	13	120	e26	—	60	—		3.90	1.80	12,000
48918												
	48918	18 WATT FULL SPRINGLAMP	18	120	e26	2700	75	1,300		4.00	2.40	12,000
	4891830K	18 WATT FULL SPRINGLAMP 30K	18	120	e26	3000	75	1,300		4.00	2.40	12,000
	4891835K	18 WATT FULL SPRINGLAMP 35K	18	120	e26	3500	75	1,300		4.00	2.40	12,000
	4891841K	18 WATT FULL SPRINGLAMP 41K	18	120	e26	4100	75	1,300		4.00	2.40	12,000
	4891850K	18 WATT FULL SPRINGLAMP 50K	18	120	e26	5000	75	1,300		4.00	2.40	12,000
	4891865K	18 WATT FULL SPRINGLAMP 65K	18	120	e26	6500	75	1,300		4.00	2.40	12,000
	48918C	18 WATT FULL SPRINGLAMP Candel	18	120	e12	2700	75	1,300		4.00	2.40	12,000
	48918C41K	18 WATT FULL SPRINGLAMP Candel 41K	18	120	e12	4100	75	1,200		4.00	2.40	12,000
	48918PERM	18 WATT FULL SPRINGLAMP PERM BASE	18	120	e26	2700	75	1,300		4.00	2.40	12,000
	48918Y	18 WATT FULL SPRINGLAMP Bug	18	120	e26	—	75	—		4.00	2.40	12,000
48923												
	48923	23 WATT FULL SPRINGLAMP	23	120	e26	2700	100	1,650	yes	4.00	2.40	12,000
	4892317550K	23 WATT FULL SPRINGLAMP 1.75 50K	23	120	e26	5000	100	1,550		4.00	2.40	12,000
	48923225	23 WATT FULL SPRINGLAMP 2.25	23	120	e26	2700	100	1,650		4.00	2.40	12,000
	4892322541K	23 WATT FULL SPRINGLAMP 2.25 41K	23	120	e26	4100	100	1,550		4.00	2.40	12,000
	4892330K	23 WATT FULL SPRINGLAMP 30K	23	120	e26	3000	100	1,650		4.00	2.40	12,000
	4892335K	23 WATT FULL SPRINGLAMP 35K	23	120	e26	3500	100	1,650	yes	4.00	2.40	12,000
	4892341K	23 WATT FULL SPRINGLAMP 41K	23	120	e26	4100	100	1,650	yes	4.00	2.40	12,000
	4892350K	23 WATT FULL SPRINGLAMP 50K	23	120	e26	5000	100	1,600	yes	4.00	2.40	12,000
	4892365K	23 WATT FULL SPRINGLAMP 65K	23	120	e26	6500	100	1,550		4.00	2.40	12,000
	48923F2	23 WATT SPRINGLAMP PRO FRESH2	23	120	e26	—	100	1,650		4.00	2.40	12,000
	48923F5	23 WATT FULL SPRINGLAMP Full Spect	23	120	e26	—	100	1,400		4.00	2.40	12,000
	48923PERM	23 WATT FULL SPRINGLAMP PERM BASE	23	120	e26	2700	100	1,650		4.00	2.40	12,000
48927												
	48927	27 WATT FULL SPRINGLAMP	27	120	e26	2700	100	1,850		5.10	2.40	12,000
	48927225	27 WATT FULL SPRINGLAMP 2.25	27	120	e26	2700	100	1,850		5.50	2.40	12,000
	4892722541K	27 WATT FULL SPRINGLAMP 2.25 41K	27	120	e26	4100	100	1,850		5.50	2.40	12,000
	4892730K	27 WATT FULL SPRINGLAMP 30K	27	120	e26	3000	100	1,850	yes	5.10	2.40	12,000
	4892735K	27 WATT FULL SPRINGLAMP 35K	27	120	e26	3500	100	1,850	yes	5.10	2.40	12,000
	4892741K	27 WATT FULL SPRINGLAMP 41K	27	120	e26	4100	100	1,850	yes	5.10	2.40	12,000
	4892750K	27 WATT FULL SPRINGLAMP 50K	27	120	e26	5000	100	1,850	yes	5.10	2.40	12,000
48932												
	48932	32 WATT FULL SPRINGLAMP	32	120	e26	2700	125	2,150		5.10	2.70	12,000
	4893230K	32 WATT FULL SPRINGLAMP 30K	32	120	e26	3000	125	2,150		5.10	2.70	12,000
	4893235K	32 WATT FULL SPRINGLAMP 35K	32	120	e26	3500	125	2,150	yes	5.10	2.70	12,000
	4893241K	32 WATT FULL SPRINGLAMP 41K	32	120	e26	4100	125	2,050		5.10	2.70	12,000
	4893250K	32 WATT FULL SPRINGLAMP 50K	32	120	e26	5000	125	2,050		5.10	2.70	12,000
	4893265K	32 WATT FULL SPRINGLAMP 65K	32	120	e26	6500	125	2,050		5.10	2.70	12,000
	48932PERM41K	32 WATT FULL SPRINGLAMP PERM 41K	32	120	e26	4100	125	2,050		5.10	2.70	12,000
48942												
	48942	42 WATT FULL SPRINGLAMP	42	120	e26	2700	150	2,800		5.70	2.70	12,000
	4894230K	42 WATT FULL SPRINGLAMP 30K	42	120	e26	3000	150	2,750		5.70	2.70	12,000
	4894235K	42 WATT FULL SPRINGLAMP 35K	42	120	e26	3500	150	2,750		5.70	2.70	12,000
	4894241K	42 WATT FULL SPRINGLAMP 41K	42	120	e26	4100	150	2,700		5.70	2.70	12,000
	4894250K	42 WATT FULL SPRINGLAMP 50K	42	120	e26	5000	150	2,700		5.70	2.70	12,000
	4894265K	42 WATT FULL SPRINGLAMP 65K	42	120	e26	6500	150	2,650		5.70	2.70	12,000
	48942PERM50K	42 WATT FULL SPRINGLAMP PERM 50K	42	120	e26	5000	150	2,750		5.70	2.70	12,000