

Catalog Number
Notes
Type

FEATURES & SPECIFICATIONS

INTENDED USE — The adjustable LED Gimbal downlighting module is 80% more efficient than incandescent luminaires, performing for 35,000 hours or more with exceptional energy efficiency and near zero maintenance. Multiple trim finish options are available to pick the style that matches the décor for any office or home. The LED Gimbal is intended for sloped ceiling applications, grazing textured surfaces, wall washing, and highlighting artwork or other architectural features. Retrofits into most existing recessed downlighting installations or new construction and remodel applications.

CONSTRUCTION — Spun steel gimbal reflectors with 180° of rotation and at least 35° of adjustable tilt in both directions. Driver affixed to a static yoke to allow maximization of LED light engine rotation and pivot movements.

OPTICS — Diffused lens at end of mixing chamber to provide even light distribution for general illumination, equivalent to 50W incandescent flood lamp.

Wide flood beam angle at >90°. CRI >90. Equivalent to 50W incandescent. The LED module maintains at least 70% light output for 35,000 hours.

ELECTRICAL — Primary power disconnect provided for simple connection to a dedicated LED connector in the housing. Dimming down to 15%. For compatible dimmers, refer to [Compatible Dimmers Chart](#).

INSTALLATION — Suitable for installation in standard height rough-in sections. E26 socket adaptor and splice kit ships standard. This enables easy installation or permanent conversion to an LED source for Title 24 compliance. Includes three friction clips to ensure easy installation.

LISTINGS — CSA certified to US and Canadian safety standards. ENERGY STAR® certified; California T24 compliant. Damp location listed.

WARRANTY — 5-year limited warranty. Complete warranty terms located at www.acuitybrands.com/CustomerResources/Terms_and_conditions.aspx

Note: Actual performance may differ as a result of end-user environment and application.

All values are design or typical values, measured under laboratory conditions at 25 °C.

Specifications subject to change without notice.

4G1

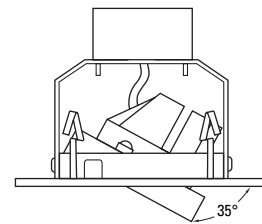
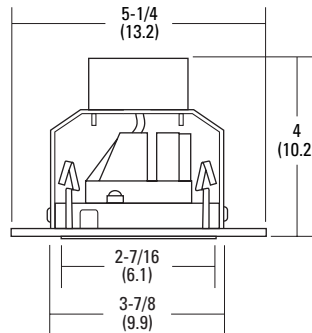
IC/Non-IC
Retrofit Gimbal



Specifications

Aperture:	2-7/16 (6.1)
Ceiling opening:	as rough-in
Length:	3-7/8 (9.9)
Height:	4 (10.2)
Overlap trim:	5-1/4 (13.2)

All dimensions are in inches (centimeters) unless otherwise indicated.



E26 Adaptor
(included)



Hardwire Kit
(included)

ORDERING INFORMATION

For shortest lead times, configure product using **standard options (shown in bold)**.

Example: 4G1MW LED 27K 90CRI L3LED T24

4G1		LED		Voltage		Options	
Series/Finish	Lamp	CCT/CRI/W/Lumens ²					
4G1 4" Gimbal module	MW Matte white ¹	LED	(blank)	3000K/83CRI/7.9W/435L	(blank) 120V	L3LED T24	IC/Non-IC rated, new construction rough-in LED base
	MB Matte black		27K 90CRI	2700K/91CRI/8.3W/480L		L3RLED T24	IC/Non-IC rated, remodel rough-in LED base
	BN Brush nickel		30K 90CRI	3000K/93CRI/7.7W/500L		L3	IC/Non-IC rated, new construction rough-in ^{3,4}
	ORB Oil-rubbed bronze		40K 90CRI	4000K/94CRI/8W/560L		L3R	IC/Non-IC rated, remodel rough-in ^{3,4}

Notes

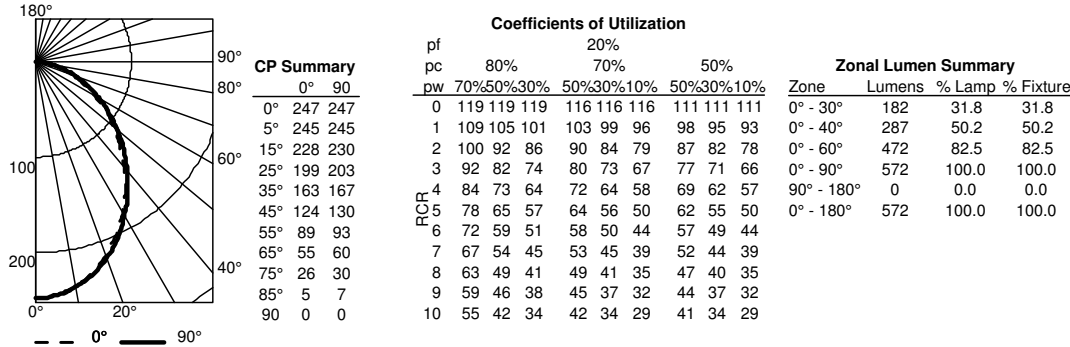
- Available in 90CRI only.
- Total system delivered lumens.
- Must be ordered on a separate line.
- To install LED Gimbal, remove socket and assembly leaving socket wires. Install using hardwire kit provided.

4G1 4" LED Gimbal Module

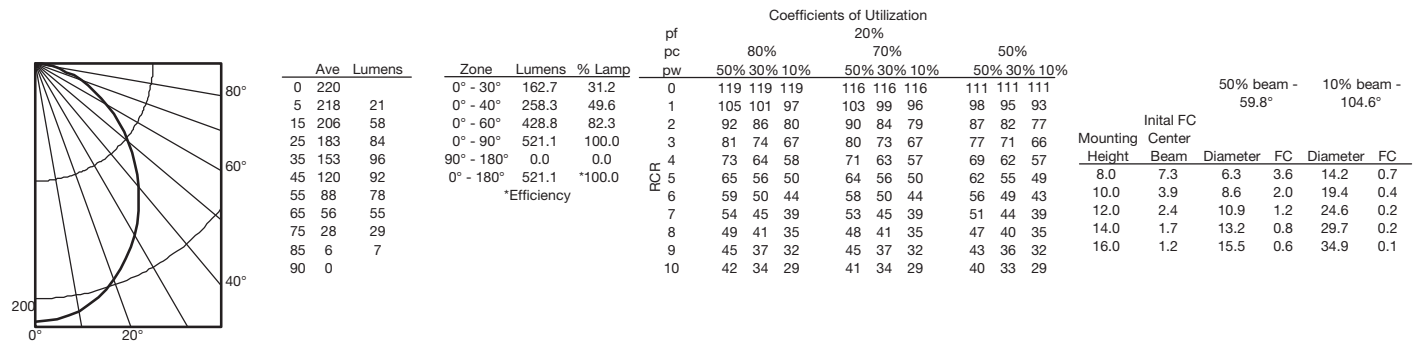
PHOTOMETRICS

Distribution Curve Distribution Data Output Data Coefficient of Utilization Illuminance Data at 30" Above Floor for a Single Luminaire

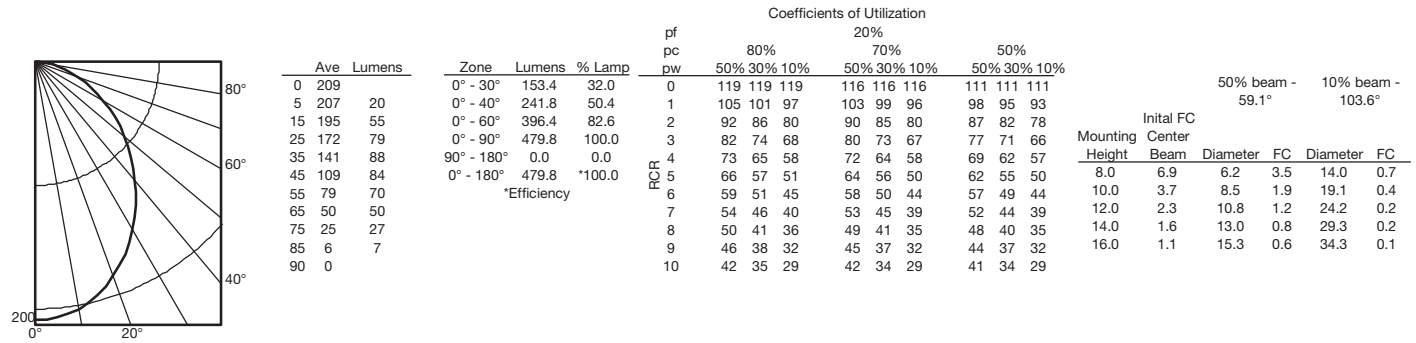
4G1MW LED 40K 90CRI, 4000 K LEDs, input watts: 7.9, delivered lumens: 572, LM/W=72.4, test no. LTL28358, tested in accordance with IESNA LM 79-80.



4G1MW LED 30K 90CRI, 3000 K LEDs, input watts: 7.7, delivered lumens: 521, LM/W=68, test no. LTL28359, tested in accordance with IESNA LM 79-80.



4G1MW LED 27K 90CRI, 27000 K LEDs, input watts: 8.3, delivered lumens: 480, LM/W = 59, test no. LTL28357, tested in accordance with IESNA LM 79-80.



ENERGY DATA - 4G1			
Lumens	480	500	560
watts	8.28	7.74	8
LPW	58	65	70
CRI	91	93	94
Color Temp	2700	3000	4000
Minimum Starting Temp	0°F (-18°C)	0°F (-18°C)	0°F (-18°C)
EMI/RFI	FCC Title 47 CFR, Part 15, Class A	FCC Title 47 CFR, Part 15, Class A	FCC Title 47 CFR, Part 15, Class A
Min. Power Factor	0.80	0.80	0.80
Input current	0.07A	0.07A	0.07A



4G1 LED 90CRI GIMBAL

4G1 4" LED Gimbal Module

Lithonia Lighting

LED lighting facts
A Program of the U.S. DOE

Light Output (Lumens)	480
Watts	8.28
Lumens per Watt (Efficacy)	57.97

Color Accuracy Color Rendering Index (CRI)	91
---	----

Light Color
Correlated Color Temperature (CCT) **2700 (Warm White)**

Warm White | Bright White | Daylight
2700K | 3000K | 4500K | 6500K

All results are according to IESNA LM-79-2008: Approved Method for the Electrical and Photometric Testing of Solid-State Lighting. The U.S. Department of Energy (DOE) verifies product test data and results.

Visit www.lightingfacts.com for the **Label Reference Guide**.

Registration Number: JB22-N5JDBG (7/15/2015)
Model Number: 4G1XX LED 27K
Type: Luminaire - Downlight

Lithonia Lighting

LED lighting facts
A Program of the U.S. DOE

Light Output (Lumens)	500
Watts	7.74
Lumens per Watt (Efficacy)	64.6

Color Accuracy Color Rendering Index (CRI)	93
---	----

Light Color
Correlated Color Temperature (CCT) **3000 (Bright White)**

Warm White | Bright White | Daylight
2700K | 3000K | 4500K | 6500K

All results are according to IESNA LM-79-2008: Approved Method for the Electrical and Photometric Testing of Solid-State Lighting. The U.S. Department of Energy (DOE) verifies product test data and results.

Visit www.lightingfacts.com for the **Label Reference Guide**.

Registration Number: JB22-N6RPL7 (7/15/2015)
Model Number: 4G1XX LED 30K
Type: Luminaire - Downlight

Lithonia Lighting

LED lighting facts
A Program of the U.S. DOE

Light Output (Lumens)	560
Watts	8
Lumens per Watt (Efficacy)	70

Color Accuracy Color Rendering Index (CRI)	94
---	----

Light Color
Correlated Color Temperature (CCT) **4000 (Bright White)**

Warm White | Bright White | Daylight
2700K | 3000K | 4500K | 6500K

All results are according to IESNA LM-79-2008: Approved Method for the Electrical and Photometric Testing of Solid-State Lighting. The U.S. Department of Energy (DOE) verifies product test data and results.

Visit www.lightingfacts.com for the **Label Reference Guide**.

Registration Number: JB22-6N4BV (7/15/2015)
Model Number: 4G1XX LED 40K
Type: Luminaire - Downlight

Lithonia Lighting

LED lighting facts
A Program of the U.S. DOE

Light Output (Lumens)	435
Watts	7.9
Lumens per Watt (Efficacy)	55

Color Accuracy Color Rendering Index (CRI)	83
---	----

Light Color
Correlated Color Temperature (CCT) **3000 (Bright White)**

Warm White | Bright White | Daylight
2700K | 3000K | 4500K | 6500K

Warranty** **Yes**

All results, except LED Lumen Maintenance, are according to IESNA LM-79-2008: Approved Method for the Electrical and Photometric Testing of Solid-State Lighting. The U.S. Department of Energy (DOE) verifies product test data and results.

** See www.lightingfacts.com/products for details.

Registration Number: JB22-ZCY2NM (6/18/2013)
Model Number: 4G1 [Updated 5-14-13]
Type: Recessed downlight

Catalog Number
Notes
Type

FEATURES & SPECIFICATIONS

INTENDED USE — The adjustable LED Gimbal downlighting module is 80% more efficient than incandescent luminaires, performing for 35,000 hours or more with exceptional energy efficiency and near zero maintenance. Multiple trim finish options are available to pick the style that matches the décor for any office or home. The LED Gimbal is intended for sloped ceiling applications, grazing textured surfaces, wall washing, and highlighting artwork or other architectural features. Retrofits into most existing recessed downlighting installations or new construction and remodel applications.

CONSTRUCTION — Spun steel gimbal reflectors with 180° of rotation and at least 35° of adjustable tilt in both directions. Driver affixed to a static yoke to allow maximization of LED light engine rotation and pivot movements.

OPTICS — Diffused lens at end of mixing chamber to provide even light distribution for general illumination, equivalent to 50W incandescent flood lamp.

Wide flood beam angle at >90°. CRI >90. Equivalent to 50W incandescent. The LED module maintains at least 70% light output for 35,000 hours.

ELECTRICAL — Primary power disconnect provided for simple connection to a dedicated LED connector in the housing. Dimming down to 15%. For compatible dimmers, refer to [Compatible Dimmers Chart](#).

INSTALLATION — Suitable for installation in standard height rough-in sections. E26 socket adaptor and splice kit ships standard. This enables easy installation or permanent conversion to an LED source for Title 24 compliance. Includes three friction clips to ensure easy installation.

LISTINGS — CSA certified to US and Canadian safety standards. ENERGY STAR® certified; California T24 compliant. Damp location listed.

WARRANTY — 5-year limited warranty. Complete warranty terms located at www.acuitybrands.com/CustomerResources/Terms_and_conditions.aspx

Note: Actual performance may differ as a result of end-user environment and application.

All values are design or typical values, measured under laboratory conditions at 25 °C.

Specifications subject to change without notice.

4G1

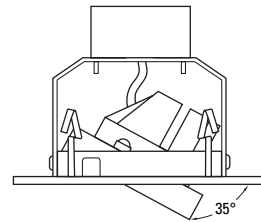
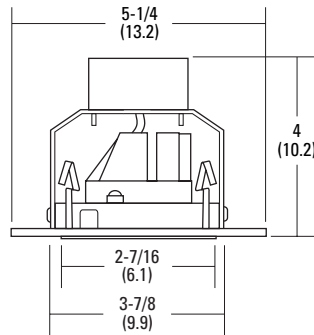
IC/Non-IC
Retrofit Gimbal



Specifications

Aperture:	2-7/16 (6.1)
Ceiling opening:	as rough-in
Length:	3-7/8 (9.9)
Height:	4 (10.2)
Overlap trim:	5-1/4 (13.2)

All dimensions are in inches (centimeters) unless otherwise indicated.



E26 Adaptor (included)



Hardwire Kit (included)

ORDERING INFORMATION

For shortest lead times, configure product using **standard options (shown in bold)**.

Example: 4G1MW LED 27K 90CRI L3LED T24

4G1		LED		Voltage		Options	
Series/Finish	Lamp	CCT/CRI/W/Lumens ²					
4G1 4" Gimbal module	MW Matte white ¹	LED	(blank)	3000K/83CRI/7.9W/435L	(blank) 120V	L3LED T24	IC/Non-IC rated, new construction rough-in LED base
	MB Matte black		27K 90CRI	2700K/91CRI/8.3W/480L		L3RLED T24	IC/Non-IC rated, remodel rough-in LED base
	BN Brush nickel		30K 90CRI	3000K/93CRI/7.7W/500L		L3	IC/Non-IC rated, new construction rough-in ^{3,4}
	ORB Oil-rubbed bronze		40K 90CRI	4000K/94CRI/8W/560L		L3R	IC/Non-IC rated, remodel rough-in ^{3,4}

Notes

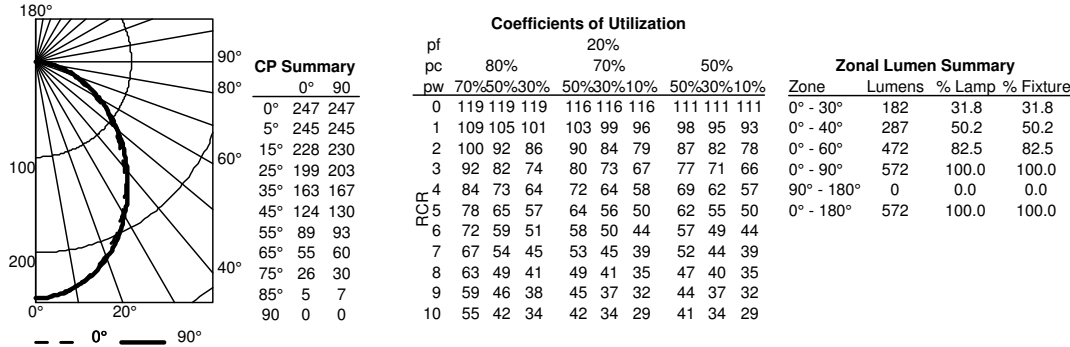
- Available in 90CRI only.
- Total system delivered lumens.
- Must be ordered on a separate line.
- To install LED Gimbal, remove socket and assembly leaving socket wires. Install using hardwire kit provided.

4G1 4" LED Gimbal Module

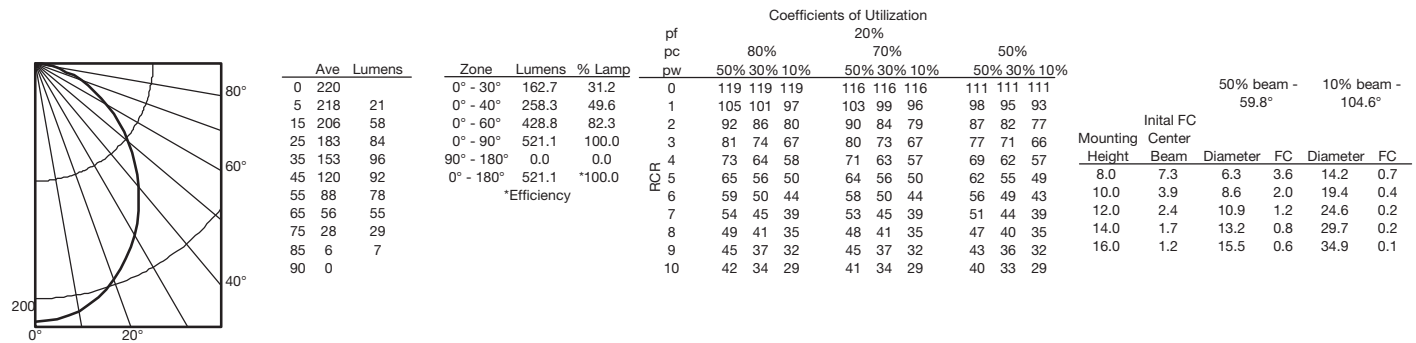
PHOTOMETRICS

Distribution Curve Distribution Data Output Data Coefficient of Utilization Illuminance Data at 30" Above Floor for a Single Luminaire

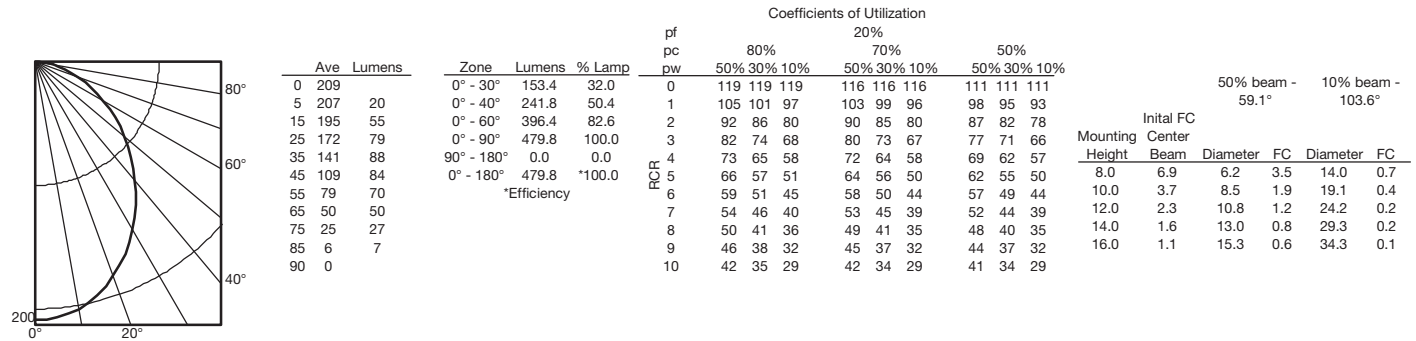
4G1MW LED 40K 90CRI, 4000 K LEDs, input watts: 7.9, delivered lumens: 572, LM/W=72.4, test no. LTL28358, tested in accordance with IESNA LM 79-80.



4G1MW LED 30K 90CRI, 3000 K LEDs, input watts: 7.7, delivered lumens: 521, LM/W=68, test no. LTL28359, tested in accordance with IESNA LM 79-80.



4G1MW LED 27K 90CRI, 27000 K LEDs, input watts: 8.3, delivered lumens: 480, LM/W = 59, test no. LTL28357, tested in accordance with IESNA LM 79-80.



ENERGY DATA - 4G1			
Lumens	480	500	560
watts	8.28	7.74	8
LPW	58	65	70
CRI	91	93	94
Color Temp	2700	3000	4000
Minimum Starting Temp	0°F (-18°C)	0°F (-18°C)	0°F (-18°C)
EMI/RFI	FCC Title 47 CFR, Part 15, Class A	FCC Title 47 CFR, Part 15, Class A	FCC Title 47 CFR, Part 15, Class A
Min. Power Factor	0.80	0.80	0.80
Input current	0.07A	0.07A	0.07A



4G1 LED 90CRI GIMBAL

4G1 4" LED Gimbal Module

Lithonia Lighting

LED lighting facts
A Program of the U.S. DOE

Light Output (Lumens)	480
Watts	8.28
Lumens per Watt (Efficacy)	57.97

Color Accuracy Color Rendering Index (CRI)	91
---	----

Light Color
Correlated Color Temperature (CCT) **2700 (Warm White)**

Warm White | Bright White | Daylight
2700K | 3000K | 4500K | 6500K

All results are according to IESNA LM-79-2008: *Approved Method for the Electrical and Photometric Testing of Solid-State Lighting*. The U.S. Department of Energy (DOE) verifies product test data and results.

Visit www.lightingfacts.com for the **Label Reference Guide**.

Registration Number: JB22-N5JDBG (7/15/2015)
Model Number: 4G1XX LED 27K
Type: Luminaire - Downlight

Lithonia Lighting

LED lighting facts
A Program of the U.S. DOE

Light Output (Lumens)	500
Watts	7.74
Lumens per Watt (Efficacy)	64.6

Color Accuracy Color Rendering Index (CRI)	93
---	----

Light Color
Correlated Color Temperature (CCT) **3000 (Bright White)**

Warm White | Bright White | Daylight
2700K | 3000K | 4500K | 6500K

All results are according to IESNA LM-79-2008: *Approved Method for the Electrical and Photometric Testing of Solid-State Lighting*. The U.S. Department of Energy (DOE) verifies product test data and results.

Visit www.lightingfacts.com for the **Label Reference Guide**.

Registration Number: JB22-N6RPL7 (7/15/2015)
Model Number: 4G1XX LED 30K
Type: Luminaire - Downlight

Lithonia Lighting

LED lighting facts
A Program of the U.S. DOE

Light Output (Lumens)	560
Watts	8
Lumens per Watt (Efficacy)	70

Color Accuracy Color Rendering Index (CRI)	94
---	----

Light Color
Correlated Color Temperature (CCT) **4000 (Bright White)**

Warm White | Bright White | Daylight
2700K | 3000K | 4500K | 6500K

All results are according to IESNA LM-79-2008: *Approved Method for the Electrical and Photometric Testing of Solid-State Lighting*. The U.S. Department of Energy (DOE) verifies product test data and results.

Visit www.lightingfacts.com for the **Label Reference Guide**.

Registration Number: JB22-6NQ4BV (7/15/2015)
Model Number: 4G1XX LED 40K
Type: Luminaire - Downlight

Lithonia Lighting

LED lighting facts
A Program of the U.S. DOE

Light Output (Lumens)	435
Watts	7.9
Lumens per Watt (Efficacy)	55

Color Accuracy Color Rendering Index (CRI)	83
---	----

Light Color
Correlated Color Temperature (CCT) **3000 (Bright White)**

Warm White | Bright White | Daylight
2700K | 3000K | 4500K | 6500K

Warranty** **Yes**

All results, except LED Lumen Maintenance, are according to IESNA LM-79-2008: *Approved Method for the Electrical and Photometric Testing of Solid-State Lighting*. The U.S. Department of Energy (DOE) verifies product test data and results.

** See www.lightingfacts.com/products for details.

Registration Number: JB22-ZCY2NM (6/18/2013)
Model Number: 4G1 [Updated 5-14-13]
Type: Recessed downlight