

Metalux AP Series

DESCRIPTION

The SHP BTS is a fully integrated LED shoplight with Bluetooth wireless speakers. The SHP BTS speakers provide clear, balanced sound that can fill an entire workspace. Easily listen to your favorite music or podcast wirelessly in your home or workshop. This rugged, lightweight, portable and slim profile shoplight combines a polycarbonate housing body and lens with LEDs rated for 50,000 hours of life. Typical applications include workshops, garages, sheds and utility rooms.

| | | |
|--------------------|--|-------------|
| Catalog # | | Type |
| Project | | |
| Comments | | Date |
| Prepared by | | |

SPECIFICATION FEATURES

Electrical and Audio
Fully integrated LED system, low wattage 120V electronic driver with on/off pull chain and 5ft grounded plug in cord provides a product for maximum portability and ease of use. The integrated speakers utilize patented technology to deliver optimal acoustic performance in a compact and portable design. The speakers can work independently with or without the light.

Optics
The SHP BTS uses 80CRI bright white 4000K LEDs enclosed behind a polycarbonate frost lens. The LED and lens optics provide a uniform distribution and excellent color rendering.

Wireless Connectivity
Speakers connect wirelessly via Bluetooth, and work with both Android and iOS devices. Easily listen to your favorite music or podcast wirelessly in your home or workshop.

Compliance and Reliability
cULus listed for dry location. Five-year comprehensive warranty. TM21 projected lumen maintenance is L70 > 50,000 hours. FCC Class B and Energy Star Certified.



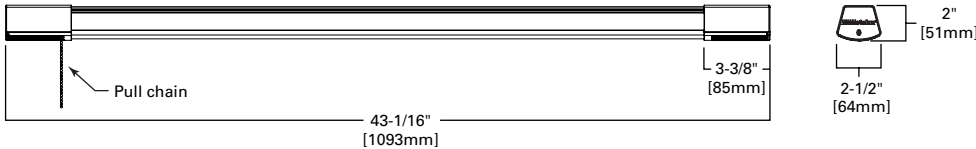
SHP-BTS

LED SHOPLIGHT WITH
BLUETOOTH SPEAKERS

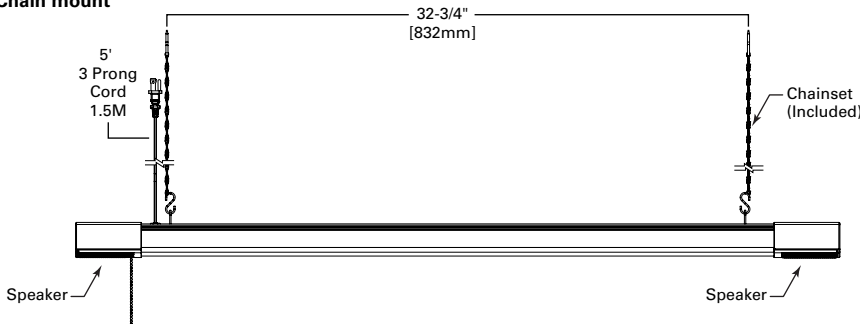


DIMENSION

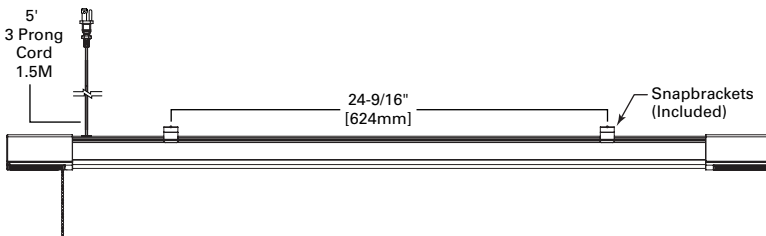
Cross-section



Chain mount



Surface mount



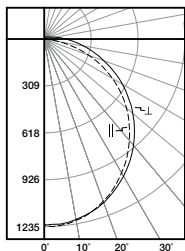
WATTAGE

| Model | Lumens | Wattage |
|-------------|--------|---------|
| 4SHP3240BTS | 3782 | 31 |

| Catalog Number | Product Description | UPC | Unit Carton (L x W x H) |
|----------------|---|--------------|-------------------------|
| 4SHP3240BTS | Shoplight LED 43" 3800L 4000K, 120V, BT Speaker | 080083785612 | 45 x 4 x 3.3 |

Metalux AP Series

PHOTOMETRICS



4SHP3240BTS
 Linear LED 4000K
 Spacing criterion:
 (H) 1.24 x mounting
 height, (L) 1.27 x
 mounting height
 Lumens: 3783
 Input Watts: 31.1W
 Efficacy: 121.6 lm/W
 Test Report:
 4SHP3240BTS.IES

| Candela | | | |
|---------|---------|------|----------|
| Angle | Along H | 45° | Across L |
| 0 | 1223 | 1223 | 1223 |
| 5 | 1229 | 1214 | 1221 |
| 10 | 1210 | 1199 | 1204 |
| 15 | 1181 | 1172 | 1179 |
| 20 | 1134 | 1134 | 1144 |
| 25 | 1081 | 1084 | 1096 |
| 30 | 1016 | 1028 | 1042 |
| 35 | 948 | 962 | 981 |
| 40 | 870 | 892 | 913 |
| 45 | 790 | 815 | 839 |
| 50 | 707 | 732 | 760 |
| 55 | 616 | 646 | 676 |
| 60 | 519 | 555 | 594 |
| 65 | 419 | 462 | 506 |
| 70 | 313 | 370 | 418 |
| 75 | 208 | 281 | 339 |
| 80 | 111 | 200 | 265 |
| 85 | 34 | 136 | 199 |
| 90 | 0 | 87 | 146 |

Coefficients of Utilization

| rc | Effective floor cavity reflectance | | | | | | | | | | | | | | | | | | | | | | | |
|------------|------------------------------------|-----|-----|-----|-----|-----|-----|-----|-----|-----|-----|-----|-----|-----|----|----|-----|----|----|----|----|----|----|----|
| | 80% | | | | 70% | | | | 50% | | | | 30% | | | | 10% | | | | 0% | | | |
| | 70 | 50 | 30 | 10 | 70 | 50 | 30 | 10 | 50 | 30 | 10 | 50 | 30 | 10 | 50 | 30 | 10 | 50 | 30 | 10 | 50 | 30 | 10 | 0 |
| RCR | | | | | | | | | | | | | | | | | | | | | | | | |
| 0 | 118 | 118 | 118 | 118 | 115 | 115 | 115 | 115 | 109 | 109 | 109 | 104 | 104 | 104 | 99 | 99 | 99 | 99 | 99 | 99 | 96 | 96 | 96 | 96 |
| 1 | 107 | 102 | 97 | 93 | 104 | 99 | 95 | 91 | 94 | 91 | 87 | 90 | 87 | 84 | 85 | 83 | 81 | 81 | 79 | 79 | 79 | 79 | 79 | 79 |
| 2 | 97 | 88 | 81 | 75 | 94 | 86 | 79 | 74 | 82 | 76 | 71 | 78 | 73 | 69 | 74 | 71 | 67 | 67 | 65 | 65 | 65 | 65 | 65 | 65 |
| 3 | 88 | 77 | 69 | 62 | 85 | 75 | 67 | 61 | 72 | 65 | 60 | 68 | 63 | 58 | 65 | 61 | 57 | 57 | 54 | 54 | 54 | 54 | 54 | 54 |
| 4 | 81 | 68 | 59 | 52 | 78 | 67 | 58 | 52 | 64 | 56 | 51 | 61 | 55 | 49 | 58 | 53 | 48 | 48 | 46 | 46 | 46 | 46 | 46 | 46 |
| 5 | 74 | 61 | 52 | 45 | 72 | 59 | 51 | 44 | 57 | 49 | 44 | 55 | 48 | 43 | 52 | 47 | 42 | 42 | 40 | 40 | 40 | 40 | 40 | 40 |
| 6 | 68 | 55 | 46 | 39 | 66 | 54 | 45 | 39 | 51 | 44 | 38 | 49 | 43 | 37 | 47 | 41 | 37 | 37 | 35 | 35 | 35 | 35 | 35 | 35 |
| 7 | 63 | 50 | 41 | 34 | 61 | 49 | 40 | 34 | 47 | 39 | 34 | 45 | 38 | 33 | 43 | 37 | 33 | 33 | 31 | 31 | 31 | 31 | 31 | 31 |
| 8 | 59 | 45 | 37 | 31 | 57 | 44 | 36 | 30 | 43 | 35 | 30 | 41 | 34 | 30 | 40 | 34 | 29 | 29 | 27 | 27 | 27 | 27 | 27 | 27 |
| 9 | 55 | 41 | 33 | 28 | 53 | 41 | 33 | 27 | 39 | 32 | 27 | 38 | 31 | 27 | 37 | 31 | 26 | 26 | 24 | 24 | 24 | 24 | 24 | 24 |
| 10 | 52 | 38 | 30 | 25 | 50 | 38 | 30 | 25 | 36 | 29 | 24 | 35 | 29 | 24 | 34 | 28 | 24 | 24 | 22 | 22 | 22 | 22 | 22 | 22 |

Zonal Lumen Summary

| Zone | Lumens | % Fixture |
|-------|--------|-----------|
| 0-30 | 945 | 25.0 |
| 0-40 | 1546 | 40.9 |
| 0-60 | 2748 | 72.6 |
| 0-90 | 3642 | 96.3 |
| 0-180 | 3783 | 100.0 |

Luminance Data

| Angle in Deg | Average 0-Deg cd/sm | Average 45-Deg cd/sm | Average 90-Deg cd/sm |
|--------------|---------------------|----------------------|----------------------|
| 45 | 19545 | 18275 | 18173 |
| 55 | 18734 | 17126 | 17096 |
| 65 | 17211 | 15556 | 15956 |
| 75 | 13804 | 13526 | 14790 |
| 85 | 6374 | 12121 | 14815 |

SHIPPING DATA

| Catalog No. | Weight per Carton | Units per Master Carton | Weight per Master Carton | Units per Pallet (40" x 48") |
|-------------|-------------------|-------------------------|--------------------------|------------------------------|
| 4SHP3240BTS | 4.1 lbs. | 2 | 8.2 | 72 |

Metalux AP Series

DESCRIPTION

The SHP BTS is a fully integrated LED shoplight with Bluetooth wireless speakers. The SHP BTS speakers provide clear, balanced sound that can fill an entire workspace. Easily listen to your favorite music or podcast wirelessly in your home or workshop. This rugged, lightweight, portable and slim profile shoplight combines a polycarbonate housing body and lens with LEDs rated for 50,000 hours of life. Typical applications include workshops, garages, sheds and utility rooms.

| | | |
|--------------------|--|-------------|
| Catalog # | | Type |
| Project | | |
| Comments | | Date |
| Prepared by | | |

SPECIFICATION FEATURES

Electrical and Audio
Fully integrated LED system, low wattage 120V electronic driver with on/off pull chain and 5ft grounded plug in cord provides a product for maximum portability and ease of use. The integrated speakers utilize patented technology to deliver optimal acoustic performance in a compact and portable design. The speakers can work independently with or without the light.

Optics
The SHP BTS uses 80CRI bright white 4000K LEDs enclosed behind a polycarbonate frost lens. The LED and lens optics provide a uniform distribution and excellent color rendering.

Wireless Connectivity
Speakers connect wirelessly via Bluetooth, and work with both Android and iOS devices. Easily listen to your favorite music or podcast wirelessly in your home or workshop.

Compliance and Reliability
cULus listed for dry location. Five-year comprehensive warranty. TM21 projected lumen maintenance is L70 > 50,000 hours. FCC Class B and Energy Star Certified.



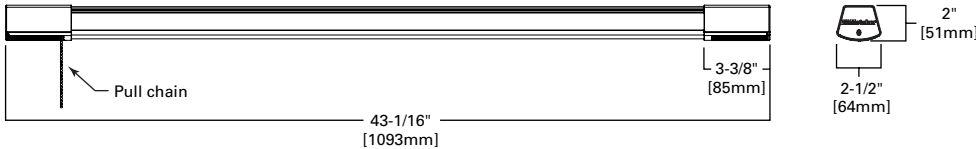
SHP-BTS

LED SHOPLIGHT WITH
BLUETOOTH SPEAKERS

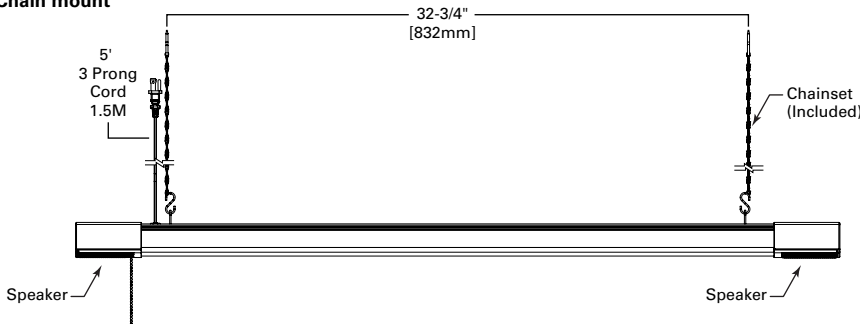


DIMENSION

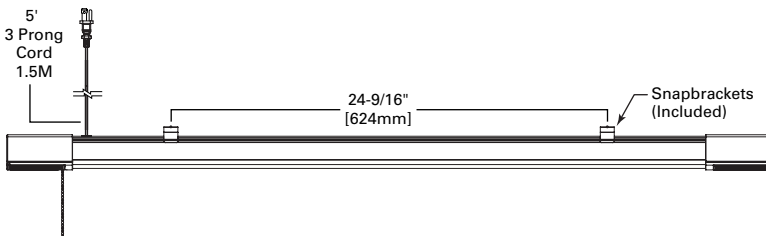
Cross-section



Chain mount



Surface mount



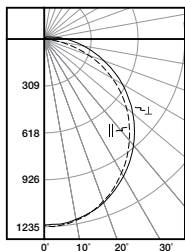
WATTAGE

| Model | Lumens | Wattage |
|-------------|--------|---------|
| 4SHP3240BTS | 3782 | 31 |

| Catalog Number | Product Description | UPC | Unit Carton (L x W x H) |
|----------------|---|--------------|-------------------------|
| 4SHP3240BTS | Shoplight LED 43" 3800L 4000K, 120V, BT Speaker | 080083785612 | 45 x 4 x 3.3 |

Metalux AP Series

PHOTOMETRICS



4SHP3240BTS
 Linear LED 4000K
 Spacing criterion:
 (H) 1.24 x mounting
 height, (L) 1.27 x
 mounting height
 Lumens: 3783
 Input Watts: 31.1W
 Efficacy: 121.6 lm/W
 Test Report:
 4SHP3240BTS.IES

| Candela | | | |
|---------|---------|------|----------|
| Angle | Along H | 45° | Across L |
| 0 | 1223 | 1223 | 1223 |
| 5 | 1229 | 1214 | 1221 |
| 10 | 1210 | 1199 | 1204 |
| 15 | 1181 | 1172 | 1179 |
| 20 | 1134 | 1134 | 1144 |
| 25 | 1081 | 1084 | 1096 |
| 30 | 1016 | 1028 | 1042 |
| 35 | 948 | 962 | 981 |
| 40 | 870 | 892 | 913 |
| 45 | 790 | 815 | 839 |
| 50 | 707 | 732 | 760 |
| 55 | 616 | 646 | 676 |
| 60 | 519 | 555 | 594 |
| 65 | 419 | 462 | 506 |
| 70 | 313 | 370 | 418 |
| 75 | 208 | 281 | 339 |
| 80 | 111 | 200 | 265 |
| 85 | 34 | 136 | 199 |
| 90 | 0 | 87 | 146 |

Coefficients of Utilization

| rc | Effective floor cavity reflectance | | | | | | | | | | | | | | | | | | | | | | | |
|------------|------------------------------------|-----|-----|-----|-----|-----|-----|-----|-----|-----|-----|-----|-----|-----|----|----|-----|----|----|----|----|----|----|----|
| | 80% | | | | 70% | | | | 50% | | | | 30% | | | | 10% | | | | 0% | | | |
| | 70 | 50 | 30 | 10 | 70 | 50 | 30 | 10 | 50 | 30 | 10 | 50 | 30 | 10 | 50 | 30 | 10 | 50 | 30 | 10 | 50 | 30 | 10 | 0 |
| RCR | | | | | | | | | | | | | | | | | | | | | | | | |
| 0 | 118 | 118 | 118 | 118 | 115 | 115 | 115 | 115 | 109 | 109 | 109 | 104 | 104 | 104 | 99 | 99 | 99 | 99 | 99 | 99 | 96 | 96 | 96 | 96 |
| 1 | 107 | 102 | 97 | 93 | 104 | 99 | 95 | 91 | 94 | 91 | 87 | 90 | 87 | 84 | 85 | 83 | 81 | 81 | 79 | 79 | 79 | 79 | 79 | 79 |
| 2 | 97 | 88 | 81 | 75 | 94 | 86 | 79 | 74 | 82 | 76 | 71 | 78 | 73 | 69 | 74 | 71 | 67 | 67 | 65 | 65 | 65 | 65 | 65 | 65 |
| 3 | 88 | 77 | 69 | 62 | 85 | 75 | 67 | 61 | 72 | 65 | 60 | 68 | 63 | 58 | 65 | 61 | 57 | 57 | 54 | 54 | 54 | 54 | 54 | 54 |
| 4 | 81 | 68 | 59 | 52 | 78 | 67 | 58 | 52 | 64 | 56 | 51 | 61 | 55 | 49 | 58 | 53 | 48 | 48 | 46 | 46 | 46 | 46 | 46 | 46 |
| 5 | 74 | 61 | 52 | 45 | 72 | 59 | 51 | 44 | 57 | 49 | 44 | 55 | 48 | 43 | 52 | 47 | 42 | 42 | 40 | 40 | 40 | 40 | 40 | 40 |
| 6 | 68 | 55 | 46 | 39 | 66 | 54 | 45 | 39 | 51 | 44 | 38 | 49 | 43 | 37 | 47 | 41 | 37 | 37 | 35 | 35 | 35 | 35 | 35 | 35 |
| 7 | 63 | 50 | 41 | 34 | 61 | 49 | 40 | 34 | 47 | 39 | 34 | 45 | 38 | 33 | 43 | 37 | 33 | 33 | 31 | 31 | 31 | 31 | 31 | 31 |
| 8 | 59 | 45 | 37 | 31 | 57 | 44 | 36 | 30 | 43 | 35 | 30 | 41 | 34 | 30 | 40 | 34 | 29 | 29 | 27 | 27 | 27 | 27 | 27 | 27 |
| 9 | 55 | 41 | 33 | 28 | 53 | 41 | 33 | 27 | 39 | 32 | 27 | 38 | 31 | 27 | 37 | 31 | 26 | 26 | 24 | 24 | 24 | 24 | 24 | 24 |
| 10 | 52 | 38 | 30 | 25 | 50 | 38 | 30 | 25 | 36 | 29 | 24 | 35 | 29 | 24 | 34 | 28 | 24 | 24 | 22 | 22 | 22 | 22 | 22 | 22 |

Zonal Lumen Summary

| Zone | Lumens | % Fixture |
|-------|--------|-----------|
| 0-30 | 945 | 25.0 |
| 0-40 | 1546 | 40.9 |
| 0-60 | 2748 | 72.6 |
| 0-90 | 3642 | 96.3 |
| 0-180 | 3783 | 100.0 |

Luminance Data

| Angle in Deg | Average 0-Deg cd/sm | Average 45-Deg cd/sm | Average 90-Deg cd/sm |
|--------------|---------------------|----------------------|----------------------|
| 45 | 19545 | 18275 | 18173 |
| 55 | 18734 | 17126 | 17096 |
| 65 | 17211 | 15556 | 15956 |
| 75 | 13804 | 13526 | 14790 |
| 85 | 6374 | 12121 | 14815 |

SHIPPING DATA

| Catalog No. | Weight per Carton | Units per Master Carton | Weight per Master Carton | Units per Pallet (40" x 48") |
|-------------|-------------------|-------------------------|--------------------------|------------------------------|
| 4SHP3240BTS | 4.1 lbs. | 2 | 8.2 | 72 |