
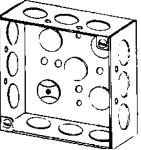


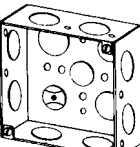




Outlet and Switch Boxes

4" Square Boxes - 1-1/2" Deep

With Knockouts

NEC:
Listed for Ordinary Locations

	Depth (Inches)	Wiring Cubic Inch Capacity	Knockout Description			Weight per 100 kg (lb)	Catalog Number (Universal No.)
			Sides	Ends	Bottom		
 1-1/4" Deep, Drawn	1-1/4	18.0	(10) 1/2"	—	(5) 1/2"	27.67 (61.0)	4SL-1/2 (52141-1/2)
 1-1/2" Deep, Welded	1-1/2	21.0	(12) 1/2"	—	(4) 1/2"	33.11 (73.0)	4S-1/2 (52151-1/2)
		1-1/2	21.0	(12) 1/2"	—	(4) 1/2"	33.11 (73.0)
 1-1/2" Deep, Drawn	1-1/2	21.0	(12) 1/2"	—	(5) 1/2"	33.11 (73.0)	4S1/2-DR (52151-1/2)
 1-1/2" Deep, Welded	1-1/2	21.0	(8) 3/4"	—	(2) 1/2" (2) 3/4"	30.39 (67.0)	4S-3/4 (52151-3/4)
		1-1/2	21.0	(8) 3/4"	—	(2) 1/2" (2) 3/4"	30.39 (67.0)
	1-1/2	21.0	(8) 3/4"	—	(2) 1/2" (2) 3/4"	30.39 (67.0)	4S3/4-DR (52151-3/4)

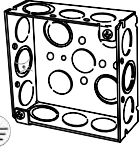
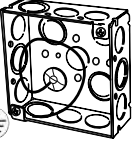
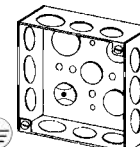
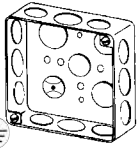

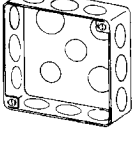
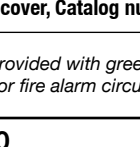
① For fire alarm circuits. Red powder coat finish.

Outlet and Switch Boxes

4" Square Boxes - 1-1/2" Deep

With Knockouts

NEC:
Listed for Ordinary Locations

	Depth (Inches)	Wiring Cubic Inch Capacity	Knockout Description			Weight per 100 kg (lb)	Catalog Number (Universal No.)
			Sides	Ends	Bottom		
 1-1/2" Deep, Welded	1-1/2	21.0	(8) 1/2" (4) Eccentric KO	—	(2) 1/2" (2) Eccentric KO	32.66 (72.0)	4SEK
 1-1/2" Deep, Welded	1-1/2	21.0	(8) 1/2" (4) Eccentric KO	—	(2) 1/2" (2) Eccentric KO	32.66 (72.0)	4SEKP ①
 1-1/2" Deep, Welded	1-1/2	21.0	(8) 1/2" (4) 3/4"	—	(2) 1/2" (2) 3/4"	33.11 (73.0)	4S-SPL (52151-SPL)
 1-1/2" Deep, Drawn	1-1/2	21.0	(8) 1/2" (4) 3/4"	—	(2) 1/2" (2) 3/4"	33.11 (73.0)	4S-SPL-DR (52151-SPL)
 1-1/2" Deep, Drawn	1-1/2	21.0	(8) 1/2" (4) 3/4"	—	(3) 1/2" (2) 3/4"	33.11 (73.0)	4S-SPL-DRRD ②
 1-1/2" Deep, Drawn	1-1/2	21.0	(8) 1/2" (4) 3/4"	—	(3) 1/2" (2) 1/2"	33.11 (73.0)	4S-SPL-DRP ①
 Plenum Box; 1-1/2" Deep, Drawn; Without any holes and with reset knockouts (Screws supplied with cover, Catalog number 8465P)	1-1/2	21.0	(8) 1/2" (4) 3/4"	—	(3) 1/2" (2) 3/4"	31.75 (70.0)	4SP

① Provided with green ground screw and 10" long No. 12 AWG solid, insulated green ground wire.

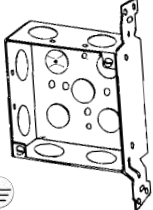
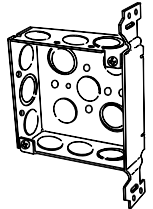
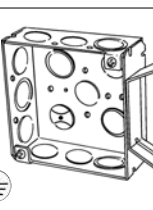
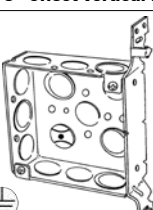

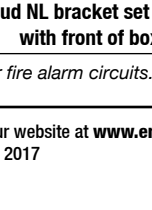
② For fire alarm circuits. Red powder coat finish.

Outlet and Switch Boxes

4" Square Boxes - 1-1/2" Deep

With Knockouts

NEC:
Listed for Ordinary Locations

	Depth (Inches)	Wiring Cubic Inch Capacity	Knockout Description			Weight per 100 kg (lb)	Catalog Number (Universal No.)
			Sides	Ends	Bottom		
 <p>1-1/2" Deep, Welded; Plain vertical bracket</p>	1-1/2	21.0	(6) 3/4"	—	(2) 1/2" (2) 3/4"	36.74 (81.0)	4SVB3/4PL (52151-V-3/4)
 <p>1-1/2" Deep, Welded; Plain vertical bracket</p>	1-1/2	21.0	(6) 1/2" (3) Eccentric KO	—	(2) 1/2" (2) Eccentric KO	36.74 (81.0)	4SVB-EK-PL
 <p>1-1/2" Deep, Welded; Plain vertical bracket</p>	1-1/2	21.0	(6) 1/2" (3) Eccentric KO	—	(2) 1/2" (2) Eccentric KO	36.74 (81.0)	4SVB-EK-PLRD ①
 <p>1-1/2" Deep, Welded; 1-3/8" offset vertical bracket</p>	1-1/2	21.0	(6) 1/2" (3) Eccentric KO	—	(2) 1/2" (2) Eccentric KO	40.37 (89.0)	4SOB-EK
 <p>1-1/2" Deep, Welded; Vertical bracket with barbed hooks</p>	1-1/2	21.0	(6) 1/2" (3) Eccentric KO	—	(2) 1/2" (2) Eccentric KO	37.19 (82.0)	4SAB-EK
 <p>1-1/2" Deep, Welded; Stud NL bracket set flush with front of box</p>	1-1/2	21.0	(6) 1/2" (3) Eccentric KO	—	(2) 1/2" (2) Eccentric KO	35.38 (78.0)	4SB-EK (52151-B-1/2)

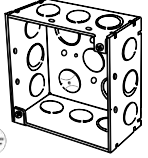



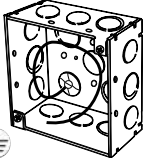

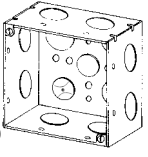

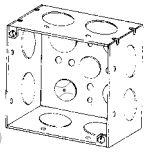

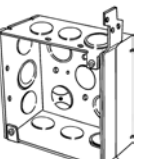

① For fire alarm circuits. Red powder coat finish.

Outlet and Switch Boxes

4" Square Boxes - 2-1/8" Deep

With Knockouts

NEC:
Listed for Ordinary Locations

	Depth (Inches)	Wiring Cubic Inch Capacity	Knockout Description			Weight per 100 kg (lb)	Catalog Number (Universal No.)
			Sides	Ends	Bottom		
	2-1/8	30.3	(8) 1/2" (4) Eccentric KO	—	(2) 1/2" (2) Eccentric KO	37.19 (82.0)	4SD-EK
  Red Box Option	2-1/8	30.3	(8) 1/2" (4) Eccentric KO	—	(2) 1/2" (2) Eccentric KO	37.19 (82.0)	4SD-EKRD ①
 2-1/8" Deep, Welded							
	2-1/8	30.3	(8) 1/2" (4) Eccentric KO	—	(2) 1/2" (2) Eccentric KO	37.19 (82.0)	4SD-EKP ②
 2-1/8" Deep, Welded With Green Ground Wire							
	2-1/8	30.3	(8) 3/4"	—	(3) 1/2" (2) 3/4"	38.10 (84.0)	4SD-3/4 (52171-3/4)
 2-1/8" Deep, Welded							
	2-1/8	30.3	(8) 1"	—	(3) 1/2" (2) 3/4"	38.10 (84.0)	4SD-1 (52171-1)
 2-1/8" Deep, Welded							
	2-1/8	30.3	(6) 1/2" (3) Eccentric KO	—	(2) 1/2" (2) Eccentric KO	47.17 (104.0)	4SDVB-EK-PL
 2-1/8" Deep, Welded; Plain vertical bracket; Set flush with front of box	2-1/8	30.3	(6) 1/2" (3) Eccentric KO	—	(2) 1/2" (2) Eccentric KO	47.17 (104.0)	4SDVB-EK-PLRD ①

① For fire alarm circuits. Red powder coat finish.

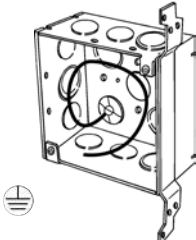
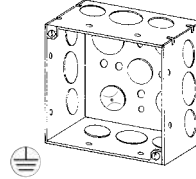

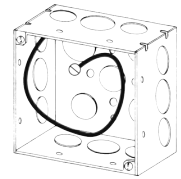
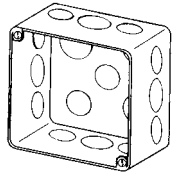
② Provided with green ground screw and 10" long No. 12 AWG solid, insulated green ground wire.

Outlet and Switch Boxes

4" Square Boxes - 2-1/8" Deep

With Knockouts

NEC:
Listed for Ordinary Locations

	Depth (Inches)	Wiring Cubic Inch Capacity	Knockout Description			Weight per 100 kg (lb)	Catalog Number (Universal No.)
			Sides	Ends	Bottom		
 <p>2-1/8" Deep, Welded; Plain vertical bracket; Set flush with front of box</p>	2-1/8	30.3	(6) 1/2" (3) Eccentric KO	—	(2) 1/2" (2) Eccentric KO	47.17 (104.0)	4SDVB-EK-PLP ①
 <p>2-1/8" Deep, Welded</p>	2-1/8	30.3	(8) 1/2" (4) 3/4"	—	(3) 1/2" (2) 3/4"	38.56 (85.0)	4SD-SPL (52171-SPL)
 <p>2-1/8" Deep, Welded</p>	2-1/8	30.3	(8) 1/2" (4) 3/4"	—	(3) 1/2" (2) 3/4"	38.56 (85.0)	4SD-SPLRD ②
 <p>2-1/8" Deep, Welded</p>	2-1/8	30.3	(8) 1/2" (4) 3/4"	—	(3) 1/2" (2) 3/4"	38.56 (85.0)	4SD-SPLP ①
 <p>Plenum Box, 2-1/8" Deep, Drawn; Without any holes and with reset knockouts (Screws supplied with cover, catalog number 8465P)</p>	2-1/8	30.3	(8) 1/2" (4) 3/4"	—	(3) 1/2" (2) 3/4"	38.10 (84.0)	4SPD

① Provided with green ground screw and 10" long No. 12 AWG solid, insulated green ground wire.

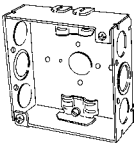
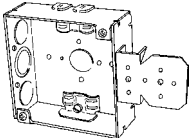
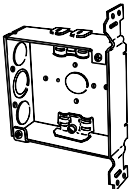
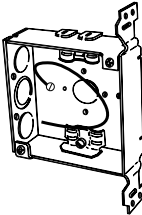
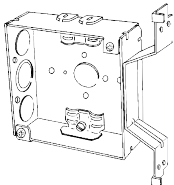
② For fire alarm circuits. Red powder coat finish.

Outlet and Switch Boxes

4" Square Boxes

With Nonmetallic Sheathed Cable Clamps

NEC:
Listed for Ordinary Locations

	Depth (Inches)	Wiring Cubic Inch Capacity	Type Clamp	Knockout Description			Weight per 100 kg (lb)	Catalog Number (Universal No.)
				Sides	Ends	Bottom		
 <p>1-1/2" Deep, Welded Nail holes</p>	1-1/2	21.0	CL-26	(4) 1/2" (2) Eccentric KO	(4) 2 1/32"	(1) 1/2"	33.57 (74.0)	4SR-EK
 <p>1-1/2" Deep, Welded; Stud NL Bracket set flush with front of box</p>	1-1/2	21.0	CL-26	(2) 1/2" (1) Eccentric KO	(4) 2 1/32"	(1) 1/2"	39.92 (88.0)	4SRB-EK
 <p>1-1/2" Deep, Welded; 1-3/8" offset vertical bracket; Set flush with front of box</p>	1-1/2	21.0	CL-26	(2) 1/2" (1) Eccentric KO	(4) 2 1/32"	(1) 1/2"	38.10 (84.0)	4SRVB-EK-PL
 <p>1-1/2" Deep, Welded; Plain vertical bracket</p> <p>With Green Ground Wire</p>	1-1/2	21.0	CL-26	(2) 1/2"	(4) 2 1/32"	(1) 1/2"	38.10 (84.0)	4SRVB-EK-PLP ①
 <p>1-1/2" Deep, Welded; 1-3/8" offset vertical bracket; Set flush with front of box</p>	1-1/2	21.0	CL-26	(2) 1/2" (1) Eccentric KO	(4) 2 1/32"	(1) 1/2"	42.64 (94.0)	4SROB-EK

① Provided with green ground screw and 10" long No. 12 AWG solid, insulated green ground wire.

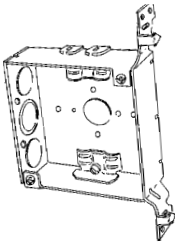
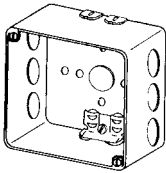
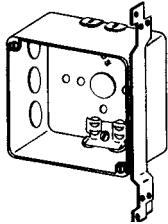
Outlet and Switch Boxes

4" Square Boxes

With Nonmetallic Sheathed Cable Clamps

NEC:

Listed for Ordinary Locations

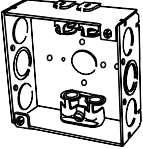

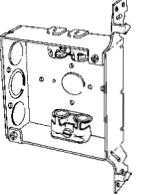
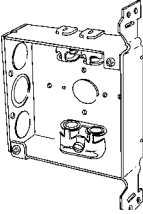
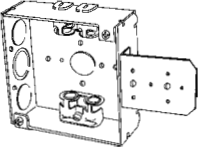
	Depth (Inches)	Wiring Cubic Inch Capacity	Type Clamp	Knockout Description			Weight per 100 kg (lb)	Catalog Number (Universal No.)
				Sides	Ends	Bottom		
 <p>1-1/8" Deep, Welded; Vertical bracket with barbed hooks</p>	1-1/2	21.0	CL-26	(2) 1/2" (1) Eccentric KO	(4) 21/32"	(1) 1/2"	39.92 (88.0)	4SRAB-EK
 <p>2-1/8" Deep, Drawn Nail holes</p>	2-1/8	30.3	CL-26	(6) 1/2"	(4) 21/32"	(1) 1/2"	40.82 (90.0)	4SRD
 <p>2-1/8" Deep, Drawn; Plain vertical bracket flush with front of box</p>	2-1/8	30.3	CL-26	(3) 1/2"	(4) 21/32"	(1) 1/2"	45.36 (100.0)	4SRDVB-PL

Outlet and Switch Boxes

4" Square Boxes

With Armored Cable (AC)/Metal Clad Cable (MCI, MCI-A, MCC)/ Flexible Metal Conduit Clamps

NEC:
Listed for Ordinary Locations

	Depth (Inches)	Wiring Cubic Inch Capacity	Type Clamp	Knockout Description			Weight per 100 kg (lb)	Catalog Number (Universal No.)
				Sides	Ends	Bottom		
 1-1/2" Deep, Welded	1-1/2	21.0	CL-13	(4) 1/2" (2) Eccentric KO	(4) 21/32"	(1) 1/2"	45.36 (100.0)	4SX-EK (52151VB)
 1-1/2" Deep, Welded With Green Ground Wire	1-1/2	21.0	CL-13	(4) 1/2" (2) Eccentric KO	(4) 21/32"	(1) 1/2"	45.36 (100.0)	4SX-EKP ①
 1-1/2" Deep, Welded; Vertical bracket with barbed hooks	1-1/2	21.0	CL-13	(2) 1/2" (1) Eccentric KO	(4) 21/32"	(1) 1/2"	45.36 (100.0)	4SXAB-EK (52151VB)
 1-1/2" Deep, Welded; Plain vertical bracket	1-1/2	21.0	CL-13	(2) 1/2" (1) Eccentric KO	(4) 21/32"	(1) 1/2"	51.71 (114.0)	4SXVB-EK-PL
 1-1/2" Deep, Welded; Plain NL bracket set flush with front of box	1-1/2	21.0	CL-13	(2) 1/2" (1) Eccentric KO	(4) 21/32"	(1) 1/2"	52.62 (116.0)	4SXB-EK-PL

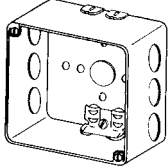
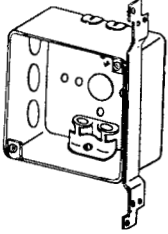
① Provided with green ground screw and 10" long No. 12 AWG solid, insulated green ground wire.

Outlet and Switch Boxes

4" Square Boxes

With Armored Cable (AC)/Metal Clad Cable (MCI, MCI-A, MCC)/ Flexible Metal Conduit Clamps

NEC:
Listed for Ordinary Locations

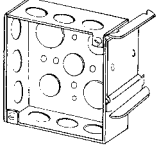
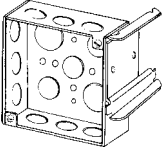
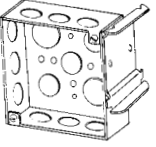
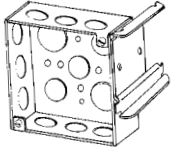
	Depth (Inches)	Wiring Cubic Inch Capacity	Type Clamp	Knockout Description			Weight per 100 kg (lb)	Catalog Number (Universal No.)
				Sides	Ends	Bottom		
 <p>2-1/8" Deep, Drawn</p>	2-1/8	30.3	CL-13	(6) 1/2"	(4) 21/32"	(1) 1/2"	45.36 (100.0)	4SX
 <p>2-1/8" Deep, Drawn; Plain vertical bracket; Set flush with front of box</p>	2-1/8	30.3	CL-13	(3) 1/2"	(4) 21/32"	(1) 1/2"	51.71 (114.0)	4SXDVb-PL

Outlet and Switch Boxes

4" Square Boxes with Snap-In Brackets

For 2-1/2" and 3-5/8" Metal Studs

NEC:
Listed for Ordinary Locations

	Depth (Inches)	Wiring Cubic Inch Capacity	Stud Size (Inches)	Type Clamp	Knockout Description			Weight per 100 kg (lb)	Catalog Number (Universal No.)
					Sides	Ends	Bottom		
 1-1/2" Deep, Welded; For 2-1/2" metal stud	1-1/2	2-1/2	21.0	—	(9) 1/2"	—	(5) 1/2"	41.73 (92.0)	4S1/2-SB2-1/2
 1-1/2" Deep, Welded; For 3-5/8" metal stud	1-1/2	3-5/8	21.0	—	(9) 1/2"	—	(5) 1/2"	46.27 (102.0)	4S1/2-SB3-5/8
 1-1/2" Deep, Welded; For 2-1/2" metal stud	1-1/2	2-1/2	21.0	—	(6) 1/2" (3) 3/4"	—	(3) 1/2" (2) 3/4"	41.73 (92.0)	4S-SPL-SB2-1/2
 1-1/2" Deep, Welded; For 3-5/8" metal stud	1-1/2	3-5/8	21.0	—	(6) 1/2" (3) 3/4"	—	(3) 1/2" (2) 3/4"	46.27 (102.0)	4S-SPL-SB3-5/8

Appleton OZGEDNEY

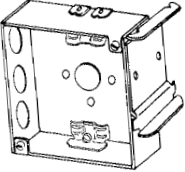
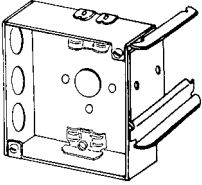
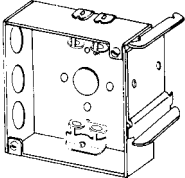
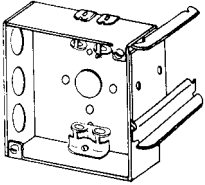
COMMERCIAL AND INDUSTRIAL FITTINGS: OUTLET BOXES, SWITCH BOXES AND COVERS

Outlet and Switch Boxes

4" Square Boxes with Snap-In Brackets

For 2-1/2" and 3-5/8" Metal Studs

NEC:
Listed for Ordinary Locations

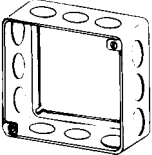
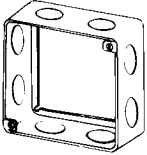
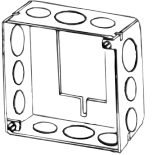
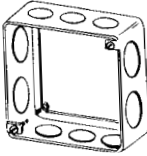
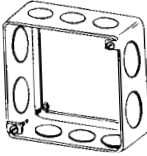
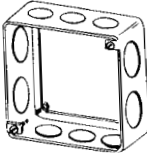
	Depth (Inches)	Stud Size (Inches)	Wiring Cubic Inch Capacity	Type Clamp	Knockout Description			Weight per 100 kg (lb)	Catalog Number (Universal No.)
					Sides	Ends	Bottom		
With Nonmetallic Sheathed Cable Clamps									
	1-1/2	2-1/2	21.0	CL-26	(3) 1/2"	(4) 21/32"	(1) 1/2"	42.18 (93.0)	4SR-SB2-1/2
1-1/2" Deep, Welded For 2-1/2" metal stud									
	1-1/2	3-5/8	21.0	CL-26	(3) 1/2"	(4) 21/32"	(1) 1/2"	46.72 (103.0)	4SR-SB3-5/8
1-1/2" Deep, Welded For 3-5/8" metal stud									
With Armored Cable (AC)/Metal Clad Cable (MCI, MCI-A, MCC) Clamps									
	1-1/2	2-1/2	21.0	CL-13	(3) 1/2"	(4) 21/32"	(1) 1/2"	53.98 (119.0)	4SX-SB2-1/2
1-1/2" Deep, Welded For 2-1/2" metal stud									
	1-1/2	3-5/8	21.0	CL-13	(3) 1/2"	(4) 21/32"	(1) 1/2"	58.51 (129.0)	4SX-SB3-5/8
1-1/2" Deep, Welded For 3-5/8" metal stud									

Outlet and Switch Boxes

4" Square Box Extension Rings and Thru-Ring

With Knockouts

NEC:
Listed for Ordinary Locations

	Depth (Inches)	Wiring Cubic Inch Capacity	Knockout Description			Weight per 100 kg (lb)	Catalog Number (Universal No.)
			Sides	Ends	Bottom		
 Extension Ring 1-1/2" Deep, Drawn Top: Two 8-32 screws Bottom: Two slide-on slots	1-1/2	21.0	(12) 1/2"	—	—	19.96 (44.0)	4SE-1/2
 Extension Ring 1-1/2" Deep, Drawn Top: Two 8-32 screws Bottom: Two slide-on slots	1-1/2	21.0	(8) 3/4"	—	—	19.96 (44.0)	4SE-3/4 (53151-3/4)
 Extension Ring 1-1/2" Deep, Welded Top: Two 8-32 screws Bottom: Cutout for switch or handy box	1-1/2	21.0	(8) 1/2" (4) 3/4"	—	—	29.03 (64.0)	4SSBE-SPL
 Red Box Option 1-1/2" Deep, Welded Top: Two 8-32 screws Bottom: Cutout for switch or handy box	Red Box Option 1-1/2	21.0	(8) 1/2" (4) 3/4"	—	—	29.03 (64.0)	4SSBE-SPLRD ①
 Combo Extension-Thru-Ring 1-1/2" Deep, Drawn Top: Two 8-32 screws Bottom: Two 8-32 screws and two slide-on screws	1-1/2	21.0	(6) 1/2" (4) 3/4"	—	—	21.32 (47.0)	4SES (53151-1/2)
 Red Box Option 1-1/2" Deep, Drawn Top: Two 8-32 screws Bottom: Two 8-32 screws and two slide-on screws	Red Box Option 1-1/2	21.0	(6) 1/2" (4) 3/4"	—	—	21.32 (47.0)	4SESRD ①

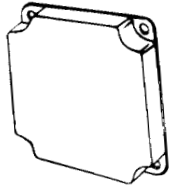

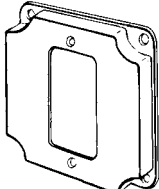
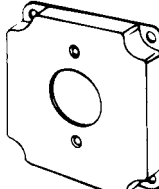
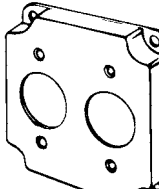
① For fire alarm circuits. Red powder coat finish.

Outlet and Switch Boxes

4" Square Covers

Raised Surface Covers

NEC:
Listed for Ordinary Locations

	Depth (Inches)	Wiring Cubic Inch Capacity	Description	Weight per 100 kg (lb)	Catalog Number (Universal No.)
 <p>1/2" Raised</p>	1/2	7.0	Blank	20.41 (45.0)	8360
 <p>1/2" Raised</p>	1/2	7.0	One Toggle Switch	19.96 (44.0)	8361 (52-1T)
 <p>1/2" Raised</p>	1/2	7.0	One GFCI Device	15.88 (35.0)	8362
 <p>1/2" Raised 1-13/32" Opening</p>	1/2	7.0	One Single Flush Receptacle 1-13/32" D	18.14 (40.0)	8363
 <p>1/2" Raised 1-13/32" Openings</p>	1/2	7.0	Two Single Flush Receptacles 1-13/32" D	17.24 (38.0)	8364

Appleton OZGEDNEY

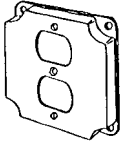
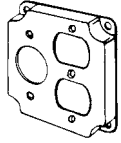
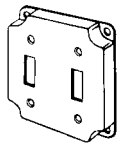
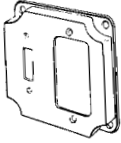
COMMERCIAL AND INDUSTRIAL FITTINGS: OUTLET BOXES, SWITCH BOXES AND COVERS

Outlet and Switch Boxes

4" Square Covers

Raised Surface Covers

NEC:
Listed for Ordinary Locations

	Depth (Inches)	Wiring Cubic Inch Capacity	Description	Weight per 100 kg (lb)	Catalog Number (Universal No.)
 1/2" Raised	1/2	7.0	One Duplex Flush Receptacle ①	16.33 (36.0)	8365N
 1/2" Raised	1/2	7.0	One Duplex Flush Receptacle ①, One Single Flush Receptacle 1-13/32" D	14.97 (33.0)	8366
 1/2" Raised	1/2	7.0	Two Toggle Switches	19.05 (42.0)	8367 (52-2T)
 1/2" Raised 1-13/32" Opening	1/2	7.0	One Toggle Switch, One Single Flush Receptacle 1-13/32" D	17.69 (39.0)	8368
 1/2" Raised	1/2	7.0	Two Duplex Flush Receptacles ①	14.97 (33.0)	8371N
 1/2" Raised	1/2	7.0	One Duplex Flush, One GFCI Device ①	14.51 (32.0)	8373N
 1/2" Raised	1/2	7.0	One Toggle Switch, One GFCI Device	17.24 (38.0)	8374

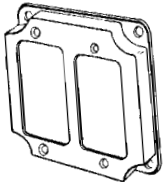

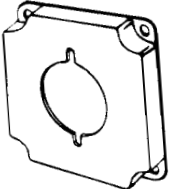
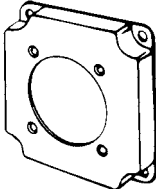
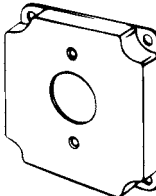
① Extra mounting screws and nuts provided.

Outlet and Switch Boxes

4" Square Covers

Raised Surface Covers

NEC:
Listed for Ordinary Locations

	Depth (Inches)	Wiring Cubic Inch Capacity	Description	Weight per 100 kg (lb)	Catalog Number (Universal No.)
 <p>1/2" Raised</p>	1/2	7.0	Two GFCI or Decora Switches	20.41 (45.0)	8362N
 <p>1/2" Raised</p>	1/2	7.0	One Toggle Switch, One Duplex Flush ①	20.41 (45.0)	8375N
 <p>1/2" Raised 2-9/64" Opening</p>	1/2	7.0	30-50A Single Flush Receptacle 2-9/64" D	19.96 (44.0)	8377
 <p>1/2" Raised 2-1/2" Opening</p>	1/2	7.0	One Single Flush Receptacle 2-1/2" D	15.88 (35.0)	8378
 <p>1/2" Raised 1-19/32" Opening</p>	1/2	7.0	20A Twist Lock Receptacle 1-19/32" D	18.14 (40.0)	8379 (52R54)


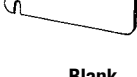
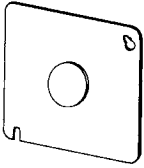

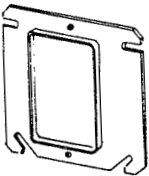
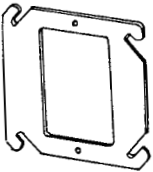
① Extra mounting screws and nuts provided.

Outlet and Switch Boxes

4" Square Covers

Flat Covers and Single Device - Plaster Rings/Mud Rings

NEC:
Listed for Ordinary Locations

	Depth (Inches)	Wiring Cubic Inch Capacity	Description	Weight per 100 kg (lb)	Catalog Number (Universal No.)
Flat Covers					
	Flat	—	Blank	14.51 (32.0)	8465 (52C1)
Blank					
	Flat	—	Blank	14.51 (32.0)	8465RD ①
Red Box Option					
	Flat	—	1/2" KO	14.51 (32.0)	8474 (52C6)
1/2" KO					
	Flat	—	Blank Plenum Box Cover Gasketed with Two Captive Screws	15.88 (35.0)	8465P
Plenum box cover with gasket and screws					
Single Device					
	1/4	1.5	Single Device	9.98 (22.0)	8468WB (52C36)
1/4" Raised					
	Flat	0.0	Single Device	9.53 (21.0)	8468F (52C-0)
Flat					





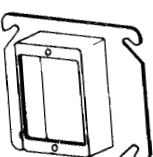
① For fire alarm circuits. Red powder coat finish.

Outlet and Switch Boxes

4" Square Covers

Single Device - Plaster Rings/Mud Rings

NEC:
Listed for Ordinary Locations

	Depth (Inches)	Wiring Cubic Inch Capacity	Description	Weight per 100 kg (lb)	Catalog Number (Universal No.)
 1/4" Raised	1/4	2.0	Single Device	10.43 (23.0)	8468B (52C62)
 1/2" Raised	1/2	3.5	Single Device - Drawn	12.70 (28.0)	8468A (52C13)
 5/8" Raised	5/8	4.5	Single Device - Drawn	12.70 (28.0)	8468C (52C14-5/8)
 3/4" Raised	3/4	5.5	Single Device - Drawn	14.51 (32.0)	8468 (52C14)
 1" Raised	1	7.5	Single Device - Drawn	16.33 (36.0)	8466A (52C15)
 1-1/4" Raised	1-1/4	9.5	Single Device - Drawn	18.14 (40.0)	8466 (52C16)

Appleton OZGEDNEY

COMMERCIAL AND INDUSTRIAL FITTINGS: OUTLET BOXES, SWITCH BOXES AND COVERS

Outlet and Switch Boxes

4" Square Covers

Single Device - Ceiling Plaster Rings/Mud Rings

NEC:
Listed for Ordinary Locations

	Depth (Inches)	Wiring Cubic Inch Capacity	Description	Weight per 100 kg (lb)	Catalog Number (Universal No.)
 1/4" Raised	1/4	1.5	Ears 2-3/4" C to C Open	9.98 (22.0)	8461E (52C3-1/4)
 1/2" Raised	1/2	3.5	Ears 2-3/4" C to C Open	10.89 (24.0)	8461A (52C3-1/2)
 5/8" Raised	5/8	4.5	Ears 2-3/4" C to C Open	11.79 (26.0)	8461 (52C)
 3/4" Raised	3/4	5.0	Ears 2-3/4" C to C Open	12.70 (28.0)	8461B (52C3-3/4)
 1" Raised	1	7.0	Ears 2-3/4" C to C Open	24.49 (54.0)	8461C (52C3-1)
 1-1/4" Raised	1-1/4	9.0	Ears 2-3/4" C to C Open	33.11 (73.0)	8461D (52C3-1-1/4)

Appleton OZGEDNEY

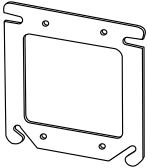


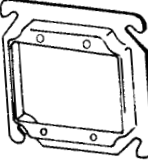
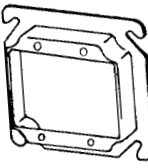
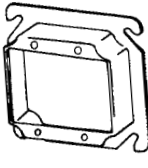
COMMERCIAL AND INDUSTRIAL FITTINGS: OUTLET BOXES, SWITCH BOXES AND COVERS

Outlet and Switch Boxes

4" Square Covers

Double Device - Plaster Rings/Mud Rings

NEC:
Listed for Ordinary Locations

	Depth (Inches)	Wiring Cubic Inch Capacity	Description	Weight per 100 kg (lb)	Catalog Number (Universal No.)
 Flat	Flat	0.0	Double Device	5.89 (13.0)	8470F (52C-00)
 1/4" Raised	1/4	3.5	Double Device	7.71 (17.0)	8470WB (52C37)
 1/4" Raised	1/4	3.0	Double Device	5.89 (13.0)	8470B (52C20)
 1/2" Raised	1/2	6.0	Double Device	9.07 (20.0)	8470A (52C17)
 5/8" Raised	5/8	8.0	Double Device	9.98 (22.0)	8470C (52C185/8)
 3/4" Raised	3/4	9.0	Double Device	10.89 (24.0)	8470 (52C18)

Appleton OZGEDNEY

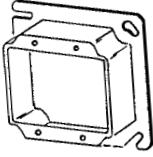
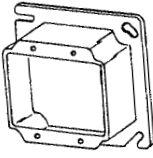
COMMERCIAL AND INDUSTRIAL FITTINGS: OUTLET BOXES, SWITCH BOXES AND COVERS

Outlet and Switch Boxes

4" Square Covers

Double Device - Plaster Rings/Mud Rings

NEC:
Listed for Ordinary Locations

	Depth (Inches)	Wiring Cubic Inch Capacity	Description	Weight per 100 kg (lb)	Catalog Number (Universal No.)
 <p>1" Raised</p>	1	12.0	Double Device	13.61 (30.0)	8469A (52C19)
 <p>1-1/4" Raised</p>	1-1/4	15.0	Double Device	18.14 (40.0)	8469B (52C21)


Appleton OZGEDNEY

COMMERCIAL AND INDUSTRIAL FITTINGS: OUTLET BOXES, SWITCH BOXES AND COVERS

Outlet and Switch Boxes

4" Square Tile Covers

Single Device - Plaster Rings/Mud Rings

NEC:
Listed for Ordinary Locations

	Depth (Inches)	Wiring Cubic Inch Capacity	Description	Weight per 100 kg (lb)	Catalog Number (Universal No.)
 Flat	1/2	3.5	Single Device	13.61 (30.0)	846-50 (52C49-1/2)
 1/4" Raised	3/4	5.8	Single Device	15.88 (35.0)	846-75 (52C49-3/4)
 1/4" Raised	1	7.5	Single Device	18.14 (40.0)	846-100 (52C49-1)
 1/2" Raised	1-1/4	9.3	Single Device	20.87 (46.0)	846-125 (52C49-1-1/4)
 5/8" Raised	1-1/2	11	Single Device	23.59 (52.0)	846-150 (52C50-1-1/2)
 3/4" Raised	2	14.8	Single Device	29.03 (64.0)	846-200 (52C51-2)

Outlet and Switch Boxes

4" Square Tile Covers

Double Device - Plaster Rings/Mud Rings

NEC:
Listed for Ordinary Locations

	Depth (Inches)	Wiring Cubic Inch Capacity	Description	Weight per 100 kg (lb)	Catalog Number (Universal No.)
 1/2" Raised	1/2	3.5	Single Device	13.61 (30.0)	847-50 (52C52-1/2)
 3/4" Raised	3/4	5.8	Single Device	15.88 (35.0)	847-75 (52C52-3/4)
 1" Raised	1	7.5	Single Device	18.14 (40.0)	847-100 (52C5-1)
 1-1/4" Raised	1-1/4	9.3	Single Device	20.87 (46.0)	847-125 (52C52-1-1/4)
 1-1/2" Raised	1-1/2	11	Single Device	23.59 (52.0)	847-150 (52C53-1-1/2)
 2" Raised	2	14.8	Single Device	29.03 (64.0)	847-200 (52C54-2)

Appleton OZGEDNEY


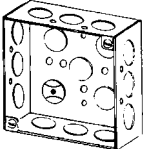


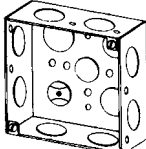
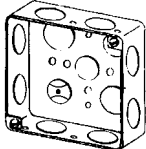
COMMERCIAL AND INDUSTRIAL FITTINGS: OUTLET BOXES, SWITCH BOXES AND COVERS

Outlet and Switch Boxes

4" Square Boxes - 1-1/2" Deep

With Knockouts

NEC:
Listed for Ordinary Locations

	Depth (Inches)	Wiring Cubic Inch Capacity	Knockout Description			Weight per 100 kg (lb)	Catalog Number (Universal No.)
			Sides	Ends	Bottom		
 1-1/4" Deep, Drawn	1-1/4	18.0	(10) 1/2"	—	(5) 1/2"	27.67 (61.0)	4SL-1/2 (52141-1/2)
 1-1/2" Deep, Welded	1-1/2	21.0	(12) 1/2"	—	(4) 1/2"	33.11 (73.0)	4S-1/2 (52151-1/2)
 1-1/2" Deep, Welded	1-1/2	21.0	(12) 1/2"	—	(4) 1/2"	33.11 (73.0)	4S-1/2RD ①
 1-1/2" Deep, Drawn	1-1/2	21.0	(12) 1/2"	—	(5) 1/2"	33.11 (73.0)	4S1/2-DR (52151-1/2)
 1-1/2" Deep, Welded	1-1/2	21.0	(8) 3/4"	—	(2) 1/2" (2) 3/4"	30.39 (67.0)	4S-3/4 (52151-3/4)
 1-1/2" Deep, Drawn	1-1/2	21.0	(8) 3/4"	—	(2) 1/2" (2) 3/4"	30.39 (67.0)	4S3/4-DR (52151-3/4)

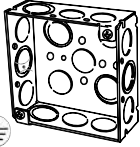
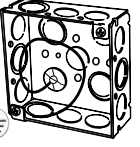
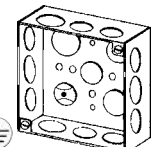
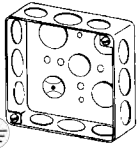
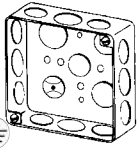

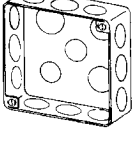
① For fire alarm circuits. Red powder coat finish.

Outlet and Switch Boxes

4" Square Boxes - 1-1/2" Deep

With Knockouts

NEC:
Listed for Ordinary Locations

	Depth (Inches)	Wiring Cubic Inch Capacity	Knockout Description			Weight per 100 kg (lb)	Catalog Number (Universal No.)
			Sides	Ends	Bottom		
 1-1/2" Deep, Welded	1-1/2	21.0	(8) 1/2" (4) Eccentric KO	—	(2) 1/2" (2) Eccentric KO	32.66 (72.0)	4SEK
 1-1/2" Deep, Welded	1-1/2	21.0	(8) 1/2" (4) Eccentric KO	—	(2) 1/2" (2) Eccentric KO	32.66 (72.0)	4SEKP ①
 1-1/2" Deep, Welded	1-1/2	21.0	(8) 1/2" (4) 3/4"	—	(2) 1/2" (2) 3/4"	33.11 (73.0)	4S-SPL (52151-SPL)
 1-1/2" Deep, Drawn	1-1/2	21.0	(8) 1/2" (4) 3/4"	—	(2) 1/2" (2) 3/4"	33.11 (73.0)	4S-SPL-DR (52151-SPL)
 1-1/2" Deep, Drawn	1-1/2	21.0	(8) 1/2" (4) 3/4"	—	(3) 1/2" (2) 3/4"	33.11 (73.0)	4S-SPL-DRRD ②
 1-1/2" Deep, Drawn	1-1/2	21.0	(8) 1/2" (4) 3/4"	—	(3) 1/2" (2) 1/2"	33.11 (73.0)	4S-SPL-DRP ①
 Plenum Box; 1-1/2" Deep, Drawn; Without any holes and with reset knockouts (Screws supplied with cover, Catalog number 8465P)	1-1/2	21.0	(8) 1/2" (4) 3/4"	—	(3) 1/2" (2) 3/4"	31.75 (70.0)	4SP

① Provided with green ground screw and 10" long No. 12 AWG solid, insulated green ground wire.

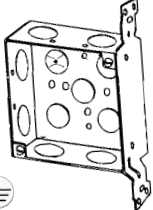
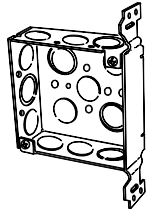
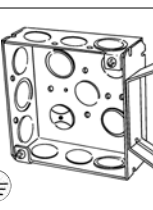
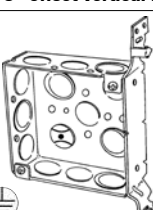

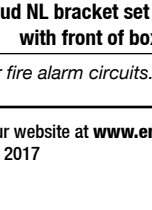
② For fire alarm circuits. Red powder coat finish.

Outlet and Switch Boxes

4" Square Boxes - 1-1/2" Deep

With Knockouts

NEC:
Listed for Ordinary Locations

	Depth (Inches)	Wiring Cubic Inch Capacity	Knockout Description			Weight per 100 kg (lb)	Catalog Number (Universal No.)
			Sides	Ends	Bottom		
 <p>1-1/2" Deep, Welded; Plain vertical bracket</p>	1-1/2	21.0	(6) 3/4"	—	(2) 1/2" (2) 3/4"	36.74 (81.0)	4SVB3/4PL (52151-V-3/4)
 <p>1-1/2" Deep, Welded; Plain vertical bracket</p>	1-1/2	21.0	(6) 1/2" (3) Eccentric KO	—	(2) 1/2" (2) Eccentric KO	36.74 (81.0)	4SVB-EK-PL
 <p>1-1/2" Deep, Welded; Plain vertical bracket</p>	1-1/2	21.0	(6) 1/2" (3) Eccentric KO	—	(2) 1/2" (2) Eccentric KO	36.74 (81.0)	4SVB-EK-PLRD ①
 <p>1-1/2" Deep, Welded; 1-3/8" offset vertical bracket</p>	1-1/2	21.0	(6) 1/2" (3) Eccentric KO	—	(2) 1/2" (2) Eccentric KO	40.37 (89.0)	4SOB-EK
 <p>1-1/2" Deep, Welded; Vertical bracket with barbed hooks</p>	1-1/2	21.0	(6) 1/2" (3) Eccentric KO	—	(2) 1/2" (2) Eccentric KO	37.19 (82.0)	4SAB-EK
 <p>1-1/2" Deep, Welded; Stud NL bracket set flush with front of box</p>	1-1/2	21.0	(6) 1/2" (3) Eccentric KO	—	(2) 1/2" (2) Eccentric KO	35.38 (78.0)	4SB-EK (52151-B-1/2)

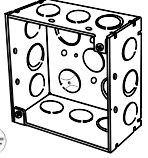



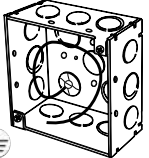

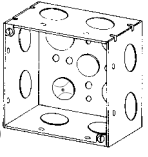

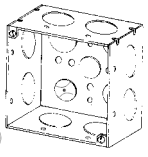

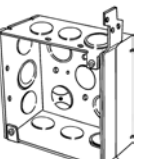

① For fire alarm circuits. Red powder coat finish.

Outlet and Switch Boxes

4" Square Boxes - 2-1/8" Deep

With Knockouts

NEC:
Listed for Ordinary Locations

	Depth (Inches)	Wiring Cubic Inch Capacity	Knockout Description			Weight per 100 kg (lb)	Catalog Number (Universal No.)
			Sides	Ends	Bottom		
	2-1/8	30.3	(8) 1/2" (4) Eccentric KO	—	(2) 1/2" (2) Eccentric KO	37.19 (82.0)	4SD-EK
  Red Box Option	2-1/8	30.3	(8) 1/2" (4) Eccentric KO	—	"(2) 1/2" (2) Eccentric KO	37.19 (82.0)	4SD-EKRD ①
 2-1/8" Deep, Welded							
	2-1/8	30.3	(8) 1/2" (4) Eccentric KO	—	(2) 1/2" (2) Eccentric KO	37.19 (82.0)	4SD-EKP ②
 2-1/8" Deep, Welded With Green Ground Wire							
	2-1/8	30.3	(8) 3/4"	—	(3) 1/2" (2) 3/4"	38.10 (84.0)	4SD-3/4 (52171-3/4)
 2-1/8" Deep, Welded							
	2-1/8	30.3	(8) 1"	—	(3) 1/2" (2) 3/4"	38.10 (84.0)	4SD-1 (52171-1)
 2-1/8" Deep, Welded							
	2-1/8	30.3	(6) 1/2" (3) Eccentric KO	—	(2) 1/2" (2) Eccentric KO	47.17 (104.0)	4SDVB-EK-PL
 2-1/8" Deep, Welded; Plain vertical bracket; Set flush with front of box	2-1/8	30.3	(6) 1/2" (3) Eccentric KO	—	(2) 1/2" (2) Eccentric KO	47.17 (104.0)	4SDVB-EK-PLRD ①

① For fire alarm circuits. Red powder coat finish.

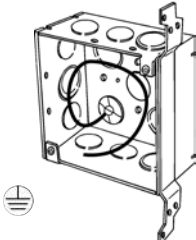
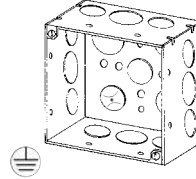

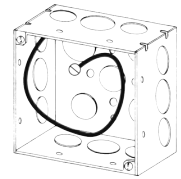
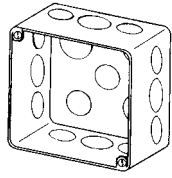
② Provided with green ground screw and 10" long No. 12 AWG solid, insulated green ground wire.

Outlet and Switch Boxes

4" Square Boxes - 2-1/8" Deep

With Knockouts

NEC:
Listed for Ordinary Locations

	Depth (Inches)	Wiring Cubic Inch Capacity	Knockout Description			Weight per 100 kg (lb)	Catalog Number (Universal No.)
			Sides	Ends	Bottom		
 <p>2-1/8" Deep, Welded; Plain vertical bracket; Set flush with front of box</p>	2-1/8	30.3	(6) 1/2" (3) Eccentric KO	—	(2) 1/2" (2) Eccentric KO	47.17 (104.0)	4SDVB-EK-PLP ①
 <p>2-1/8" Deep, Welded</p>	2-1/8	30.3	(8) 1/2" (4) 3/4"	—	(3) 1/2" (2) 3/4"	38.56 (85.0)	4SD-SPL (52171-SPL)
 <p>Red Box Option</p>	2-1/8	30.3	(8) 1/2" (4) 3/4"	—	(3) 1/2" (2) 3/4"	38.56 (85.0)	4SD-SPLRD ②
 <p>2-1/8" Deep, Welded</p>	2-1/8	30.3	(8) 1/2" (4) 3/4"	—	(3) 1/2" (2) 3/4"	38.56 (85.0)	4SD-SPLP ①
 <p>Plenum Box, 2-1/8" Deep, Drawn; Without any holes and with reset knockouts (Screws supplied with cover, catalog number 8465P)</p>	2-1/8	30.3	(8) 1/2" (4) 3/4"	—	(3) 1/2" (2) 3/4"	38.10 (84.0)	4SPD

① Provided with green ground screw and 10" long No. 12 AWG solid, insulated green ground wire.

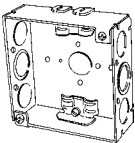
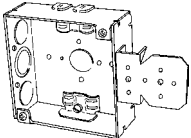
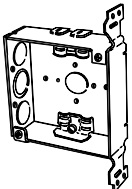
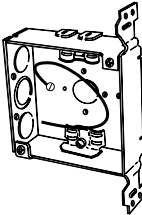
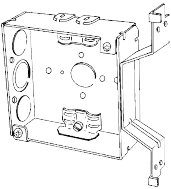
② For fire alarm circuits. Red powder coat finish.

Outlet and Switch Boxes

4" Square Boxes

With Nonmetallic Sheathed Cable Clamps

NEC:
Listed for Ordinary Locations

	Depth (Inches)	Wiring Cubic Inch Capacity	Type Clamp	Knockout Description			Weight per 100 kg (lb)	Catalog Number (Universal No.)
				Sides	Ends	Bottom		
 1-1/2" Deep, Welded Nail holes	1-1/2	21.0	CL-26	(4) 1/2" (2) Eccentric KO	(4) 2 1/32"	(1) 1/2"	33.57 (74.0)	4SR-EK
 1-1/2" Deep, Welded; Stud NL Bracket set flush with front of box	1-1/2	21.0	CL-26	(2) 1/2" (1) Eccentric KO	(4) 2 1/32"	(1) 1/2"	39.92 (88.0)	4SRB-EK
 1-1/2" Deep, Welded; 1-3/8" offset vertical bracket; Set flush with front of box	1-1/2	21.0	CL-26	(2) 1/2" (1) Eccentric KO	(4) 2 1/32"	(1) 1/2"	38.10 (84.0)	4SRVB-EK-PL
 1-1/2" Deep, Welded; Plain vertical bracket	1-1/2	21.0	CL-26	(2) 1/2"	(4) 2 1/32"	(1) 1/2"	38.10 (84.0)	4SRVB-EK-PLP ①
 1-1/2" Deep, Welded; 1-3/8" offset vertical bracket; Set flush with front of box	1-1/2	21.0	CL-26	(2) 1/2" (1) Eccentric KO	(4) 2 1/32"	(1) 1/2"	42.64 (94.0)	4SROB-EK

① Provided with green ground screw and 10" long No. 12 AWG solid, insulated green ground wire.

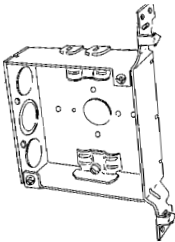
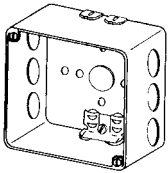
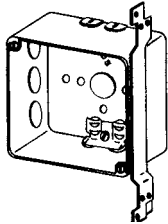
Outlet and Switch Boxes

4" Square Boxes

With Nonmetallic Sheathed Cable Clamps

NEC:

Listed for Ordinary Locations

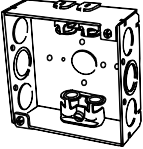

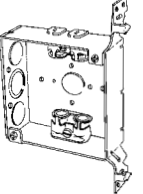
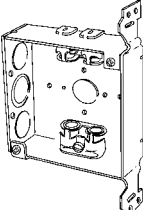
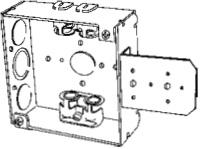
	Depth (Inches)	Wiring Cubic Inch Capacity	Type Clamp	Knockout Description			Weight per 100 kg (lb)	Catalog Number (Universal No.)
				Sides	Ends	Bottom		
 <p>1-1/8" Deep, Welded; Vertical bracket with barbed hooks</p>	1-1/2	21.0	CL-26	(2) 1/2" (1) Eccentric KO	(4) 21/32"	(1) 1/2"	39.92 (88.0)	4SRAB-EK
 <p>2-1/8" Deep, Drawn Nail holes</p>	2-1/8	30.3	CL-26	(6) 1/2"	(4) 21/32"	(1) 1/2"	40.82 (90.0)	4SRD
 <p>2-1/8" Deep, Drawn; Plain vertical bracket flush with front of box</p>	2-1/8	30.3	CL-26	(3) 1/2"	(4) 21/32"	(1) 1/2"	45.36 (100.0)	4SRDVB-PL

Outlet and Switch Boxes

4" Square Boxes

With Armored Cable (AC)/Metal Clad Cable (MCI, MCI-A, MCC)/ Flexible Metal Conduit Clamps

NEC:
Listed for Ordinary Locations

	Depth (Inches)	Wiring Cubic Inch Capacity	Type Clamp	Knockout Description			Weight per 100 kg (lb)	Catalog Number (Universal No.)
				Sides	Ends	Bottom		
 1-1/2" Deep, Welded	1-1/2	21.0	CL-13	(4) 1/2" (2) Eccentric KO	(4) 21/32"	(1) 1/2"	45.36 (100.0)	4SX-EK (52151VB)
 1-1/2" Deep, Welded With Green Ground Wire	1-1/2	21.0	CL-13	(4) 1/2" (2) Eccentric KO	(4) 21/32"	(1) 1/2"	45.36 (100.0)	4SX-EKP ①
 1-1/2" Deep, Welded; Vertical bracket with barbed hooks	1-1/2	21.0	CL-13	(2) 1/2" (1) Eccentric KO	(4) 21/32"	(1) 1/2"	45.36 (100.0)	4SXAB-EK (52151VB)
 1-1/2" Deep, Welded; Plain vertical bracket	1-1/2	21.0	CL-13	(2) 1/2" (1) Eccentric KO	(4) 21/32"	(1) 1/2"	51.71 (114.0)	4SXVB-EK-PL
 1-1/2" Deep, Welded; Plain NL bracket set flush with front of box	1-1/2	21.0	CL-13	(2) 1/2" (1) Eccentric KO	(4) 21/32"	(1) 1/2"	52.62 (116.0)	4SXB-EK-PL

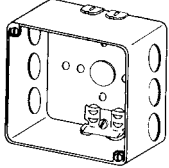
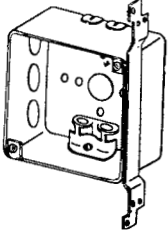
① Provided with green ground screw and 10" long No. 12 AWG solid, insulated green ground wire.

Outlet and Switch Boxes

4" Square Boxes

With Armored Cable (AC)/Metal Clad Cable (MCI, MCI-A, MCC)/ Flexible Metal Conduit Clamps

NEC:
Listed for Ordinary Locations

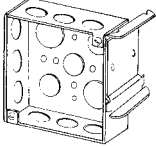
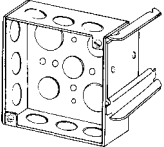
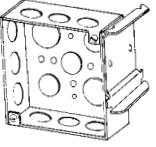
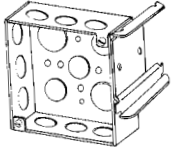
	Depth (Inches)	Wiring Cubic Inch Capacity	Type Clamp	Knockout Description			Weight per 100 kg (lb)	Catalog Number (Universal No.)
				Sides	Ends	Bottom		
 <p>2-1/8" Deep, Drawn</p>	2-1/8	30.3	CL-13	(6) 1/2"	(4) 21/32"	(1) 1/2"	45.36 (100.0)	4SX
 <p>2-1/8" Deep, Drawn; Plain vertical bracket; Set flush with front of box</p>	2-1/8	30.3	CL-13	(3) 1/2"	(4) 21/32"	(1) 1/2"	51.71 (114.0)	4SXDV-B-PL

Outlet and Switch Boxes

4" Square Boxes with Snap-In Brackets

For 2-1/2" and 3-5/8" Metal Studs

NEC:
Listed for Ordinary Locations

	Depth (Inches)	Wiring Cubic Inch Capacity	Stud Size (Inches)	Type Clamp	Knockout Description			Weight per 100 kg (lb)	Catalog Number (Universal No.)
					Sides	Ends	Bottom		
 1-1/2" Deep, Welded; For 2-1/2" metal stud	1-1/2	2-1/2	21.0	—	(9) 1/2"	—	(5) 1/2"	41.73 (92.0)	4S1/2-SB2-1/2
 1-1/2" Deep, Welded; For 3-5/8" metal stud	1-1/2	3-5/8	21.0	—	(9) 1/2"	—	(5) 1/2"	46.27 (102.0)	4S1/2-SB3-5/8
 1-1/2" Deep, Welded; For 2-1/2" metal stud	1-1/2	2-1/2	21.0	—	(6) 1/2" (3) 3/4"	—	(3) 1/2" (2) 3/4"	41.73 (92.0)	4S-SPL-SB2-1/2
 1-1/2" Deep, Welded; For 3-5/8" metal stud	1-1/2	3-5/8	21.0	—	(6) 1/2" (3) 3/4"	—	(3) 1/2" (2) 3/4"	46.27 (102.0)	4S-SPL-SB3-5/8

Appleton OZGEDNEY

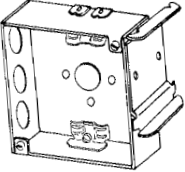
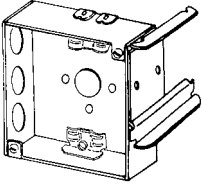
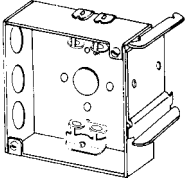
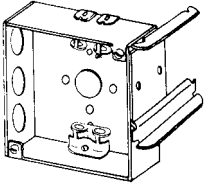
COMMERCIAL AND INDUSTRIAL FITTINGS: OUTLET BOXES, SWITCH BOXES AND COVERS

Outlet and Switch Boxes

4" Square Boxes with Snap-In Brackets

For 2-1/2" and 3-5/8" Metal Studs

NEC:
Listed for Ordinary Locations

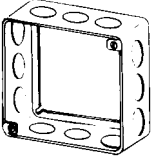
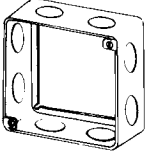
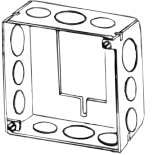
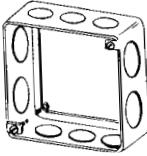
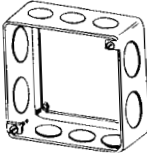
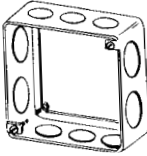
	Depth (Inches)	Stud Size (Inches)	Wiring Cubic Inch Capacity	Type Clamp	Knockout Description			Weight per 100 kg (lb)	Catalog Number (Universal No.)
					Sides	Ends	Bottom		
With Nonmetallic Sheathed Cable Clamps									
	1-1/2	2-1/2	21.0	CL-26	(3) 1/2"	(4) 21/32"	(1) 1/2"	42.18 (93.0)	4SR-SB2-1/2
1-1/2" Deep, Welded For 2-1/2" metal stud									
	1-1/2	3-5/8	21.0	CL-26	(3) 1/2"	(4) 21/32"	(1) 1/2"	46.72 (103.0)	4SR-SB3-5/8
1-1/2" Deep, Welded For 3-5/8" metal stud									
With Armored Cable (AC)/Metal Clad Cable (MCI, MCI-A, MCC) Clamps									
	1-1/2	2-1/2	21.0	CL-13	(3) 1/2"	(4) 21/32"	(1) 1/2"	53.98 (119.0)	4SX-SB2-1/2
1-1/2" Deep, Welded For 2-1/2" metal stud									
	1-1/2	3-5/8	21.0	CL-13	(3) 1/2"	(4) 21/32"	(1) 1/2"	58.51 (129.0)	4SX-SB3-5/8
1-1/2" Deep, Welded For 3-5/8" metal stud									

Outlet and Switch Boxes

4" Square Box Extension Rings and Thru-Ring

With Knockouts

NEC:
Listed for Ordinary Locations

	Depth (Inches)	Wiring Cubic Inch Capacity	Knockout Description			Weight per 100 kg (lb)	Catalog Number (Universal No.)
			Sides	Ends	Bottom		
 <p>Extension Ring 1-1/2" Deep, Drawn Top: Two 8-32 screws Bottom: Two slide-on slots</p>	1-1/2	21.0	(12) 1/2"	—	—	19.96 (44.0)	4SE-1/2
 <p>Extension Ring 1-1/2" Deep, Drawn Top: Two 8-32 screws Bottom: Two slide-on slots</p>	1-1/2	21.0	(8) 3/4"	—	—	19.96 (44.0)	4SE-3/4 (53151-3/4)
 <p>Extension Ring 1-1/2" Deep, Welded Top: Two 8-32 screws Bottom: Cutout for switch or handy box</p>	1-1/2	21.0	(8) 1/2" (4) 3/4"	—	—	29.03 (64.0)	4SSBE-SPL
<p>Red Box Option</p>  <p>Extension Ring 1-1/2" Deep, Drawn Top: Two 8-32 screws Bottom: Two slide-on screws and two slide-on screws</p>	1-1/2	21.0	(8) 1/2" (4) 3/4"	—	—	29.03 (64.0)	4SSBE-SPLRD ①
 <p>Combo Extension-Thru-Ring 1-1/2" Deep, Drawn Top: Two 8-32 screws Bottom: Two 8-32 screws and two slide-on screws</p>	1-1/2	21.0	(6) 1/2" (4) 3/4"	—	—	21.32 (47.0)	4SES (53151-1/2)
<p>Red Box Option</p>  <p>Combo Extension-Thru-Ring 1-1/2" Deep, Drawn Top: Two 8-32 screws Bottom: Two 8-32 screws and two slide-on screws</p>	1-1/2	21.0	(6) 1/2" (4) 3/4"	—	—	21.32 (47.0)	4SESRD ①

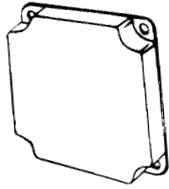

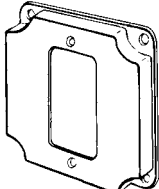
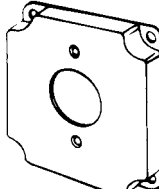
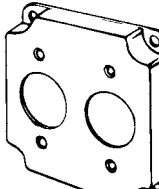
① For fire alarm circuits. Red powder coat finish.

Outlet and Switch Boxes

4" Square Covers

Raised Surface Covers

NEC:
Listed for Ordinary Locations

	Depth (Inches)	Wiring Cubic Inch Capacity	Description	Weight per 100 kg (lb)	Catalog Number (Universal No.)
 <p>1/2" Raised</p>	1/2	7.0	Blank	20.41 (45.0)	8360
 <p>1/2" Raised</p>	1/2	7.0	One Toggle Switch	19.96 (44.0)	8361 (52-1T)
 <p>1/2" Raised</p>	1/2	7.0	One GFCI Device	15.88 (35.0)	8362
 <p>1/2" Raised 1-13/32" Opening</p>	1/2	7.0	One Single Flush Receptacle 1-13/32" D	18.14 (40.0)	8363
 <p>1/2" Raised 1-13/32" Openings</p>	1/2	7.0	Two Single Flush Receptacles 1-13/32" D	17.24 (38.0)	8364

Appleton OZGEDNEY

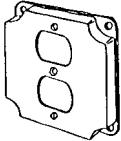
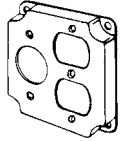
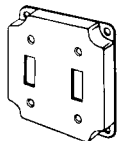
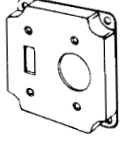
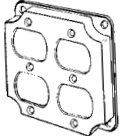
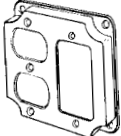
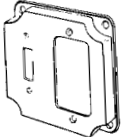
COMMERCIAL AND INDUSTRIAL FITTINGS: OUTLET BOXES, SWITCH BOXES AND COVERS

Outlet and Switch Boxes

4" Square Covers

Raised Surface Covers

NEC:
Listed for Ordinary Locations

	Depth (Inches)	Wiring Cubic Inch Capacity	Description	Weight per 100 kg (lb)	Catalog Number (Universal No.)
 1/2" Raised	1/2	7.0	One Duplex Flush Receptacle ①	16.33 (36.0)	8365N
 1/2" Raised	1/2	7.0	One Duplex Flush Receptacle ①, One Single Flush Receptacle 1-13/32" D	14.97 (33.0)	8366
 1/2" Raised	1/2	7.0	Two Toggle Switches	19.05 (42.0)	8367 (52-2T)
 1/2" Raised 1-13/32" Opening	1/2	7.0	One Toggle Switch, One Single Flush Receptacle 1-13/32" D	17.69 (39.0)	8368
 1/2" Raised	1/2	7.0	Two Duplex Flush Receptacles ①	14.97 (33.0)	8371N
 1/2" Raised	1/2	7.0	One Duplex Flush, One GFCI Device ①	14.51 (32.0)	8373N
 1/2" Raised	1/2	7.0	One Toggle Switch, One GFCI Device	17.24 (38.0)	8374

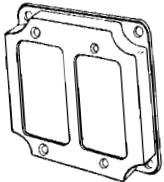

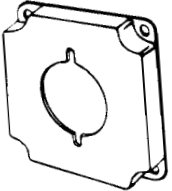
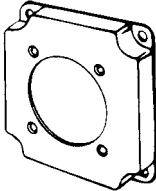
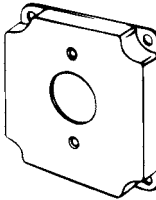
① Extra mounting screws and nuts provided.

Outlet and Switch Boxes

4" Square Covers

Raised Surface Covers

NEC:
Listed for Ordinary Locations

	Depth (Inches)	Wiring Cubic Inch Capacity	Description	Weight per 100 kg (lb)	Catalog Number (Universal No.)
 <p>1/2" Raised</p>	1/2	7.0	Two GFCI or Decora Switches	20.41 (45.0)	8362N
 <p>1/2" Raised</p>	1/2	7.0	One Toggle Switch, One Duplex Flush ①	20.41 (45.0)	8375N
 <p>1/2" Raised 2-9/64" Opening</p>	1/2	7.0	30-50A Single Flush Receptacle 2-9/64" D	19.96 (44.0)	8377
 <p>1/2" Raised 2-1/2" Opening</p>	1/2	7.0	One Single Flush Receptacle 2-1/2" D	15.88 (35.0)	8378
 <p>1/2" Raised 1-19/32" Opening</p>	1/2	7.0	20A Twist Lock Receptacle 1-19/32" D	18.14 (40.0)	8379 (52R54)


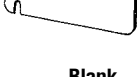
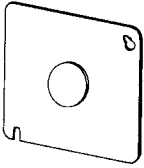

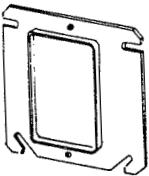
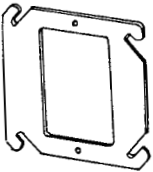
① Extra mounting screws and nuts provided.

Outlet and Switch Boxes

4" Square Covers

Flat Covers and Single Device - Plaster Rings/Mud Rings

NEC:
Listed for Ordinary Locations

	Depth (Inches)	Wiring Cubic Inch Capacity	Description	Weight per 100 kg (lb)	Catalog Number (Universal No.)
Flat Covers					
	Flat	—	Blank	14.51 (32.0)	8465 (52C1)
Blank					
	Flat	—	Blank	14.51 (32.0)	8465RD ①
Red Box Option					
	Flat	—	1/2" KO	14.51 (32.0)	8474 (52C6)
1/2" KO					
	Flat	—	Blank Plenum Box Cover Gasketed with Two Captive Screws	15.88 (35.0)	8465P
Plenum box cover with gasket and screws					
Single Device					
	1/4	1.5	Single Device	9.98 (22.0)	8468WB (52C36)
1/4" Raised					
	Flat	0.0	Single Device	9.53 (21.0)	8468F (52C-0)
Flat					




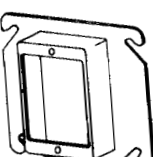
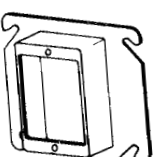
① For fire alarm circuits. Red powder coat finish.

Outlet and Switch Boxes

4" Square Covers

Single Device - Plaster Rings/Mud Rings

NEC:
Listed for Ordinary Locations

	Depth (Inches)	Wiring Cubic Inch Capacity	Description	Weight per 100 kg (lb)	Catalog Number (Universal No.)
 1/4" Raised	1/4	2.0	Single Device	10.43 (23.0)	8468B (52C62)
 1/2" Raised	1/2	3.5	Single Device - Drawn	12.70 (28.0)	8468A (52C13)
 5/8" Raised	5/8	4.5	Single Device - Drawn	12.70 (28.0)	8468C (52C14-5/8)
 3/4" Raised	3/4	5.5	Single Device - Drawn	14.51 (32.0)	8468 (52C14)
 1" Raised	1	7.5	Single Device - Drawn	16.33 (36.0)	8466A (52C15)
 1-1/4" Raised	1-1/4	9.5	Single Device - Drawn	18.14 (40.0)	8466 (52C16)

Appleton OZGEDNEY

COMMERCIAL AND INDUSTRIAL FITTINGS: OUTLET BOXES, SWITCH BOXES AND COVERS

Outlet and Switch Boxes

4" Square Covers

Single Device - Ceiling Plaster Rings/Mud Rings

NEC:
Listed for Ordinary Locations

	Depth (Inches)	Wiring Cubic Inch Capacity	Description	Weight per 100 kg (lb)	Catalog Number (Universal No.)
 1/4" Raised	1/4	1.5	Ears 2-3/4" C to C Open	9.98 (22.0)	8461E (52C3-1/4)
 1/2" Raised	1/2	3.5	Ears 2-3/4" C to C Open	10.89 (24.0)	8461A (52C3-1/2)
 5/8" Raised	5/8	4.5	Ears 2-3/4" C to C Open	11.79 (26.0)	8461 (52C)
 3/4" Raised	3/4	5.0	Ears 2-3/4" C to C Open	12.70 (28.0)	8461B (52C3-3/4)
 1" Raised	1	7.0	Ears 2-3/4" C to C Open	24.49 (54.0)	8461C (52C3-1)
 1-1/4" Raised	1-1/4	9.0	Ears 2-3/4" C to C Open	33.11 (73.0)	8461D (52C3-1-1/4)

© Appleton OZGEDNEY

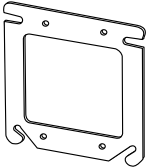


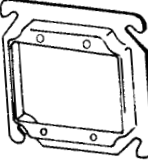
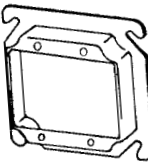
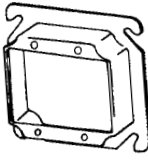
COMMERCIAL AND INDUSTRIAL FITTINGS: OUTLET BOXES, SWITCH BOXES AND COVERS

Outlet and Switch Boxes

4" Square Covers

Double Device - Plaster Rings/Mud Rings

NEC:
Listed for Ordinary Locations

	Depth (Inches)	Wiring Cubic Inch Capacity	Description	Weight per 100 kg (lb)	Catalog Number (Universal No.)
 Flat	Flat	0.0	Double Device	5.89 (13.0)	8470F (52C-00)
 1/4" Raised	1/4	3.5	Double Device	7.71 (17.0)	8470WB (52C37)
 1/4" Raised	1/4	3.0	Double Device	5.89 (13.0)	8470B (52C20)
 1/2" Raised	1/2	6.0	Double Device	9.07 (20.0)	8470A (52C17)
 5/8" Raised	5/8	8.0	Double Device	9.98 (22.0)	8470C (52C185/8)
 3/4" Raised	3/4	9.0	Double Device	10.89 (24.0)	8470 (52C18)

Appleton OZGEDNEY

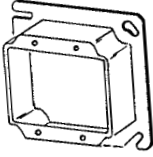
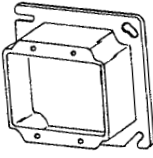
COMMERCIAL AND INDUSTRIAL FITTINGS: OUTLET BOXES, SWITCH BOXES AND COVERS

Outlet and Switch Boxes

4" Square Covers

Double Device - Plaster Rings/Mud Rings

NEC:
Listed for Ordinary Locations

	Depth (Inches)	Wiring Cubic Inch Capacity	Description	Weight per 100 kg (lb)	Catalog Number (Universal No.)
 1" Raised	1	12.0	Double Device	13.61 (30.0)	8469A (52C19)
 1-1/4" Raised	1-1/4	15.0	Double Device	18.14 (40.0)	8469B (52C21)

Appleton OZGEDNEY

COMMERCIAL AND INDUSTRIAL FITTINGS: OUTLET BOXES, SWITCH BOXES AND COVERS



Outlet and Switch Boxes

4" Square Tile Covers

Single Device - Plaster Rings/Mud Rings

NEC:
Listed for Ordinary Locations

	Depth (Inches)	Wiring Cubic Inch Capacity	Description	Weight per 100 kg (lb)	Catalog Number (Universal No.)
 Flat	1/2	3.5	Single Device	13.61 (30.0)	846-50 (52C49-1/2)
 1/4" Raised	3/4	5.8	Single Device	15.88 (35.0)	846-75 (52C49-3/4)
 1/4" Raised	1	7.5	Single Device	18.14 (40.0)	846-100 (52C49-1)
 1/2" Raised	1-1/4	9.3	Single Device	20.87 (46.0)	846-125 (52C49-1-1/4)
 5/8" Raised	1-1/2	11	Single Device	23.59 (52.0)	846-150 (52C50-1-1/2)
 3/4" Raised	2	14.8	Single Device	29.03 (64.0)	846-200 (52C51-2)

Outlet and Switch Boxes

4" Square Tile Covers

Double Device - Plaster Rings/Mud Rings

NEC:
Listed for Ordinary Locations

	Depth (Inches)	Wiring Cubic Inch Capacity	Description	Weight per 100 kg (lb)	Catalog Number (Universal No.)
 1/2" Raised	1/2	3.5	Single Device	13.61 (30.0)	847-50 (52C52-1/2)
 3/4" Raised	3/4	5.8	Single Device	15.88 (35.0)	847-75 (52C52-3/4)
 1" Raised	1	7.5	Single Device	18.14 (40.0)	847-100 (52C5-1)
 1-1/4" Raised	1-1/4	9.3	Single Device	20.87 (46.0)	847-125 (52C52-1-1/4)
 1-1/2" Raised	1-1/2	11	Single Device	23.59 (52.0)	847-150 (52C53-1-1/2)
 2" Raised	2	14.8	Single Device	29.03 (64.0)	847-200 (52C54-2)

Appleton OZGEDNEY

COMMERCIAL AND INDUSTRIAL FITTINGS: OUTLET BOXES, SWITCH BOXES AND COVERS