

R20, Halogen Reflectors

Watts	Base	Order N°	Code Abbreviation	Volts	Master Carton/ Inner Pack	Package Type	Bream Spread	Filament	Avg.. Rated Hours	Lumens	MOL
50	Std.	36810	50R20/H/FL	120	36/6	Box	55°	CC8	2500	550	4"

R30, Halogen Reflectors

Watts	Base	Order N°	Code Abbreviation	Volts	Master Carton/ Inner Pack	Package Type	Bream Spread	Filament	Avg.. Rated Hours	Lumens	MOL
60	Std.	36303	60R30/H/FL	120	36/6	Box	60°	CC8	2500	750	5 3/8"
75	Std.	36304	75R30/H/FL	120	36/6	Box	60°	CC8	2500	1020	5 3/8"




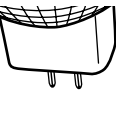

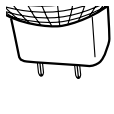
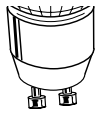
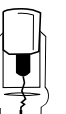
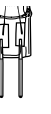

PAR30, Halogen, Encapsulated

Watts	Base	Order N°	Code Abbreviation	Volts	Master Carton/ Inner Pack	Package Type	Candle Power	Bream Spread	Filament	Avg. Rated Hours	Lumens	MOL
50	Std.	05423	50PAR30/H/FL	120	24/6	Box	1350	35°	CC8	2000	660	3 5/8"
50	Std.	05426	50PAR30/H/FL/LN	120	24/6	Box	1350	35°	CC8	2000	660	4 11/16"
			Long Neck									
50	Std.	05210	50PAR30/H/LN/F/FL	120	24/6	Box	1350	50°	CC8	2500	660	4 3/4"
50	Std.	05425	50PAR30/H/SP	120	24/6	Box	5000	10°	CC8	2000	660	3 5/8"
50	Std.	05428	50PAR30/H/SP/LN	120	24/6	Box	5000	10°	CC8	2000	660	4 11/16"
75	Std.	05435	75PAR30/H/FL	120	24/6	Box	2400	35°	CC8	2000	1100	3 5/8"
75	Std.	05427	75PAR30/H/FL/LN	120	24/6	Box	2400	35°	CC8	2000	1100	4 11/16"
			Long Neck									
75	Std.	36914	75PAR30/H/FL/LN/130/6	130	24/6	Box	3200	35°	CC8	2500	1100	4 11/16"
			Long Neck									
75	Std.	05211	75PAR30/H/LN/FL	120	24/6	Box	3200	48°	CC8	2500	990	4 3/4"
75	Std.	05437	75PAR30/H/SP	120	24/6	Box	8000	10°	CC8	2000	1100	3 5/8"
75	Std.	05429	75PAR30/H/SP/LN	120	24/6	Box	8000	10°	CC8	2000	1100	4 11/16"

PAR38, Halogen, Encapsulated

Watts	Base	Order N°	Code Abbreviation	Volts	Master Carton/ Inner Pack	Package Type	Candle Power	Bream Spread	Filament	Avg. Rated Hours	Lumens	MOL
45	Std.	05470	45PAR38/H/FL	120	12	Box	1700	30°	CC8	2000	520	5 3/16"
45	Std.	05213	45PAR38/H/F/FL	120	12	Box	1700	43°	CC8	2500	470	5 1/4"
75	Std.	05475	75PAR38/H/FL	120	12	Box	2400	30°	CC8	2000	1100	5 3/16"
75	Std.	36916	75PAR38/H/FL/130/6	130	12/6	Box	3300	30°	CC8	2500	1040	5 3/16"
90	Std.	05484	90PAR38/H/FL	120	12	Box	4000	30°	CC8	2000	1270	5 3/16"
90	Std.	36917	90PAR38/H/FL/130/6	130	12/6	Box	3750	30°	CC8	2500	1270	5 3/16"
90	Std.	05487	90PAR38/H/SP	120	12	Box	14500	10°	CC8	2000	1250	5 3/16"
90	Std.	05214	90PAR38/H/F/FL	120	12	Box	3750	48°	CC8	2000	1200	5 1/4"
			Frost									

Halogen Base Types

E27 Standard	E11 Mini-Can	G9	GU4	GU5.3	GU7.9/8.0	GU10	RSC	G4	GY6.35
									



R20



PAR30
Spot Flood



PAR30
Longneck
Spot Flood



PAR38
Spot Flood



R20, Halogen Reflectors

Watts	Base	Order N°	Code Abbreviation	Volts	Master Carton/ Inner Pack	Package Type	Bream Spread	Filament	Avg.. Rated Hours	Lumens	MOL
50	Std.	36810	50R20/H/FL	120	36/6	Box	55°	CC8	2500	550	4"

R30, Halogen Reflectors

Watts	Base	Order N°	Code Abbreviation	Volts	Master Carton/ Inner Pack	Package Type	Bream Spread	Filament	Avg.. Rated Hours	Lumens	MOL
60	Std.	36303	60R30/H/FL	120	36/6	Box	60°	CC8	2500	750	5 3/8"
75	Std.	36304	75R30/H/FL	120	36/6	Box	60°	CC8	2500	1020	5 3/8"




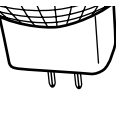

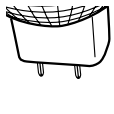
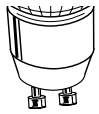
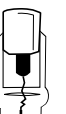
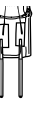

PAR30, Halogen, Encapsulated

Watts	Base	Order N°	Code Abbreviation	Volts	Master Carton/ Inner Pack	Package Type	Candle Power	Bream Spread	Filament	Avg. Rated Hours	Lumens	MOL
50	Std.	05423	50PAR30/H/FL	120	24/6	Box	1350	35°	CC8	2000	660	3 5/8"
50	Std.	05426	50PAR30/H/FL/LN	120	24/6	Box	1350	35°	CC8	2000	660	4 11/16"
			Long Neck									
50	Std.	05210	50PAR30/H/LN/F/FL	120	24/6	Box	1350	50°	CC8	2500	660	4 3/4"
50	Std.	05425	50PAR30/H/SP	120	24/6	Box	5000	10°	CC8	2000	660	3 5/8"
50	Std.	05428	50PAR30/H/SP/LN	120	24/6	Box	5000	10°	CC8	2000	660	4 11/16"
75	Std.	05435	75PAR30/H/FL	120	24/6	Box	2400	35°	CC8	2000	1100	3 5/8"
75	Std.	05427	75PAR30/H/FL/LN	120	24/6	Box	2400	35°	CC8	2000	1100	4 11/16"
			Long Neck									
75	Std.	36914	75PAR30/H/FL/LN/130/6	130	24/6	Box	3200	35°	CC8	2500	1100	4 11/16"
			Long Neck									
75	Std.	05211	75PAR30/H/LN/FL	120	24/6	Box	3200	48°	CC8	2500	990	4 3/4"
75	Std.	05437	75PAR30/H/SP	120	24/6	Box	8000	10°	CC8	2000	1100	3 5/8"
75	Std.	05429	75PAR30/H/SP/LN	120	24/6	Box	8000	10°	CC8	2000	1100	4 11/16"

PAR38, Halogen, Encapsulated

Watts	Base	Order N°	Code Abbreviation	Volts	Master Carton/ Inner Pack	Package Type	Candle Power	Bream Spread	Filament	Avg. Rated Hours	Lumens	MOL
45	Std.	05470	45PAR38/H/FL	120	12	Box	1700	30°	CC8	2000	520	5 3/16"
45	Std.	05213	45PAR38/H/F/FL	120	12	Box	1700	43°	CC8	2500	470	5 1/4"
75	Std.	05475	75PAR38/H/FL	120	12	Box	2400	30°	CC8	2000	1100	5 3/16"
75	Std.	36916	75PAR38/H/FL/130/6	130	12/6	Box	3300	30°	CC8	2500	1040	5 3/16"
90	Std.	05484	90PAR38/H/FL	120	12	Box	4000	30°	CC8	2000	1270	5 3/16"
90	Std.	36917	90PAR38/H/FL/130/6	130	12/6	Box	3750	30°	CC8	2500	1270	5 3/16"
90	Std.	05487	90PAR38/H/SP	120	12	Box	14500	10°	CC8	2000	1250	5 3/16"
90	Std.	05214	90PAR38/H/F/FL	120	12	Box	3750	48°	CC8	2000	1200	5 1/4"
			Frost									

Halogen Base Types

E27 Standard	E11 Mini-Can	G9	GU4	GU5.3	GU7.9/8.0	GU10	RSC	G4	GY6.35
									



R20



PAR30
Spot Flood



PAR30
Longneck
Spot Flood



PAR38
Spot Flood

