


RSR Series Straight Body Aluminum Cord Grips

Tuff-Seal™ RSR Series Aluminum Cord Grips with external threads are UL Listed and CSA Certified for use in both indoor and outdoor applications to prevent cable pullout, control arc of bend, and to provide a tight seal against environmental elements such as dirt, moisture and coolants.

Tuff-Seal fittings are offered in machined aluminum, steel, stainless steel and nylon with either NPT, PG/metric, or ISO “M” threads. These grips accommodate conduit sizes from 1/4” to 3”, can be ordered with or without wire mesh attachments, and feature an anti-friction washer that fits between the nut and bushing for easier compression.

These Tuff-Seal grips are used in conduit hubs or knock-outs at the point where the electrical cable is to be terminated, and they protect cable from damage and pull-out.



Certification and Compliances:

UL Standard: 514
File #E53599

CSA Standard C22.2 #18
File #28985

National Electrical Code
Articles 400-10 and 400-14

NEMA Standards FBI-1983

Hazardous Locations:

NEC Sec. 501-4(b)
502-4(a)(2), and 503-3(a).
For Class I, Div.2; Class II, Div. 1 and 2; and Class III, Div. 1 and 2.

Complete Assembly Catalog Numbers				
Conduit Size	Cable Range	Cord Grip Only	Cord Grip With Mesh	
1" 4	.125- .188	RSR-0003	—	
	.188- .250	RSR-0004	RSR-0004-E	
	.250- .312	RSR-0005	RSR-0005-E	
	.312- .375	RSR-0006	RSR-0006-E	
	.375- .438	RSR-0007*	RSR-0007-E	
3" 8	.125- .188	RSR-003	—	
	.188- .250	RSR-004	RSR-004-E	
	.250- .312	RSR-005	RSR-005-E	
	.312- .375	RSR-006	RSR-006-E	
	.375- .438	RSR-007*	RSR-007-E	
1" 2	.125- .188	RSR-1003	—	
	.188- .250	RSR-1004	RSR-1004-E	
	.250- .312	RSR-1005	RSR-1005-E	
	.312- .375	RSR-1006	RSR-1006-E	
	.375- .438	RSR-1007	RSR-1007-E	
1" 2	.125- .188	RSR-103	—	
	.188- .250	RSR-104	RSR-104-E	
	.250- .312	RSR-105	RSR-105-E	
	.312- .375	RSR-106	RSR-106-E	
	.375- .438	RSR-107	RSR-107-E	
	.438- .500	RSR-108	RSR-108-E	
	.500- .562	RSR-109	RSR-109-E	
	.562- .625	RSR-110	RSR-110-E	
	.438- .500	RSR-1208	RSR-1208-E	
	.438- .562	RSR-1209	RSR-1209-E	
.500- .625	RSR-1210	RSR-1210-E		
1" 2	.562- .688	RSR-1211*	RSR-1211-E	
	.625- .750	RSR-1212*	RSR-1212-E	
	.688- .812	RSR-1213*	RSR-1213-E	
	.125- .188	RSR-2103	—	
	.188- .250	RSR-2104	RSR-2104-E	
3" 4	.250- .312	RSR-2105	RSR-2105-E	
	.312- .375	RSR-2106	RSR-2106-E	
	.375- .438	RSR-2107	RSR-2107-E	
	.438- .500	RSR-2108	RSR-2108-E	
	.500- .562	RSR-2109	RSR-2109-E	
	.562- .625	RSR-2110	RSR-2110-E	
	.438- .500	RSR-208	RSR-208-E	
3" 4	.438- .562	RSR-209	RSR-209-E	
	.500- .625	RSR-210	RSR-210-E	
	.562- .688	RSR-211	RSR-211-E	
	.625- .750	RSR-212	RSR-212-E	
	.688- .812	RSR-213	RSR-213-E	
	.438- .562	RSR-2309	RSR-2309-E	
	.500- .625	RSR-2310	RSR-2310-E	
3" 4	.562- .688	RSR-2311	RSR-2311-E	
	.625- .750	RSR-2312	RSR-2312-E	
	.688- .812	RSR-2313	RSR-2313-E	
	.750- .875	RSR-2314*	RSR-2314-E	
	.812- .938	RSR-2315*	RSR-2315-E	
	.875- 1.000	RSR-2316*	RSR-2316-E	

See page 8 for dimension information.

RSR Straight Cord Grips Dimension Table

Catalog Number*	Conduit Size	A Body Bore	B	C	D	E Body Hex	F Nut Dia.	Form Size
RSR-0000-W	1/4"	.34	.44	.59	1.50	.88	.96	1
RSR-000-W	3/8"	.46	.44	.59	1.50	.88	.96	1
RSR-1000-W	1/2"	.46	.44	.59	1.50	.88	.96	1
RSR-100-W	1/2"	.62	.56	.72	1.81	1.00	1.26	2
RSR-1200-W	1/2"	.62	.54	.86	2.06	1.37	1.55	3
RSR-2100-W	3/4"	.62	.56	.72	1.81	1.12	1.26	2
RSR-200-W	3/4"	.81	.57	.86	2.06	1.25	1.55	3
RSR-2300-W	3/4"	.81	.57	.97	2.31	1.37	1.74	4
RSR-300-W	1	1.00	.62	.97	2.31	1.44	1.74	4
RSR-3500-W	1	1.10	.70	1.25	2.78	2.00	2.47	5
RSR-400-W	1 1/4"	1.30	.70	1.25	2.78	2.00	2.47	5
RSR-500-W	1 1/2"	1.43	.70	1.25	2.78	2.47	2.47	5
RSR-5600-W	1 1/2"	1.50	1.00	1.72	3.88	2.90	2.97	6
RSR-600-W	2"	2.00	.81	1.72	3.75	2.83	2.97	6
RSR-6700-W	2"	1.90	1.31	3.50	4.81	4.00	4.30	7
RSR-700-W	2 1/2"	2.36	1.31	3.50	4.81	4.00	4.30	7
RSR-8700-W	3"	2.36	1.31	3.50	4.81	4.00	4.30	7

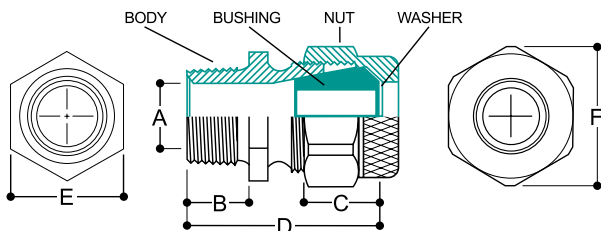
Catalog number of Body-Nut-Washer sub-assemblies are shown above. Each of these can be used with a series of bushings to determine the dimensions of any straight bodied Cord Grip, complete with the Bushing listed, match the Conduit Size and Form No. with that shown above.

Example: RSR-007 Cord Grip is Conduit Size 3/8", Form No. 1. So is RSR-000-W. Both would have the dimensions shown above. So would RSR-003, RSR-004, RSR-005, and RSR-006. Note: if the last two digits of the complete Cord Grip catalog number are replaced with "00" and "-W" is added, the above number results.

Dimension A is the minimum Body Bore. Other dimensions are nominal. Dimension D is with the Nut snug but Bushing uncompressed. Dimension E is across the Body hex. flats. Forms 6 & 7 are octagonal. Dimension F is the outside diameter of the Nut except at the wrench lugs.

Bushing temperature operating range: -40° F (-40°C) min. to 250° F (121° C) max.

Dimensions are approximate.




		Complete Assembly Catalog Numbers	
Conduit Size	Cable Range	Cord Grip Only	Cord Grip With Mesh
1"	.438- .562	RSR-309	RSR-309-E
	.500- .625	RSR-310	RSR-310-E
	.562- .688	RSR-311	RSR-311-E
	.625- .750	RSR-312	RSR-312-E
	.688- .812	RSR-313	RSR-313-E
	.750- .875	RSR-314	RSR-314-E
	.812- .938	RSR-315	RSR-315-E
.875- 1.000	RSR-316	RSR-316-E	
1"	.875- 1.000	RSR-3516	RSR-3516-E
	1.000- 1.125	RSR-3518	RSR-3518-E
	1.125- 1.250	RSR-3520*	RSR-3520-E
	1.250- 1.375	RSR-3522*	RSR-3522-E
1 1/4"	.562- .688	RSR-411	—
	.688- .812	RSR-413	—
	.750- .875	RSR-414	—
	.875- 1.000	RSR-416	RSR-416-E
	1.000- 1.125	RSR-418	RSR-418-E
	1.125- 1.250	RSR-420*	RSR-420-E
	1.250- 1.375	RSR-422*	RSR-422-E
1 1/2"	.562- .688	RSR-511	—
	.688- .812	RSR-513	—
	.750- .875	RSR-514	—
	.875- 1.000	RSR-516	RSR-516-E
	1.000- 1.125	RSR-518	RSR-518-E
	1.125- 1.250	RSR-520	RSR-520-E
1.250- 1.375	RSR-522	RSR-522-E	
1 1/2"	1.250- 1.375	RSR-5622	RSR-5622-E
	1.438- 1.562	RSR-5625	RSR-5625-E
	1.562- 1.688	RSR-5627*	RSR-5627-E
	1.688- 1.812	RSR-5629*	RSR-5629-E
2"	1.250- 1.375	RSR-622	RSR-622-E
	1.438- 1.562	RSR-625	RSR-625-E
	1.562- 1.688	RSR-627	RSR-627-E
	1.688- 1.812	RSR-629	RSR-629-E
2"	1.688- 1.812	RSR-6729	RSR-6729-E
	1.812- 1.938	RSR-6731	RSR-6731-E
	1.938- 2.062	RSR-6733*	RSR-6733-E
	2.062- 2.188	RSR-6735*	RSR-6735-E
	2.188- 2.312	RSR-6737*	RSR-6737-E
	2.312- 2.438	RSR-6739*	RSR-6739-E
2 1/2"	1.688- 1.812	RSR-729	RSR-729-E
	1.812- 1.938	RSR-731	RSR-731-E
	1.938- 2.062	RSR-733	RSR-733-E
	2.062- 2.188	RSR-735	RSR-735-E
	2.188- 2.312	RSR-737	RSR-737-E
	2.312- 2.438	RSR-739*	RSR-739-E
3"	1.688- 1.812	RSR-8729	RSR-8729-E
	1.812- 1.938	RSR-8731	RSR-8731-E
	1.938- 2.062	RSR-8733	RSR-8733-E
	2.062- 2.188	RSR-8735	RSR-8735-E
	2.188- 2.312	RSR-8737	RSR-8737-E
	2.312- 2.438	RSR-8739*	RSR-8739-E

RSR Series Straight Body Aluminum Cord Grips

Tuff-Seal™ RSR Series Aluminum Cord Grips with external threads are UL Listed and CSA Certified for use in both indoor and outdoor applications to prevent cable pullout, control arc of bend, and to provide a tight seal against environmental elements such as dirt, moisture and coolants.

Tuff-Seal fittings are offered in machined aluminum, steel, stainless steel and nylon with either NPT, PG/metric, or ISO “M” threads. These grips accommodate conduit sizes from 1/4” to 3”, can be ordered with or without wire mesh attachments, and feature an anti-friction washer that fits between the nut and bushing for easier compression.

These Tuff-Seal grips are used in conduit hubs or knock-outs at the point where the electrical cable is to be terminated, and they protect cable from damage and pull-out.



Certification and Compliances:

UL Standard: 514
File #E53599

CSA Standard C22.2 #18
File #28985

National Electrical Code
Articles 400-10 and 400-14

NEMA Standards FBI-1983

Hazardous Locations:

NEC Sec. 501-4(b)
502-4(a)(2), and 503-3(a).

For Class I, Div.2; Class II, Div. 1 and 2; and Class III, Div. 1 and 2.

Complete Assembly Catalog Numbers				
Conduit Size	Cable Range	Cord Grip Only	Cord Grip With Mesh	
1" 4	.125- .188	RSR-0003	—	
	.188- .250	RSR-0004	RSR-0004-E	
	.250- .312	RSR-0005	RSR-0005-E	
	.312- .375	RSR-0006	RSR-0006-E	
	.375- .438	RSR-0007*	RSR-0007-E	
3" 8	.125- .188	RSR-003	—	
	.188- .250	RSR-004	RSR-004-E	
	.250- .312	RSR-005	RSR-005-E	
	.312- .375	RSR-006	RSR-006-E	
	.375- .438	RSR-007*	RSR-007-E	
1" 2	.125- .188	RSR-1003	—	
	.188- .250	RSR-1004	RSR-1004-E	
	.250- .312	RSR-1005	RSR-1005-E	
	.312- .375	RSR-1006	RSR-1006-E	
	.375- .438	RSR-1007	RSR-1007-E	
1" 2	.125- .188	RSR-103	—	
	.188- .250	RSR-104	RSR-104-E	
	.250- .312	RSR-105	RSR-105-E	
	.312- .375	RSR-106	RSR-106-E	
	.375- .438	RSR-107	RSR-107-E	
	.438- .500	RSR-108	RSR-108-E	
	.500- .562	RSR-109	RSR-109-E	
	.562- .625	RSR-110	RSR-110-E	
	.438- .500	RSR-1208	RSR-1208-E	
	.438- .562	RSR-1209	RSR-1209-E	
.500- .625	RSR-1210	RSR-1210-E		
.562- .688	RSR-1211*	RSR-1211-E		
.625- .750	RSR-1212*	RSR-1212-E		
.688- .812	RSR-1213*	RSR-1213-E		
3" 4	.125- .188	RSR-2103	—	
	.188- .250	RSR-2104	RSR-2104-E	
	.250- .312	RSR-2105	RSR-2105-E	
	.312- .375	RSR-2106	RSR-2106-E	
	.375- .438	RSR-2107	RSR-2107-E	
	.438- .500	RSR-2108	RSR-2108-E	
	.500- .562	RSR-2109	RSR-2109-E	
	.562- .625	RSR-2110	RSR-2110-E	
	.438- .500	RSR-208	RSR-208-E	
	.438- .562	RSR-209	RSR-209-E	
.500- .625	RSR-210	RSR-210-E		
.562- .688	RSR-211	RSR-211-E		
.625- .750	RSR-212	RSR-212-E		
.688- .812	RSR-213	RSR-213-E		
3" 4	.438- .562	RSR-2309	RSR-2309-E	
	.500- .625	RSR-2310	RSR-2310-E	
	.562- .688	RSR-2311	RSR-2311-E	
	.625- .750	RSR-2312	RSR-2312-E	
	.688- .812	RSR-2313	RSR-2313-E	
	.750- .875	RSR-2314*	RSR-2314-E	
	.812- .938	RSR-2315*	RSR-2315-E	
	.875- 1.000	RSR-2316*	RSR-2316-E	

See page 8 for dimension information.

RSR Straight Cord Grips Dimension Table

Catalog Number*	Conduit Size	A Body Bore	B	C	D	E Body Hex	F Nut Dia.	Form Size
RSR-0000-W	1/4"	.34	.44	.59	1.50	.88	.96	1
RSR-000-W	3/8"	.46	.44	.59	1.50	.88	.96	1
RSR-1000-W	1/2"	.46	.44	.59	1.50	.88	.96	1
RSR-100-W	1/2"	.62	.56	.72	1.81	1.00	1.26	2
RSR-1200-W	1/2"	.62	.54	.86	2.06	1.37	1.55	3
RSR-2100-W	3/4"	.62	.56	.72	1.81	1.12	1.26	2
RSR-200-W	3/4"	.81	.57	.86	2.06	1.25	1.55	3
RSR-2300-W	3/4"	.81	.57	.97	2.31	1.37	1.74	4
RSR-300-W	1	1.00	.62	.97	2.31	1.44	1.74	4
RSR-3500-W	1	1.10	.70	1.25	2.78	2.00	2.47	5
RSR-400-W	1 1/4"	1.30	.70	1.25	2.78	2.00	2.47	5
RSR-500-W	1 1/2"	1.43	.70	1.25	2.78	2.47	2.47	5
RSR-5600-W	1 1/2"	1.50	1.00	1.72	3.88	2.90	2.97	6
RSR-600-W	2"	2.00	.81	1.72	3.75	2.83	2.97	6
RSR-6700-W	2"	1.90	1.31	3.50	4.81	4.00	4.30	7
RSR-700-W	2 1/2"	2.36	1.31	3.50	4.81	4.00	4.30	7
RSR-8700-W	3"	2.36	1.31	3.50	4.81	4.00	4.30	7

Catalog number of Body-Nut-Washer sub-assemblies are shown above.

Each of these can be used with a series of bushings to determine the dimensions of any straight bodied Cord Grip, complete with the Bushing listed, match the Conduit Size and Form No. with that shown above.

Example: RSR-007 Cord Grip is Conduit Size 3/8", Form No. 1. So is RSR-000-W. Both would have the dimensions shown above. So would RSR-003, RSR-004, RSR-005, and RSR-006. Note: if the last two digits of the complete Cord Grip catalog number are replaced with "00" and "-W" is added, the above number results.

Dimension A is the minimum Body Bore. Other dimensions are nominal.

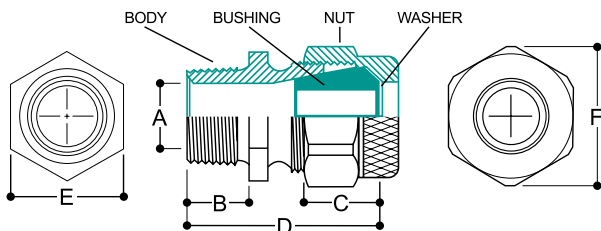
Dimension D is with the Nut snug but Bushing uncompressed.

Dimension E is across the Body hex. flats. Forms 6 & 7 are octagonal.

Dimension F is the outside diameter of the Nut except at the wrench lugs.

Bushing temperature operating range: -40° F (-40°C) min. to 250° F (121° C) max.

Dimensions are approximate.



		Complete Assembly Catalog Numbers	
Conduit Size	Cable Range	Cord Grip Only	Cord Grip With Mesh
1"	.438- .562	RSR-309	RSR-309-E
	.500- .625	RSR-310	RSR-310-E
	.562- .688	RSR-311	RSR-311-E
	.625- .750	RSR-312	RSR-312-E
	.688- .812	RSR-313	RSR-313-E
	.750- .875	RSR-314	RSR-314-E
	.812- .938	RSR-315	RSR-315-E
.875- 1.000	RSR-316	RSR-316-E	
1"	.875- 1.000	RSR-3516	RSR-3516-E
	1.000- 1.125	RSR-3518	RSR-3518-E
	1.125- 1.250	RSR-3520*	RSR-3520-E
	1.250- 1.375	RSR-3522*	RSR-3522-E
1 1/4"	.562- .688	RSR-411	—
	.688- .812	RSR-413	—
	.750- .875	RSR-414	—
	.875- 1.000	RSR-416	RSR-416-E
	1.000- 1.125	RSR-418	RSR-418-E
	1.125- 1.250	RSR-420*	RSR-420-E
1.250- 1.375	RSR-422*	RSR-422-E	
1 1/2"	.562- .688	RSR-511	—
	.688- .812	RSR-513	—
	.750- .875	RSR-514	—
	.875- 1.000	RSR-516	RSR-516-E
	1.000- 1.125	RSR-518	RSR-518-E
	1.125- 1.250	RSR-520	RSR-520-E
1.250- 1.375	RSR-522	RSR-522-E	
1 1/2"	1.250- 1.375	RSR-5622	RSR-5622-E
	1.438- 1.562	RSR-5625	RSR-5625-E
	1.562- 1.688	RSR-5627*	RSR-5627-E
	1.688- 1.812	RSR-5629*	RSR-5629-E
2"	1.250- 1.375	RSR-622	RSR-622-E
	1.438- 1.562	RSR-625	RSR-625-E
	1.562- 1.688	RSR-627	RSR-627-E
	1.688- 1.812	RSR-629	RSR-629-E
2"	1.688- 1.812	RSR-6729	RSR-6729-E
	1.812- 1.938	RSR-6731	RSR-6731-E
	1.938- 2.062	RSR-6733*	RSR-6733-E
	2.062- 2.188	RSR-6735*	RSR-6735-E
	2.188- 2.312	RSR-6737*	RSR-6737-E
	2.312- 2.438	RSR-6739*	RSR-6739-E
2 1/2"	1.688- 1.812	RSR-729	RSR-729-E
	1.812- 1.938	RSR-731	RSR-731-E
	1.938- 2.062	RSR-733	RSR-733-E
	2.062- 2.188	RSR-735	RSR-735-E
	2.188- 2.312	RSR-737	RSR-737-E
	2.312- 2.438	RSR-739*	RSR-739-E
3"	1.688- 1.812	RSR-8729	RSR-8729-E
	1.812- 1.938	RSR-8731	RSR-8731-E
	1.938- 2.062	RSR-8733	RSR-8733-E
	2.062- 2.188	RSR-8735	RSR-8735-E
	2.188- 2.312	RSR-8737	RSR-8737-E
	2.312- 2.438	RSR-8739*	RSR-8739-E