

TECHNICAL DATA SHEET - INTERACTIVE PDF

Splices, standard barrel

8 AWG to 1250 kcmil

Color-Keyed®



Long barrel aluminum splices for wire termination of copper conductors ranging from 8 AWG to 1250 kcmil

Certifications / Standards:



3-Part Specification: 26 05 83.12

End User Tools

—
Features:

- Features Color-Keyed® identification system
- Chamfered barrel design helps eliminate wire hang-ups and maximizes crimp area

—
Material / Finishes:

- High conductivity wrought aluminum / Electro tin plated

—
Installation Tools:

- Hydraulic Tools:
 - TBM6H*, TBM12***, 13100A***, TBM15I, 21940
- Battery Operated Tools:
 - BPLT6BSCR*, BPLT62BSCR*, BLT14BSCR, BPLT15BSCR
 - TBM8-750,** TBM8-750BSCR**, TBM8-750M-1**

*up to 500 Navy, **up to 750MCM, ***up to 900MCM

—
Conforms to:

- UL 486 A, UL486 B
- CSA C22.2 No. 65-18
- RoHS3 (Restriction of Hazardous Substance)
 - European Directive 2011/65 and Commission Delegated Directive 2015/863


















—
Table data:

- 8 AWG to 1250 kcmil

Splices, standard barrel

8 AWG to 1250 kcmil

Product selection and dimensions

Part no.	Cable size	Wire Size Flex Class G, H, I, K, M	Dimensions (inches)		Die Code	Die Color
			A ±0.062	E Nominal		
54504	8 AWG	37/24 = 14.9 kcmil, #8 Weld	1.00	0.27	21	Red 
54505	6 AWG	61/24 = 24.6 kcmil, #6 Weld, 133/.014	1.00	0.30	24	Blue 
54506	4 AWG	91/24 = 36.7 kcmil, 133/.0177, 49/.029	1.00	0.37	29	Gray 
54507	2 AWG	125/24 = 50.4 kcmil, #4 Weld	1.25	0.41	33	Brown 
54508	1 AWG	150/24 = 60.5 kcmil, 175/24 = 70.6 kcmil, #2 Weld, 133/.0223	1.50	0.47	37	Green 
54509	1/0 AWG	225/24 = 90.8 kcmil, #1 Weld, 133/.0254	1.63	0.52	42	Pink 
54510	2/0 AWG	275/24 = 111 kcmil, 1/0 Weld, 427/.0155, 133/.0282	1.75	0.57	45	Black 
54511	3/0 AWG	325/24 = 131 kcmil, 2/0 Weld, 133/.0316, 259/.0227, 427/.0177	1.75	0.63	50	Orange 
53962		375/24 = 179 kcmil, 133/.0355, 259/.0255, 427/.0199	1.81	0.70		
54512	4/0 AWG	450/24 = 182 kcmil, 3/0 Weld, 703/.0154	1.88	0.70	54	Purple 
54513	250 kcmil	–	2.25	0.77	62	Yellow 
53964	–	550/24 = 222 kcmil, 4/0 Weld, 133/.0399, 259/.0286, 637/.0183	2.13	0.79		
54514	300 kcmil	–	2.13	0.83	66	White 
54515	350 kcmil	–	2.25	0.90	71	Red 
54516	400 kcmil	–	2.75	0.93	76	Blue 
53968	–	1100/24 = 444 kcmil, 500 Weld, 259/.0417, 427/.0325, 703/.0253	3.00	1.13	87	Brown 
54518	500 kcmil	–	2.75	1.11		
54520	600 kcmil	–	3.00	1.18	94	Green 
54522-TB	700 kcmil	–	3.25	1.23	99	Pink 
53969	–	1325/24 = 535 kcmil, 427/.0342	3.00	1.24		
54523-TB	750 kcmil	–	3.00	1.30	106	Black 
54528	1000 kcmil	–	3.63	1.50	125	N/A
54530	1250 kcmil	–	4.13	1.67	140	

Note: Product must be installed in accordance with applicable national and local electrical codes.

