


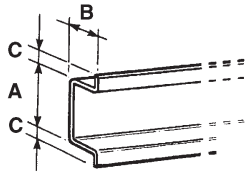
# Profiles

## STEEL PROFILES



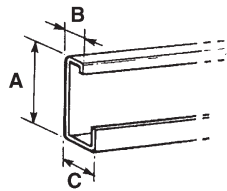
- Galvanized steel construction
- High mechanical resistance and high corrosion resistance
- Conforms to EN 50035 and 50022 and DIN 46277
- Available in symmetric, asymmetric profiles both perforated and solid

### DR Symmetric Profiles



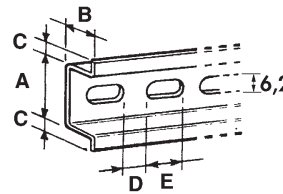
Part No.	Description	Thickness mm	A mm	B mm	C mm	Lg m	kg	
557700	DR 5.5 2m	10/10	10.5	5.5	2	2	15	0.73
557800	DR 7 2m	10/10	27	7.5	4	2	15	1.45
557900	DR 15 2m	15/10	27	15	4	2	15	2.87

### DRG Asymmetric Profiles



Part No.	Description	Thickness mm	A mm	B mm	C mm	Lg m	kg	
558000	DRG 2M	15/10	32	9	15	2	15	1.40

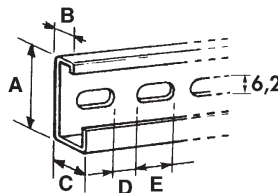
### PDR Perforated Symmetric Profiles



Part No.	Description	Thickness mm	A mm	B mm	C mm	D mm	E mm	Lg m	kg	
557750	PDR 5.5 2M	10/10	10.5	5.5	2	7.8	12.2	2	15	0.62
557850	PDR 7 2M	10/10	27	7.5	4	7	18	2	15	1.37
557855	PDR 7 2M*	10/10	27	7.5	4	10	25	2	15	1.37
557950	PDR 15 2M	15/10	27	15	4	7	18	2	15	2.65
557955	PDR 15 2M*	10/10	27	15	4	10	25	2	15	2.65

\*Slot width to be 5.2


### PDRG Perforated Asymmetric Profiles



Part No.	Description	Thickness mm	A mm	B mm	C mm	D mm	Lg m	kg		
558050	PDRG 2M	15/10	32	9	15	7	18	2	15	3.04

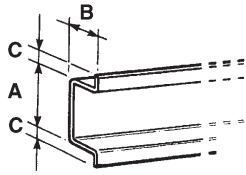
# Profiles

## STEEL PROFILES



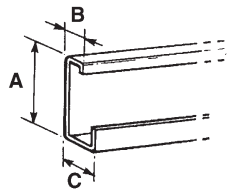
- Galvanized steel construction
- High mechanical resistance and high corrosion resistance
- Conforms to EN 50035 and 50022 and DIN 46277
- Available in symmetric, asymmetric profiles both perforated and solid

### DR Symmetric Profiles



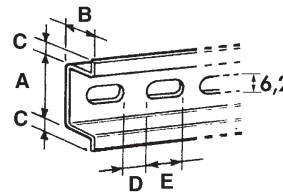
Part No.	Description	Thickness mm	A mm	B mm	C mm	Lg m	kg	
557700	DR 5.5 2m	10/10	10.5	5.5	2	2	15	0.73
557800	DR 7 2m	10/10	27	7.5	4	2	15	1.45
557900	DR 15 2m	15/10	27	15	4	2	15	2.87

### DRG Asymmetric Profiles



Part No.	Description	Thickness mm	A mm	B mm	C mm	Lg m	kg	
558000	DRG 2M	15/10	32	9	15	2	15	1.40

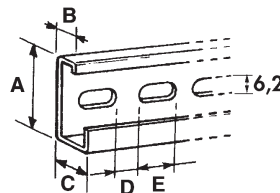
### PDR Perforated Symmetric Profiles



Part No.	Description	Thickness mm	A mm	B mm	C mm	D mm	E mm	Lg m	kg	
557750	PDR 5.5 2M	10/10	10.5	5.5	2	7.8	12.2	2	15	0.62
557850	PDR 7 2M	10/10	27	7.5	4	7	18	2	15	1.37
557855	PDR 7 2M*	10/10	27	7.5	4	10	25	2	15	1.37
557950	PDR 15 2M	15/10	27	15	4	7	18	2	15	2.65
557955	PDR 15 2M*	10/10	27	15	4	10	25	2	15	2.65

\*Slot width to be 5.2

### PDRG Perforated Asymmetric Profiles



Part No.	Description	Thickness mm	A mm	B mm	C mm	D mm	E mm	Lg m	kg	
558050	PDRG 2M	15/10	32	9	15	7	18	2	15	3.04