

TCP TruStart SpringLamps® 15,000/20,000 Hours average rated life, 120 V

Catalog Number

Notes

Type

TruStart™

Technology by TCP

Applications:

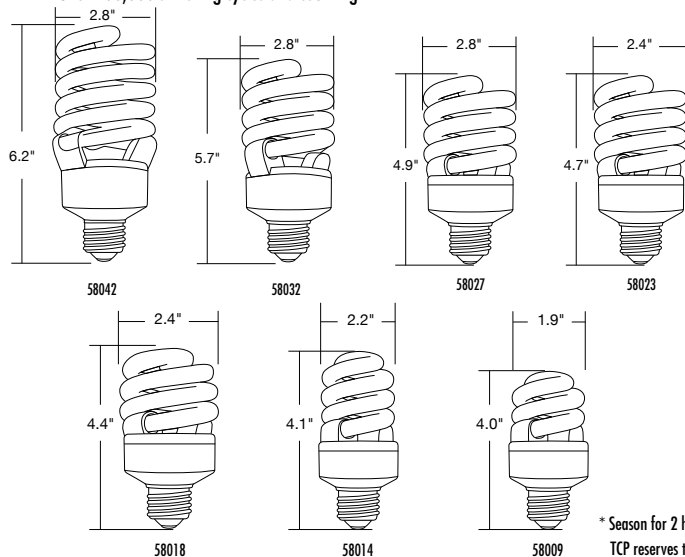
Perfect for any general lighting application: Use where a standard incandescent is used.

- + Table Lamps
- + Wall Sconces
- + Recessed Cans
- + Chandeliers
- + Ceiling Fixtures



Features and Benefits

- TCP-Exclusive Advanced IC Chip Control
- Programmed start for longer life – 15,000/20,000 hours
- < 30 seconds run-up time significant improvement over standard CFLs
- Huge energy savings over full 15,000/20,000 hour life
- TCP quality and reliability
- Best on/off CFL ever made!
- TruStart is the perfect incandescent replacement solution
- Excellent omni-directional light source
- Over 400,000 switching cycles and counting



* Season for 2 hours to stabilize components and insure best performance

TCP reserves the right to void the warranty for any misapplication of these products. ** Occupancy Sensor must meet UL20 Sec. 7.6.15

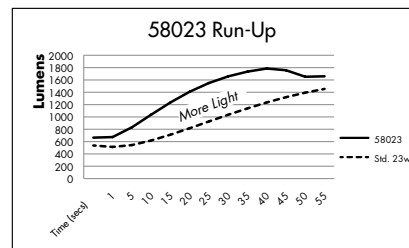


Specifications (at full brightness)

End of Life Protection.....	Yes
Ballast type.....	Electronic
Starting method.....	Programmed Rapid Start
Voltage.....	120VAC
Frequency.....	50/60 HZ
CRI.....	82
FCC Compliance.....	47 CFR Part 18
Power Factor.....	> .50
Rated Life.....	15,000/20,000 Hours
Minimum Start Temperature = 0°F / Maximum Operating Temperature = 140°F	

Application Notes:

- Do not use more than 2 bulbs in a surface mount enclosed fixture
- If fixture is manufactured for incandescents, do not use more than the CFL equivalent, as shown on chart
- Fully compatible with Occupancy Sensors**
- Excellent for any general lighting application
- 23w and below UL approved for enclosed fixtures and recessed cans
- Damp location rated can be used outdoors in weather approved fixtures
- Use 27w and 32w in open recessed cans 6" diameter minimum
- Use 42w in open recessed can 8" diameter minimum Do not use in any type of enclosed fixture.
- 23w and below fits aluminum reflectors 489R4023 AND 489R3023



Warranties and Certifications:	Item #	Description	Wattage	Incandescent Wattage Comparison	Initial Lumens	M.O.L. (inches)	Diameter (inches)	Input Line Current	Rated Hours
	36 MONTH WARRANTY 	58042	42 Watt TruStart SpringLamp	42	150W	2800	6.2	2.8	.70A
58032		32 Watt TruStart SpringLamp	32	125W	2100	5.7	2.8	.56A	15,000
58027		27 Watt TruStart SpringLamp	27	100W	1850	4.8	2.8	.45A	15,000
58023		23 Watt TruStart SpringLamp	23	100W	1600	4.9	2.4	.38A	20,000
58018		18 Watt TruStart SpringLamp	18	75W	1200	4.6	2.3	.30A	20,000
58014		14 Watt TruStart SpringLamp	14	60W	900	4.3	2.0	.23A	20,000
58009		9 Watt TruStart SpringLamp	9	40W	600	3.8	2.0	.15A	20,000



Color Temperature	Item #	Description	ESTAR	Wattage	Incandescent Wattage Comparison	Initial Lumens	M.O.L. (inches)	Diameter (inches)	Input Line Current	Rated Life
2700°K	58042	42 Watt TruStart SpringLamp		42	150W	2800	6.2	2.8	.70A	15,000
	58032	32 Watt TruStart SpringLamp		32	125W	2100	5.7	2.8	.56A	15,000
	58027	27 Watt TruStart SpringLamp		27	100W	1850	4.8	2.8	.45A	15,000
	58023	23 Watt TruStart SpringLamp	✦	23	100W	1600	4.9	2.4	.38A	20,000
	58018	18 Watt TruStart SpringLamp		18	75W	1200	4.6	2.3	.30A	20,000
	58014	14 Watt TruStart SpringLamp	✦	14	60W	900	4.3	2.0	.23A	20,000
	58009	9 Watt TruStart SpringLamp		9	40W	600	3.8	2.0	.15A	20,000
3000°K ordering suffix 30K	5804230K	42 Watt TruStart SpringLamp 30K		42	150W	2800	6.2	2.8	.70A	15,000
	5803230K	32 Watt TruStart SpringLamp 30K		32	125W	2100	5.7	2.8	.56A	15,000
	5802730K	27 Watt TruStart SpringLamp 30K		27	100W	1850	4.8	2.8	.45A	15,000
	5802330K	23 Watt TruStart SpringLamp 30K	✦	23	100W	1600	4.9	2.4	.38A	20,000
	5801830K	18 Watt TruStart SpringLamp 30K		18	75W	1200	4.6	2.3	.30A	20,000
	5801430K	14 Watt TruStart SpringLamp 30K		14	60W	900	4.3	2.0	.23A	20,000
	5800930K	9 Watt TruStart SpringLamp 30K		9	40W	600	3.8	2.0	.15A	20,000
3500°K ordering suffix 35K	5804235K	42 Watt TruStart SpringLamp 35K		42	150W	2800	6.2	2.8	.70A	15,000
	5803235K	32 Watt TruStart SpringLamp 35K		32	125W	2100	5.7	2.8	.56A	15,000
	5802735K	27 Watt TruStart SpringLamp 35K		27	100W	1850	4.8	2.8	.45A	15,000
	5802335K	23 Watt TruStart SpringLamp 35K	✦	23	100W	1600	4.9	2.4	.38A	20,000
	5801835K	18 Watt TruStart SpringLamp 35K		18	75W	1200	4.6	2.3	.30A	20,000
	5801435K	14 Watt TruStart SpringLamp 35K		14	60W	900	4.3	2.0	.23A	20,000
	5800935K	9 Watt TruStart SpringLamp 35K		9	40W	600	3.8	2.0	.15A	20,000
4100°K ordering suffix 41K	5804241K	42 Watt TruStart SpringLamp 41K		42	150W	2750	6.2	2.8	.70A	15,000
	5803241K	32 Watt TruStart SpringLamp 41K		32	125W	2050	5.7	2.8	.56A	15,000
	5802741K	27 Watt TruStart SpringLamp 41K		27	100W	1800	4.8	2.8	.45A	15,000
	5802341K	23 Watt TruStart SpringLamp 41K	✦	23	100W	1550	4.9	2.4	.38A	20,000
	5801841K	18 Watt TruStart SpringLamp 41K		18	75W	1150	4.6	2.3	.30A	20,000
	5801441K	14 Watt TruStart SpringLamp 41K		14	60W	850	4.3	2.0	.23A	20,000
	5800941K	9 Watt TruStart SpringLamp 41K		9	40W	550	3.8	2.0	.15A	20,000
5000°K ordering suffix 50K	5804250K	42 Watt TruStart SpringLamp 50K		42	150W	2700	6.2	2.8	.70A	15,000
	5803250K	32 Watt TruStart SpringLamp 50K		32	125W	2000	5.7	2.8	.56A	15,000
	5802750K	27 Watt TruStart SpringLamp 50K		27	100W	1750	4.8	2.8	.45A	15,000
	5802350K	23 Watt TruStart SpringLamp 50K	✦	23	100W	1500	4.9	2.4	.38A	20,000
	5801850K	18 Watt TruStart SpringLamp 50K		18	75W	1100	4.6	2.3	.30A	20,000
	5801450K	14 Watt TruStart SpringLamp 50K		14	60W	800	4.3	2.0	.23A	20,000
	5800950K	9 Watt TruStart SpringLamp 50K		9	40W	500	3.8	2.0	.15A	20,000
6500°K ordering suffix 65K	5804265K	42 Watt TruStart SpringLamp 65K		42	150W	2700	6.2	2.8	.70A	15,000
	5803265K	32 Watt TruStart SpringLamp 65K		32	125W	2000	5.7	2.8	.56A	15,000
	5802765K	27 Watt TruStart SpringLamp 65K		27	100W	1750	4.8	2.8	.45A	15,000
	5802365K	23 Watt TruStart SpringLamp 65K		23	100W	1500	4.9	2.4	.38A	20,000
	5801865K	18 Watt TruStart SpringLamp 65K		18	75W	1100	4.6	2.3	.30A	20,000
	5801465K	14 Watt TruStart SpringLamp 65K		14	60W	800	4.3	2.0	.23A	20,000
	5800965K	9 Watt TruStart SpringLamp 65K		9	40W	500	3.8	2.0	.15A	20,000



TCP TruStart SpringLamps® 15,000/20,000 Hours average rated life, 120 V

Catalog Number

Notes

Type

TruStart™

Technology by TCP

Applications:

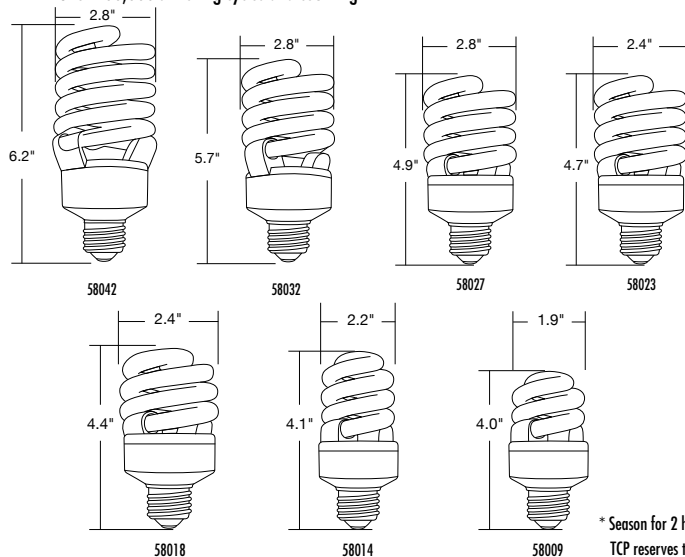
Perfect for any general lighting application: Use where a standard incandescent is used.

- + Table Lamps
- + Wall Sconces
- + Recessed Cans
- + Chandeliers
- + Ceiling Fixtures



Features and Benefits

- TCP-Exclusive Advanced IC Chip Control
- Programmed start for longer life – 15,000/20,000 hours
- < 30 seconds run-up time significant improvement over standard CFLs
- Huge energy savings over full 15,000/20,000 hour life
- TCP quality and reliability
- Best on/off CFL ever made!
- TruStart is the perfect incandescent replacement solution
- Excellent omni-directional light source
- Over 400,000 switching cycles and counting



* Season for 2 hours to stabilize components and insure best performance

TCP reserves the right to void the warranty for any misapplication of these products. ** Occupancy Sensor must meet UL20 Sec. 7.6.15

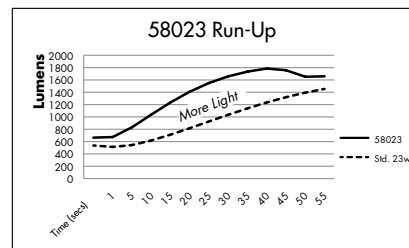


Specifications (at full brightness)

End of Life Protection.....	Yes
Ballast type.....	Electronic
Starting method.....	Programmed Rapid Start
Voltage.....	120VAC
Frequency.....	50/60 HZ
CRI.....	82
FCC Compliance.....	47 CFR Part 18
Power Factor.....	> .50
Rated Life.....	15,000/20,000 Hours
Minimum Start Temperature = 0°F / Maximum Operating Temperature = 140°F	

Application Notes:

- Do not use more than 2 bulbs in a surface mount enclosed fixture
- If fixture is manufactured for incandescents, do not use more than the CFL equivalent, as shown on chart
- Fully compatible with Occupancy Sensors**
- Excellent for any general lighting application
- 23w and below UL approved for enclosed fixtures and recessed cans
- Damp location rated can be used outdoors in weather approved fixtures
- Use 27w and 32w in open recessed cans 6" diameter minimum
- Use 42w in open recessed can 8" diameter minimum Do not use in any type of enclosed fixture.
- 23w and below fits aluminum reflectors 489R4023 AND 489R3023



Warranties and Certifications:	Item #	Description	Wattage	Incandescent Wattage Comparison	Initial Lumens	M.O.L. (inches)	Diameter (inches)	Input Line Current	Rated Hours
 	58042	42 Watt TruStart SpringLamp	42	150W	2800	6.2	2.8	.70A	15,000
	58032	32 Watt TruStart SpringLamp	32	125W	2100	5.7	2.8	.56A	15,000
	58027	27 Watt TruStart SpringLamp	27	100W	1850	4.8	2.8	.45A	15,000
	58023	23 Watt TruStart SpringLamp	23	100W	1600	4.9	2.4	.38A	20,000
	58018	18 Watt TruStart SpringLamp	18	75W	1200	4.6	2.3	.30A	20,000
	58014	14 Watt TruStart SpringLamp	14	60W	900	4.3	2.0	.23A	20,000
	58009	9 Watt TruStart SpringLamp	9	40W	600	3.8	2.0	.15A	20,000



Color Temperature	Item #	Description	ESTAR	Wattage	Incandescent Wattage Comparison	Initial Lumens	M.O.L. (inches)	Diameter (inches)	Input Line Current	Rated Life
2700°K	58042	42 Watt TruStart SpringLamp		42	150W	2800	6.2	2.8	.70A	15,000
	58032	32 Watt TruStart SpringLamp		32	125W	2100	5.7	2.8	.56A	15,000
	58027	27 Watt TruStart SpringLamp		27	100W	1850	4.8	2.8	.45A	15,000
	58023	23 Watt TruStart SpringLamp	✦	23	100W	1600	4.9	2.4	.38A	20,000
	58018	18 Watt TruStart SpringLamp		18	75W	1200	4.6	2.3	.30A	20,000
	58014	14 Watt TruStart SpringLamp	✦	14	60W	900	4.3	2.0	.23A	20,000
	58009	9 Watt TruStart SpringLamp		9	40W	600	3.8	2.0	.15A	20,000
3000°K ordering suffix 30K	5804230K	42 Watt TruStart SpringLamp 30K		42	150W	2800	6.2	2.8	.70A	15,000
	5803230K	32 Watt TruStart SpringLamp 30K		32	125W	2100	5.7	2.8	.56A	15,000
	5802730K	27 Watt TruStart SpringLamp 30K		27	100W	1850	4.8	2.8	.45A	15,000
	5802330K	23 Watt TruStart SpringLamp 30K	✦	23	100W	1600	4.9	2.4	.38A	20,000
	5801830K	18 Watt TruStart SpringLamp 30K		18	75W	1200	4.6	2.3	.30A	20,000
	5801430K	14 Watt TruStart SpringLamp 30K		14	60W	900	4.3	2.0	.23A	20,000
	5800930K	9 Watt TruStart SpringLamp 30K		9	40W	600	3.8	2.0	.15A	20,000
3500°K ordering suffix 35K	5804235K	42 Watt TruStart SpringLamp 35K		42	150W	2800	6.2	2.8	.70A	15,000
	5803235K	32 Watt TruStart SpringLamp 35K		32	125W	2100	5.7	2.8	.56A	15,000
	5802735K	27 Watt TruStart SpringLamp 35K		27	100W	1850	4.8	2.8	.45A	15,000
	5802335K	23 Watt TruStart SpringLamp 35K	✦	23	100W	1600	4.9	2.4	.38A	20,000
	5801835K	18 Watt TruStart SpringLamp 35K		18	75W	1200	4.6	2.3	.30A	20,000
	5801435K	14 Watt TruStart SpringLamp 35K		14	60W	900	4.3	2.0	.23A	20,000
	5800935K	9 Watt TruStart SpringLamp 35K		9	40W	600	3.8	2.0	.15A	20,000
4100°K ordering suffix 41K	5804241K	42 Watt TruStart SpringLamp 41K		42	150W	2750	6.2	2.8	.70A	15,000
	5803241K	32 Watt TruStart SpringLamp 41K		32	125W	2050	5.7	2.8	.56A	15,000
	5802741K	27 Watt TruStart SpringLamp 41K		27	100W	1800	4.8	2.8	.45A	15,000
	5802341K	23 Watt TruStart SpringLamp 41K	✦	23	100W	1550	4.9	2.4	.38A	20,000
	5801841K	18 Watt TruStart SpringLamp 41K		18	75W	1150	4.6	2.3	.30A	20,000
	5801441K	14 Watt TruStart SpringLamp 41K		14	60W	850	4.3	2.0	.23A	20,000
	5800941K	9 Watt TruStart SpringLamp 41K		9	40W	550	3.8	2.0	.15A	20,000
5000°K ordering suffix 50K	5804250K	42 Watt TruStart SpringLamp 50K		42	150W	2700	6.2	2.8	.70A	15,000
	5803250K	32 Watt TruStart SpringLamp 50K		32	125W	2000	5.7	2.8	.56A	15,000
	5802750K	27 Watt TruStart SpringLamp 50K		27	100W	1750	4.8	2.8	.45A	15,000
	5802350K	23 Watt TruStart SpringLamp 50K	✦	23	100W	1500	4.9	2.4	.38A	20,000
	5801850K	18 Watt TruStart SpringLamp 50K		18	75W	1100	4.6	2.3	.30A	20,000
	5801450K	14 Watt TruStart SpringLamp 50K		14	60W	800	4.3	2.0	.23A	20,000
	5800950K	9 Watt TruStart SpringLamp 50K		9	40W	500	3.8	2.0	.15A	20,000
6500°K ordering suffix 65K	5804265K	42 Watt TruStart SpringLamp 65K		42	150W	2700	6.2	2.8	.70A	15,000
	5803265K	32 Watt TruStart SpringLamp 65K		32	125W	2000	5.7	2.8	.56A	15,000
	5802765K	27 Watt TruStart SpringLamp 65K		27	100W	1750	4.8	2.8	.45A	15,000
	5802365K	23 Watt TruStart SpringLamp 65K		23	100W	1500	4.9	2.4	.38A	20,000
	5801865K	18 Watt TruStart SpringLamp 65K		18	75W	1100	4.6	2.3	.30A	20,000
	5801465K	14 Watt TruStart SpringLamp 65K		14	60W	800	4.3	2.0	.23A	20,000
	5800965K	9 Watt TruStart SpringLamp 65K		9	40W	500	3.8	2.0	.15A	20,000

