


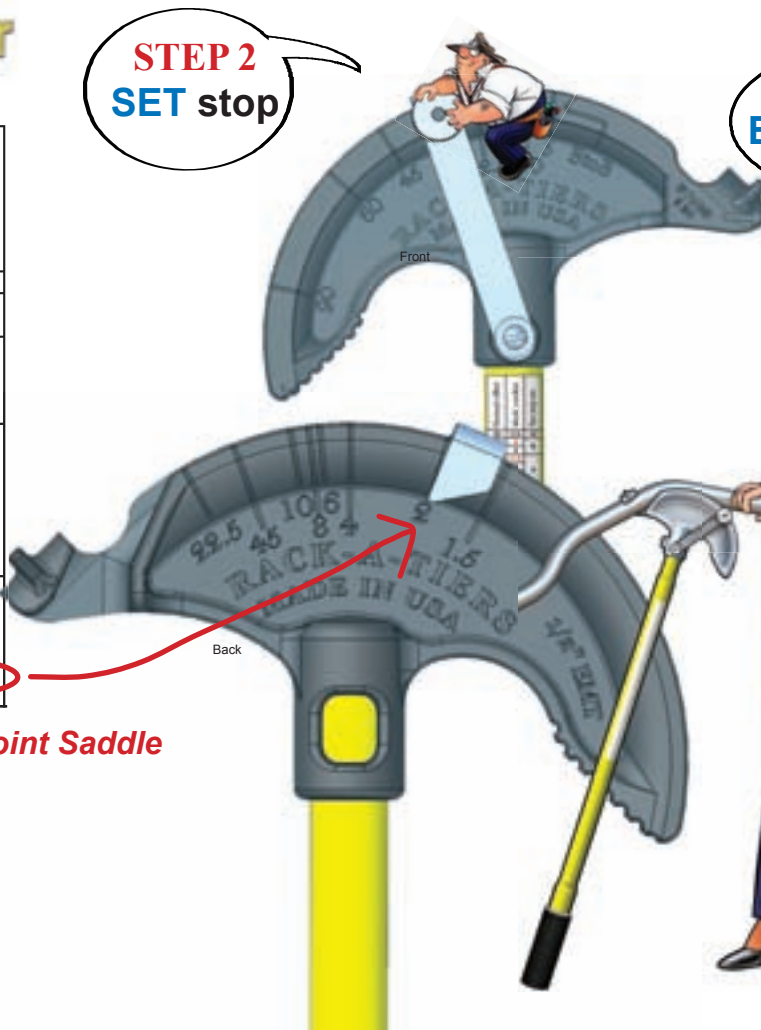
# Hoppy Bender

**STEP 1**  
Read table &  
**MARK** conduit



Desired offset	Mark conduit	Set stop on
3/8	3 3/4	10
1/2	4	8
3/4	6	
3/4	4 1/2	6
1	6	
1 1/4	7 1/2	
1 1/2	9	
1 1/2	6	4
1 3/4	7	
2	8	
2 1/4	9	
2 1/2	10	
2 3/4	11	
3	12	
3	6	
3 1/4	6 1/2	
3 1/2	7	
3 3/4	7 1/2	
4	8	2
4 1/4	8 1/2	

**STEP 2**  
**SET** stop



**STEP 3**  
**BEND** conduit



**Example of 4" Offset or 4 Point Saddle**

1. **MARK** conduit 8" intervals
2. **SET** stop on 2 multiplier
3. **BEND** conduit to stop

1/2" Bender-Part # 57050

3/4" Bender-Part # 57075

# Pipe Spring Bender



**YOU CAN**  
**COLD BEND**

**RIGID PVC PIPE WITHOUT**  
**PIPE COLLAPSE OR FRACTURE**

- NO HEAT GUNS
- NO HEAT BLANKETS
- FEWER PVC FITTINGS

**FASTER AND EASIER**  
**THAN CUTTING AND GLUEING**  
**FACTORY FITTINGS**

**HOW?**

**INSERT THE PIPE SPRING INTO THE PIPE**  
**AND BEND ACROSS YOUR KNEE!!**

# Cold PVC Pipe Bender

One Size-Fits ALL Knees!

1/2" Part #58050

3/4" Part #58075

1" Part #58100

## Definition of Cold

NOTE: **Pipe should be 50° F or warmer.** PVC pipe requires slight over bending which will "pop back" a few degrees upon the release of bending pressure.

Hang up that heat gun and can that glue can. Your knee is faster and the Pipe Spring Bender makes it easy to bend 1/2" & 3/4" PVC. For more radius bends use EMT bender. Add a little brute force and you can bend 1" too. Believe it!

# Hoppy Bender

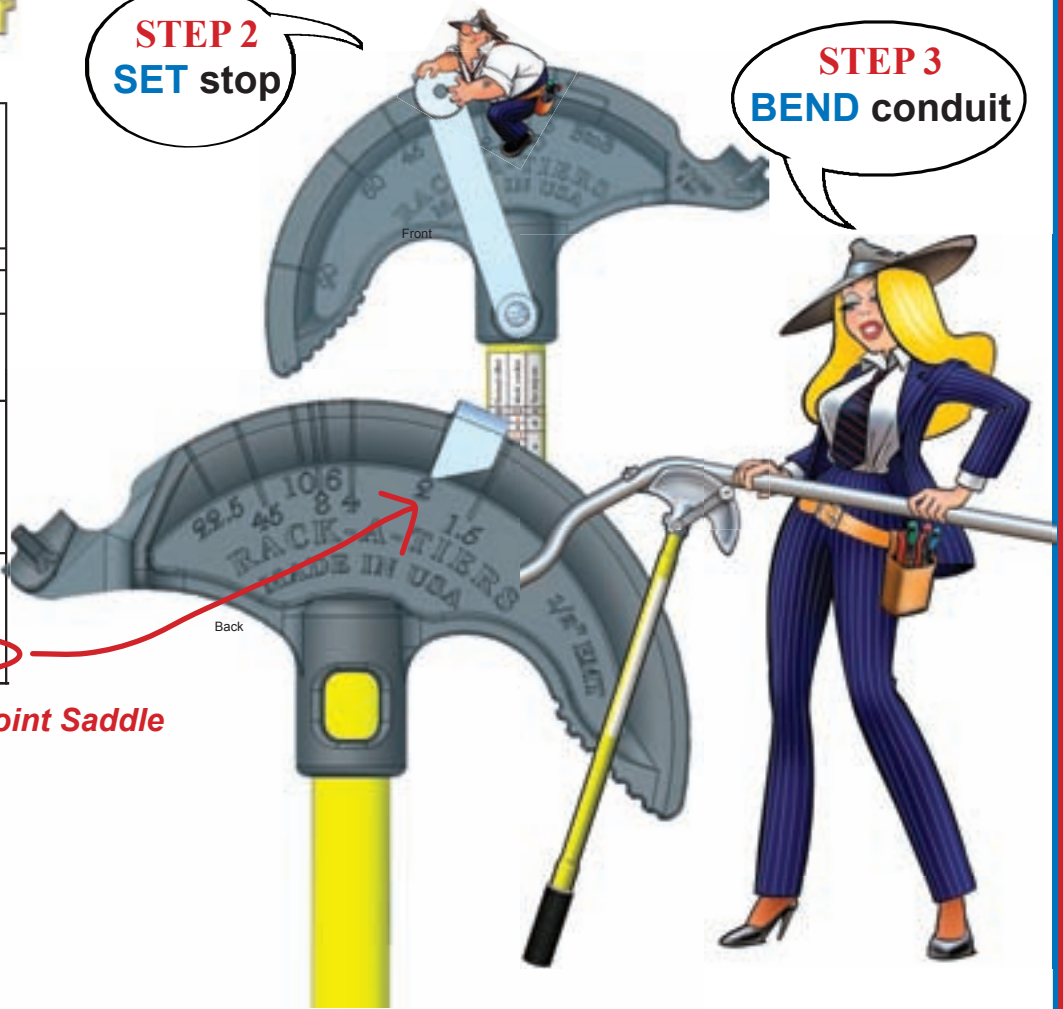
**STEP 1**  
Read table &  
**MARK** conduit



Desired offset	Mark conduit	Set stop on
3/8	3 3/4	10
1/2	4	8
3/4	6	
3/4	4 1/2	6
1	6	
1 1/4	7 1/2	
1 1/2	9	
1 1/2	6	4
1 3/4	7	
2	8	
2 1/4	9	
2 1/2	10	
2 3/4	11	
3	12	
3	6	
3 1/4	6 1/2	
3 1/2	7	
3 3/4	7 1/2	
4	8	2
4 1/4	8 1/2	

**STEP 2**  
**SET** stop

**STEP 3**  
**BEND** conduit



**Example of 4" Offset or 4 Point Saddle**

1. **MARK** conduit 8" intervals
2. **SET** stop on 2 multiplier
3. **BEND** conduit to stop

1/2" Bender-Part # 57050

3/4" Bender-Part # 57075

# Pipe Spring Bender



One Size-Fits ALL Knees!

**YOU CAN**  
**COLD BEND**

**RIGID PVC PIPE WITHOUT**  
**PIPE COLLAPSE OR FRACTURE**

- NO HEAT GUNS
- NO HEAT BLANKETS
- FEWER PVC FITTINGS

**FASTER AND EASIER**  
**THAN CUTTING AND GLUEING**  
**FACTORY FITTINGS**

**HOW?**

**INSERT THE PIPE SPRING INTO THE PIPE**  
**AND BEND ACROSS YOUR KNEE!!**

# Cold PVC Pipe Bender

1/2" Part #58050

3/4" Part #58075

1" Part #58100

## Definition of Cold

NOTE: **Pipe should be 50° F or warmer.** PVC pipe requires slight over bending which will "pop back" a few degrees upon the release of bending pressure.

Hang up that heat gun and can that glue can. Your knee is faster and the Pipe Spring Bender makes it easy to bend 1/2" & 3/4" PVC. For more radius bends use EMT bender. Add a little brute force and you can bend 1" too. Believe it!