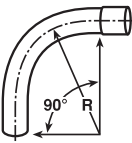
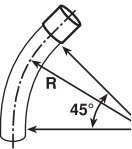
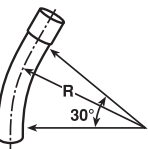


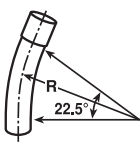
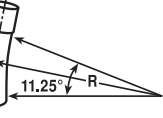
# Schedule 40 Elbows Standard Radius

Available in plain and integral belled end for use with nonmetallic solvent weld fittings.

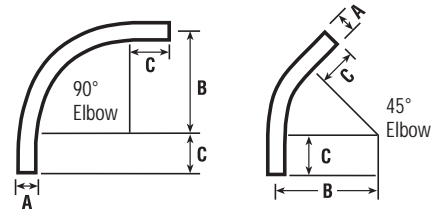


Schedule 40 & 80 Elbows & Fittings

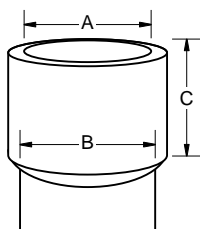
Item	Plain End Part No.	Belled End Part No.	Size	Plain End Std. Ctn. Qty.	Belled End Std. Ctn. Qty.
<b>90° Elbow</b> 	UA9AD	UA9ADB	1/2"	50	50
	UA9ADR-CAR	UA9ADB	1/2"	25	50
	UA9AE	UA9AEB	3/4"	25	25
	UA9AFR-CTN	UA9AFB-CTN	1"	25	25
	UA9AG	UA9AGB	1 1/4"	20	20
	UA9AH	UA9AHB	1 1/2"	25	25
	UA9AJ	UA9AJB	2"	20	20
	UA9AK-CAR	UA9AKB-CAR	2 1/2"	10	10
	UA9AL	UA9ALB	3"	1	5
	UA9AM	UA9AMB	3 1/2"	1	20
	UA9AN	UA9ANB	4"	1	1
	UA9AP	UA9APB	5"	1	1
	UA9AR	UA9ARB	6"	1	1
	<b>45° Elbow</b> 	UA7AD	UA7ADB	1/2"	50
UA7AE		UA7AEB	3/4"	25	25
UA7AF		UA7AFB	1"	20	20
UA7AF-CAR		UA7AFB	1"	15	20
UA7AG		UA7AGB	1 1/4"	20	20
UA7AH		UA7AHB	1 1/2"	20	20
UA7AJ		UA7AJB	2"	20	20
UA7AJ-CAR		-	2"	4	4
UA7AK		UA7AKB	2 1/2"	20	20
UA7AL		UA7ALB	3"	5	25
UA7AM		UA7AMB	3 1/2"	1	20
UA7AN		UA7ANB	4"	1	20
UA7AP		UA7APB	5"	1	1
UA7AR		UA7ARB	6"	1	1
<b>30° Elbow</b> 	UA6AD	UA6ADB	1/2"	50	50
	UA6AE	UA6AEB	3/4"	25	25
	UA6AF	UA6AFB	1"	25	1
	UA6AG	UA6AGB	1 1/4"	20	20
	UA6AH	UA6AHB	1 1/2"	25	1
	UA6AJ	UA6AJB	2"	20	20
	UA6AK	UA6AKB	2 1/2"	10	20
	UA6AL	UA6ALB	3"	1	1
	UA6AM	UA6AMB	3 1/2"	1	1
	UA6AN	UA6ANB	4"	1	1
	UA6AP	UA6APB	5"	1	1
	UA6AR	UA6ARB	6"	1	1

Item	Plain End Part No.	Belled End Part No.	Size	Plain End Std. Ctn. Qty.	Belled End Std. Ctn. Qty.
<b>22 1/2° Elbow</b> 	UA5AD	-	1/2"	1	-
	UA5AE	-	3/4"	1	-
	UA5AF	-	1"	1	-
	UA5AG	-	1 1/4"	1	-
	UA5AH	-	1 1/2"	1	-
	UA5AJ	UA5AJB	2"	25	1
	UA5AK	-	2 1/2"	20	-
	UA5AL	UA5ALB	3"	5	1
	UA5AM	-	3 1/2"	1	-
	UA5AN	UA5ANB	4"	1	1
	UA5AP	UA5APB	5"	1	1
<b>11 1/4° Elbow</b> 	UA3AD	-	1/2"	1	-
	UA3AE	-	3/4"	1	-
	UA3AF	-	1"	1	-
	UA3AG	-	1 1/4"	1	-
	UA3AH	-	1 1/2"	1	-
	UA3AJ	-	2"	1	-
	UA3AK	-	2 1/2"	1	-
	UA3AL	-	3"	1	-
	UA3AM	-	3 1/2"	1	-
	UA3AN	UA3ANB	4"	1	1
	UA3AP	-	5"	1	-
UA3AR	-	6"	1	-	

## Standard Radius Elbow Dimensions



## Integral Belled End Dimensions



Trade Size	A		B		C	
	At Entrance Max.	Min.	At Bottom Max.	Min.	Socket Depth Max.	Min.
1/2"	.860	0.844	0.844	0.828	1.500	0.652
3/4"	1.074	1.054	1.056	1.036	1.500	0.719
1"	1.340	1.320	1.320	1.300	1.875	0.875
1 1/4"	1.689	1.665	1.667	1.643	2.000	0.938
1 1/2"	1.930	1.906	1.906	1.882	2.000	1.062
2"	2.405	2.381	2.381	2.357	2.000	1.125
2 1/2"	2.905	2.875	2.883	2.853	3.000	1.469
3"	3.530	3.500	3.507	3.477	3.125	1.594
3 1/2"	4.065	3.965	4.007	3.977	3.250	1.687
4"	4.565	4.465	4.506	4.476	3.375	1.750
5"	5.643	5.543	5.583	5.523	3.625	1.937
6"	6.708	6.608	6.644	6.584	3.750	2.125

Size	A	B	C
		Min. (Radius)	Min.
1/2"	.840	4"	1 1/2"
3/4"	1.050	4 1/2"	1 1/2"
1"	1.315	5 3/4"	1 7/8"
1 1/4"	1.660	7 1/4"	2"
1 1/2"	1.900	8 1/4"	2"
2"	2.375	9 1/2"	2"
2 1/2"	2.875	10 1/2"	3"
3"	3.500	13"	3 1/8"
3 1/2"	4.000	15"	3 1/4"
4"	4.500	16"	3 3/8"
5"	5.563	24"	3 5/8"
6"	6.625	30"	3 3/4"