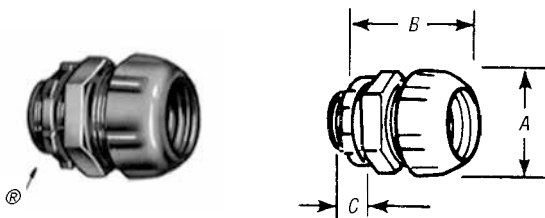


Couplings and Accessories

Split steel ring with diagonal serrations grips conduit and bites in for positive ground!

Threadless Connectors — Nylon Insulated

- Makes a permanent connection
- Eliminates need for cutting a thread on conduit
- Insulation helps ensure continuity of service by protecting the conductor at the critical point — the connector bushing
- Malleable iron construction
- Look for the unique T&B blue color, ensuring the highest quality fitting



CAT. NO.			DIMENSIONS (IN.)		
NYLON INSUL.	NON-INSUL.	CONDUIT SIZE	A	B	C
8123	8121	1/2"	1 1/32	1 1/16	1/2
8223	8221	3/4"	1 1/32	1 3/4	1/2
8323	8321	1"	1 9/32	2	9/16
8423	8421	1 1/4"	2 3/8	2 1/16	1 1/16
8523	8521	1 1/2"	2 1/16	2 5/8	3/4
8623	8621	2"	3 1/4	2 13/16	2 1/32
8723-TB	8721	2 1/2"	4 1/8	3 3/16	1 1/8
8823	8821	3"	4 7/8	4	1 1/32
8853	8851	3 1/2"	5 1/2	4 7/8	1 1/8
8973	8971	4"	6 3/32	4 7/8	1 1/8

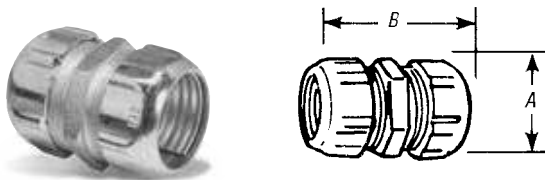
Available with DURA-PLATE® Finish. UL File No. E-23018 CSA File No. 2884

Just tighten with a wrench to make a UL Listed and CSA Certified concrete-tight connection!



Threadless Couplings

- Eliminates need for conduit threading
- Malleable iron construction



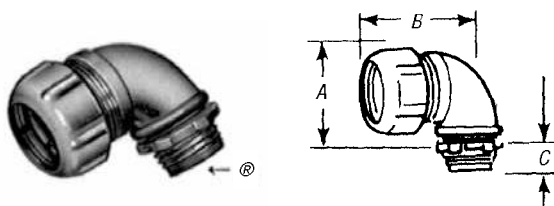
CAT. NO.	SIZE	DIMENSIONS (IN.)	
		A	B
8120	1/2"	1 3/32	2
8220	3/4"	1 19/32	2 5/16
8320	1"	1 1/8	2 11/16
8420	1 1/4"	2 3/8	2 3/16
8520	1 1/2"	2 5/8	3 5/8
8620	2"	3 1/4	3 13/16
8720	2 1/2"	3 3/16	5 3/8
8820	3"	4 11/16	5 1/2
8850	3 1/2"	5 3/16	5 1/2
8970	4"	5 11/16	5 1/2

Available with DURA-PLATE® Finish. UL File No. E-23018 CSA File No. 2884

Ideal for entering enclosure or conduit body at right angles!

Threadless Short Elbows — Nylon Insulated

- Eliminates need to thread conduit
- As with straight couplings, makes a concrete-tight connection
- Malleable iron construction



CAT. NO.	SIZE	DIMENSIONS (IN.)		
		A	B	C
8130	1/2"	1 1/32	1 1/2	1/2
8131	3/4"	1 1/8	1 3/4	9/16
8132	1"	1 1/8	1 11/16	1 1/16

Available with DURA-PLATE® Finish. UL File No. E-23018 CSA File No. 2884

Couplings and Accessories

Set-Screw Connector/Coupling

(For Threadless Rigid Metal Conduit and Intermediate Metal Conduit)

Application

- To connect and effectively bond threadless rigid metal conduit or intermediate metal conduit to a box or enclosure or to couple ends of threadless conduit

Features

- Thickwall steel or malleable iron body
- Hardened hex head cup point screw to provide high-quality bond
- Screw captivated, will not vibrate loose
- Nylon insulated throat meets and exceeds all code requirements for bushing:
 - (i) Prevents thinning of insulation
 - (ii) Reduces installation effort
 - (iii) Prevents first thread damage



8125 Series



8124 Series

- Coupling provided with positive center stop
- Suitable for concrete-tight application
- Capable of carrying ground fault currents up to 10,000 amps RMS (1/2" through 1 1/2" size) and 20,000 amps RMS (2" and above sizes)

Standard Finish

Electro Zinc Plated & Chromate Coated

Listings/Compliances

UL (UL File No: E-23018)
CSA (LR-2884, LR-4484)
UL 514B
CSA C22.2 No. 18
NFPA 70
NEMA FB1
Federal Specification A-A-50553
Federal Standard H-28 (Threads)

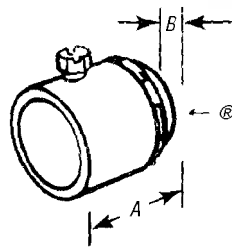
Standard Material

Body 1/2" thru 2" Steel
2 1/2" thru 4" Malleable Iron
Locknut..... 1/2" thru 2" Steel (hardened)
2 1/2" thru 4" Malleable Iron
Screw Steel (hardened)
Insulator Nylon

Eliminates the need for conduit threading!

Insulated Set-Screw Connector

- Captive hex head screws tighten down onto conduit for positive holding strength and ground
- Furnished with insulated throats to reduce wire-pulling effort by as much as 50%
- Approved concrete-tight



8125 Series



CAT. NO.	CONDUIT SIZE	DIMENSIONS (IN.)	
		A	B
8125	1/2"	1 3/8	1 3/32
8225	3/4"	1 1/2	7/16
8325	1"	1 7/16	35/64
8425	1 1/4"	2	5/8
8525	1 1/2"	2 5/16	5/8
8625-TB	2"	2 1/16	1 1/16
8725-TB	2 1/2"	3 3/8	1
8825	3"	3 7/16	1
8855	3 1/2"	3 3/8	1 1/16
8975	4"	4 3/16	1 1/8

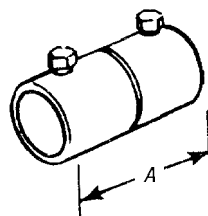
Sizes 1/2"–2" made of steel. Sizes 2 1/2"–4" are malleable iron.
Available with DURA-PLATE® Finish.

UL File No. E-23018 CSA File No. 2884

No need to thread conduit ends when joining rigid conduit!

Set-Screw Coupling

- Captive hex head screws provide positive holding strength and ground continuity
- Approved concrete-tight



8124 Series



CAT. NO.	CONDUIT SIZE	DIMENSION (IN.)
		A
8124	1/2"	2 1/2
8224	3/4"	2 1/16
8324-TB	1"	2 27/32
8424	1 1/4"	3
8524	1 1/2"	3 3/8
8624	2"	3 3/8
8724	2 1/2"	3 3/8
8824-TB	3"	4 1/4
8854	3 1/2"	4 15/16
8974	4"	5 3/8

Sizes 1/2"–2" made of steel; sizes 2 1/2"–4" are malleable iron.
Available with DURA-PLATE® Finish.

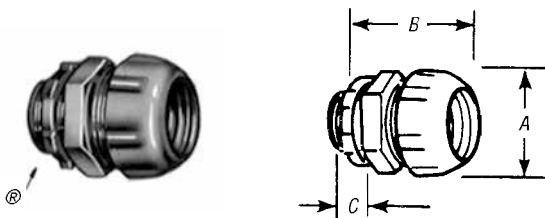
UL File No. E-23018 CSA File No. 2884

Couplings and Accessories

Split steel ring with diagonal serrations grips conduit and bites in for positive ground!

Threadless Connectors — Nylon Insulated

- Makes a permanent connection
- Eliminates need for cutting a thread on conduit
- Insulation helps ensure continuity of service by protecting the conductor at the critical point — the connector bushing
- Malleable iron construction
- Look for the unique T&B blue color, ensuring the highest quality fitting



CAT. NO.		CONDUIT SIZE	DIMENSIONS (IN.)		
NYLON INSUL.	NON-INSUL.		A	B	C
8123	8121	1/2"	1 1/32	1 1/16	1/2
8223	8221	3/4"	1 1/32	1 3/4	1/2
8323	8321	1"	1 9/32	2	9/16
8423	8421	1 1/4"	2 3/8	2 1/16	1 1/16
8523	8521	1 1/2"	2 1/16	2 5/8	3/4
8623	8621	2"	3 1/4	2 13/16	2 1/32
8723-TB	8721	2 1/2"	4 1/8	3 3/16	1 1/8
8823	8821	3"	4 7/8	4	1 1/32
8853	8851	3 1/2"	5 1/2	4 7/8	1 1/8
8973	8971	4"	6 3/32	4 7/8	1 1/8

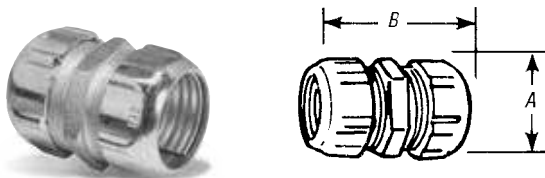
Available with DURA-PLATE® Finish. UL File No. E-23018 CSA File No. 2884

Just tighten with a wrench to make a UL Listed and CSA Certified concrete-tight connection!



Threadless Couplings

- Eliminates need for conduit threading
- Malleable iron construction



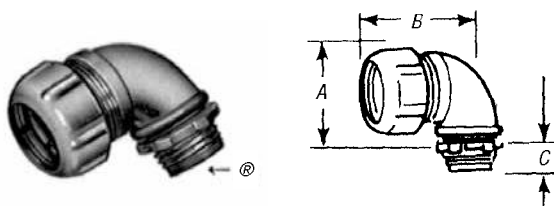
CAT. NO.	SIZE	DIMENSIONS (IN.)	
		A	B
8120	1/2"	1 3/32	2
8220	3/4"	1 19/32	2 5/16
8320	1"	1 1/8	2 11/16
8420	1 1/4"	2 3/8	2 3/16
8520	1 1/2"	2 5/8	3 5/8
8620	2"	3 1/4	3 13/16
8720	2 1/2"	3 3/16	5 3/8
8820	3"	4 11/16	5 1/2
8850	3 1/2"	5 3/16	5 1/2
8970	4"	5 11/16	5 1/2

Available with DURA-PLATE® Finish. UL File No. E-23018 CSA File No. 2884

Ideal for entering enclosure or conduit body at right angles!

Threadless Short Elbows — Nylon Insulated

- Eliminates need to thread conduit
- As with straight couplings, makes a concrete-tight connection
- Malleable iron construction



CAT. NO.	SIZE	DIMENSIONS (IN.)		
		A	B	C
8130	1/2"	1 1/32	1 1/2	1/2
8131	3/4"	1 1/8	1 3/4	9/16
8132	1"	1 1/8	1 11/16	1 1/16

Available with DURA-PLATE® Finish. UL File No. E-23018 CSA File No. 2884

Couplings and Accessories

Set-Screw Connector/Coupling

(For Threadless Rigid Metal Conduit and Intermediate Metal Conduit)

Application

- To connect and effectively bond threadless rigid metal conduit or intermediate metal conduit to a box or enclosure or to couple ends of threadless conduit

Features

- Thickwall steel or malleable iron body
- Hardened hex head cup point screw to provide high-quality bond
- Screw captivated, will not vibrate loose
- Nylon insulated throat meets and exceeds all code requirements for bushing:
 - Prevents thinning of insulation
 - Reduces installation effort
 - Prevents first thread damage



8125 Series



8124 Series

- Coupling provided with positive center stop
- Suitable for concrete-tight application
- Capable of carrying ground fault currents up to 10,000 amps RMS (½" through 1½" size) and 20,000 amps RMS (2" and above sizes)

Standard Finish

Electro Zinc Plated & Chromate Coated

Listings/Compliances

UL (UL File No: E-23018)
CSA (LR-2884, LR-4484)

Standard Material

Body	½" thru 2"	Steel
	2½" thru 4"	Malleable Iron
Locknut.....	½" thru 2"	Steel (hardened)
	2½" thru 4"	Malleable Iron
Screw		Steel (hardened)
Insulator.....		Nylon

UL 514B
CSA C22.2 No. 18
NFPA 70
NEMA FB1
Federal Specification A-A-50553
Federal Standard H-28 (Threads)

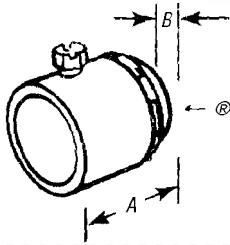
Eliminates the need for conduit threading!

Insulated Set-Screw Connector

- Captive hex head screws tighten down onto conduit for positive holding strength and ground
- Furnished with insulated throats to reduce wire-pulling effort by as much as 50%
- Approved concrete-tight



8125 Series



CAT. NO.	CONDUIT SIZE	DIMENSIONS (IN.)	
		A	B
8125	½"	1⅜	1⅜
8225	¾"	1½	7/16
8325	1"	1⅞	35/64
8425	1¼"	2	5/8
8525	1½"	2⅞	5/8
8625-TB	2"	2⅞	11/16
8725-TB	2½"	3⅞	1
8825	3"	3⅞	1
8855	3½"	3⅞	1⅛
8975	4"	4⅞	1⅛

Sizes ½"-2" made of steel. Sizes 2½"-4" are malleable iron. Available with DURA-PLATE® Finish.

UL File No. E-23018 CSA File No. 2884

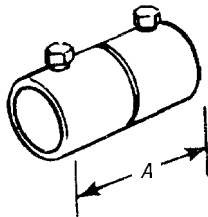
No need to thread conduit ends when joining rigid conduit!

Set-Screw Coupling

- Captive hex head screws provide positive holding strength and ground continuity
- Approved concrete-tight



8124 Series



CAT. NO.	CONDUIT SIZE	DIMENSION (IN.)
		A
8124	½"	2½
8224	¾"	2⅞
8324-TB	1"	2⅞
8424	1¼"	3
8524	1½"	3⅞
8624	2"	3⅞
8724	2½"	3⅞
8824-TB	3"	4¼
8854	3½"	4⅞
8974	4"	5⅞

Sizes ½"-2" made of steel; sizes 2½"-4" are malleable iron. Available with DURA-PLATE® Finish.

UL File No. E-23018 CSA File No. 2884

www.tnb.com

United States
Tel: 901.252.8000
800.816.7809
Fax: 901.252.1354

Technical Services
Tel: 888.862.3289

Thomas&Betts