

DESCRIPTION

The SNF Series is a functional and multi-purpose narrow strip family that incorporates premium performance and construction durability. Designed with our easy-to-use Flip-Up socket design, the SNF significantly reduces installation time. The performance and application versatility of this series can be increased by incorporating symmetrical or asymmetrical reflectors. The SNF Series can be installed using various mounting methods and numerous options and accessories are available.

Catalog #		Type	
Project		Date	
Comments			
Prepared by			

SPECIFICATION FEATURES

Construction

Channel is die formed cold rolled steel with numerous KOs for ease of installation. Groove for Tong Hanger. End plate quickly converts to snap-in channel connector for continuous row alignment. Lamp holder bracket flips in place. Channel/wireway cover secured with quarter-turn fasteners.

Channel/Wireway Cover

Die formed heavy gauge steel. Tight fit for ease of maintenance. Easily removed without use of tools. Optional reflector available incorporating silver technology enhancements (Silver Lining). Consult Pre Sales Technical Support.

Electrical*

Ballasts are CBM/ETL Class "P" and are positively secured by mounting bolts. Rotor Lock lampholders. UL/CUL listed. Suitable for damp locations.

Finish

Multistage iron phosphate pretreatment ensures maximum bonding and rust inhibitor. Lighting upgrade, baked white enamel finish. Prepainted material is standard, PAF optional.

Application

The small size of the SNF makes it an ideal choice for size-restricted architectural applications. The SNF Series can be the illumination solution in commercial, industrial, retail and residential applications. Fixtures can be used in storage/utility areas, coves, display cases, shops, task and general area lighting.

Compliance

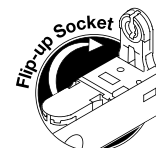
Options to meet Buy American and other domestic preference requirements.



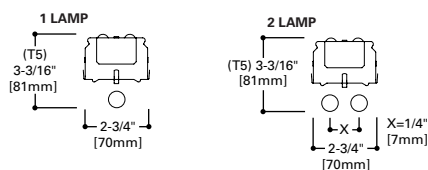
SNF
 114T5
 124T5
 128T5
 154T5
 214T5
 224T5
 228T5
 254T5

2' OR 4' STRIP
 1 OR 2 T5 OR T5HO LAMPS

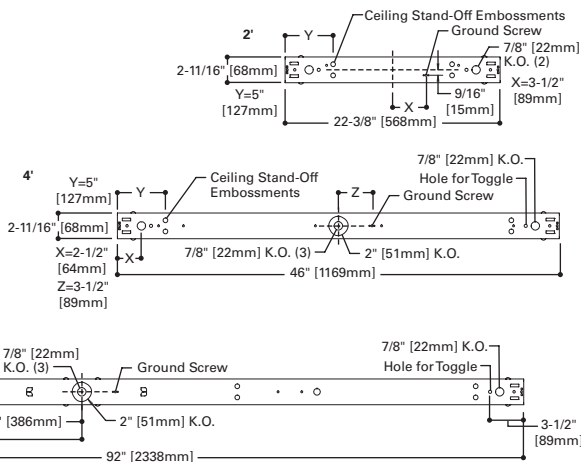
Narrow Striplite



LAMP CONFIGURATIONS



MOUNTING DATA



ENERGY DATA

Input Watts:
Electronic Ballast & STD Lamps
 114 (19), 214 (38), 124 (25), 224 (52)
 128 (34), 228 (68), 154 (54)
 254 (106)

Luminaire Efficacy Rating
LER = FS-75

Catalog Number: SNF-228T5
Yearly Cost of 1000 lumens,
3000 hrs at .08 KWH = \$3.20

*Reference the lamp/ballast data in the Technical Section for specific lamp/ballast requirements. †One lamp only.

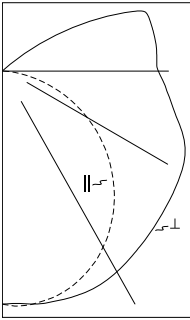
LAMPS CONTAIN MERCURY. DISPOSE ACCORDING TO LOCAL, STATE OR FEDERAL LAWS

LINEAR DISCONNECT

Safe and convenient means of disconnecting power.



PHOTOMETRICS



SNF-128T5-UNV-EBT1
Electronic Ballast
F28T5/835 Lamps
2600 Lumens
Spacing criterion:
(H) 1.3 x mounting
height, (L) 1.5 x
mounting height
Efficiency 100.9%
Test Report: 122P110
LER = FS-75
Yearly Cost of 1000
lumens, 3000 hrs at
.08 KWH = \$3.20

Candlepower

Angle	Along H	45°	Across L
0	484	484	484
5	489	487	485
10	485	488	490
15	477	485	491
20	463	478	491
25	444	468	487
30	420	455	480
35	392	438	469
40	361	418	460
45	326	395	450
50	290	374	442
55	251	352	435
60	211	333	428
65	170	314	418
70	129	296	400
75	88	272	375
80	51	242	355
85	20	221	339
90	1	206	323

Coefficients of Utilization

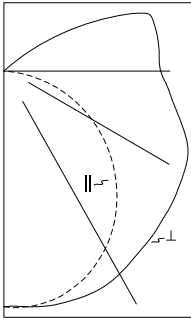
rc	Effective floor cavity reflectance																				
	80%			70%			50%			30%			10%			0%					
rw	70	50	30	10	70	50	30	10	50	30	10	50	30	10	50	30	10	50	30	10	0
RCR																					
0	115	115	115	115	110	110	110	110	100	100	100	92	92	92	84	84	84	80			
1	101	95	89	84	96	91	86	81	82	78	75	75	72	69	68	65	63	59			
2	91	81	73	66	86	77	70	63	70	64	59	63	59	54	57	54	50	47			
3	82	70	61	53	77	67	58	51	61	54	48	55	49	44	50	45	41	38			
4	74	61	52	44	70	58	50	43	53	46	40	48	42	37	44	39	34	31			
5	68	54	44	37	64	52	43	36	47	40	34	43	37	32	39	34	29	26			
6	63	48	39	32	59	46	38	31	42	35	29	39	32	27	35	30	25	23			
7	58	44	34	28	55	42	33	27	38	31	25	35	29	24	32	26	22	20			
8	54	40	31	25	51	38	30	24	35	28	23	32	26	21	29	24	20	18			
9	50	36	28	22	48	35	27	21	32	25	20	29	23	19	27	22	18	16			
10	47	33	25	20	45	32	24	19	30	23	18	27	21	17	25	20	16	14			

Zonal Lumen Summary

Zone	Lumens	%Lamp	%Fixture
0-30	400	15.4	15.2
0-40	672	25.8	25.6
0-60	1289	49.6	49.1
0-90	2080	80.0	79.2
90-180	545	20.9	20.8
0-180	2624	100.9	100.0

Typical VCP Percentages

Room Size (Ft.)	Height Along		Height Across	
	8.5'	10.0'	8.5'	10.0'
20 x 20	34	46	19	30
30 x 30	23	30	10	16
30 x 60	19	24	3	5
60 x 30	18	24	13	19
60 x 60	13	18	4	6



SNF-154T5-UNV-EBT1
Electronic Ballast
F54T5/835 Lamps
4400 Lumens
Spacing criterion:
(H) 1.3 x mounting
height, (L) 1.5 x
mounting height
Efficiency 94.6%
Test Report: 122P112
LER = FS-67
Yearly Cost of 1000
lumens, 3000 hrs at
.08 KWH = \$3.51

Candlepower

Angle	Along H	45°	Across L
0	764	764	764
5	768	770	767
10	763	772	774
15	750	767	776
20	728	756	776
25	698	740	771
30	662	721	757
35	619	694	739
40	570	661	725
45	517	626	711
50	461	593	699
55	403	560	686
60	342	530	673
65	280	500	659
70	216	471	631
75	152	434	591
80	90	386	557
85	34	353	532
90	1	328	507

Coefficients of Utilization

rc	Effective floor cavity reflectance																				
	80%			70%			50%			30%			10%			0%					
rw	70	50	30	10	70	50	30	10	50	30	10	50	30	10	50	30	10	50	30	10	0
RCR																					
0	108	108	108	108	103	103	103	103	94	94	94	86	86	86	79	79	79	75			
1	95	89	84	79	90	85	80	76	77	73	70	70	67	64	64	61	59	55			
2	85	76	68	62	80	72	65	59	66	60	55	59	55	51	54	50	47	44			
3	77	65	57	50	73	62	54	48	57	50	45	51	46	41	47	42	38	35			
4	70	57	48	41	66	55	46	40	50	43	37	45	39	35	41	36	32	29			
5	64	51	42	35	60	48	40	34	44	37	32	40	34	29	37	31	27	25			
6	59	45	36	30	56	43	35	29	40	33	27	36	30	25	33	28	24	21			
7	54	41	32	26	51	39	31	25	36	29	24	33	27	22	30	25	21	19			
8	50	37	29	23	48	36	28	22	33	26	21	30	24	20	27	22	19	16			
9	47	34	26	20	45	33	25	20	30	23	19	28	22	18	25	20	17	15			
10	44	31	23	18	42	30	23	18	28	21	17	25	20	16	23	19	15	13			

Zonal Lumen Summary

Zone	Lumens	%Lamp	%Fixture
0-30	631	14.3	15.2
0-40	1062	24.1	25.5
0-60	2041	46.4	49.0
0-90	3304	75.1	79.4
90-180	858	19.5	20.6
0-180	4161	94.6	100.0

Typical VCP Percentages

Room Size (Ft.)	Height Along		Height Across	
	8.5'	10.0'	8.5'	10.0'
20 x 20	23	33	12	20
30 x 30	14	19	6	10
30 x 60	11	15	2	3
60 x 30	11	16	7	12
60 x 60	8	11	2	3

ORDERING INFORMATION

SAMPLE NUMBER: SNF-228T5-UNV-EBT1-U

<p>Domestic Preferences (8)</p> <p>[Blank]=Standard BAA=Buy American Act TAA=Trade Agreements Act</p>	<p>Tandem Blank=2' or 4' Length 8T=8' Length</p>	<p>Number of Lamps 1=1 Lamp 2=2 Lamp (Not Included)</p>	<p>Voltage (1)</p> <p>120V=120 Volt 277V=277 Volt 347V=347 Volt UNV=Universal Voltage 120-277</p>	<p>Ballast Type (1),(4)</p> <p>EBT = T5 or T5HO Linear Electronic Program Rapid Start. Total Harmonic Distortion < 10%</p> <p>No. of Ballast 1 or 2</p> <p>Ballast Factor/Type (For 28W T5 and 14WT5 Lamps Only) N=Normal Light Output .95 BF (1) H=High Light Output 1.15 BF (1),(6) NDIM=Normal .95-1.0 BF Step Dimming (7) HDIM=High 1.15 BF Step Dimming (6),(7)</p>	<p>Options 6-3/18 SJT-C&P-515P= Cord & Plug (120V) (15 AMP) (5) 6-3/18 SJT-C&P L715P= Cord & Plug (277V) (15 AMP) (5) PI/CPI=Plug-In Option (5)</p>	<p>Packaging U=Unit Pack 6B=6 Bulk Packing (96")</p>
	<p>Series SNF=Commercial Narrow Striplite</p>	<p>Wattage 14T5=14W T5 (24") 24T5=24W T5HO (24") 28T5=28W T5 (48") 54T5=54W T5HO (48")</p>	<p>Options (1)</p> <p>GL=Single Element Fuse GM=Double Element Fuse ELLP=Emergency Installed (3),(4) EL5HOLP=Emergency Installed for T5HO</p>			

ACCESSORIES (9)

- (Order Separately)
- AYC=Chain/Set=36" Chain Hanger (Use 1 Set Per Fixture)
 - SCF=Fixed Stem Set (Specify Length)
 - SCS=Swivel Stem Set (Specify Length)
 - SCA=Adjustable 48" Stem Set
 - EYE-CHAIN/SET-B=Eye Bolt Chain (Use 1 Set Per Fixture)
 - SNF-ASY-4T5 (2)=3" Asymmetric Reflector (Specify 2' or 4')
 - SNF-SYM-4T5 (2)=6" Symmetric Reflector (Specify 2' or 4')
 - SNF-REV-4T5 (2)=Reverse Asymmetric Reflector (Specify 2' or 4')
 - WG/SNF5-4FT=Wire Guard
 - A1B/Spacer-U=Spacer 1-1/2" to 2-1/2" from ceiling (Use 2 Per Fixture)
 - TOGGLE=Single Toggle NO. 2 (Specify Length)
 - Y-TOGGLE--2PK=(2) Y-Toggle Cable Kits (Specify 10 or 30 for length in feet)
- (Additional Accessories Available. See Options and Accessories Section.)

NOTES: (1) Products also available in non-US voltages and frequencies for international markets. (2) For SilverLining reflector add SS in Catalog Number, Example: SNF-ASY-SS-4T5. (3) Not available for 2' version. (4) Maximum width clearance for ballast in channel is 2-7/32". (5) Socket brackets left uninstalled. (6) 1-Lamp ballast in the High Ballast factor not available. 2-Lamp ballast will not operate 1-Lamp. (7) Step Dimming ballast available for 28WT5 and 14WT5 lamps only. (8) Only product configurations with these designated prefixes are built to be compliant with the Buy American Act of 1933 (BAA) or Trade Agreements Act of 1979 (TAA), respectively. Please refer to DOMESTIC PREFERENCES website for more information. Components shipped separately may be separately analyzed under domestic preference requirements. (9) Accessories sold separately will be separately analyzed under domestic preference requirements. Consult factory for further information.

Specifications & dimensions subject to change without notice. Consult your Cooper Lighting Solutions Representative for availability and ordering information.

SHIPPING DATA

Catalog No.	Wt.
SNF-114T5	4 lbs.
SNF-124T5	5 lbs.
SNF-128T5	5 lbs.
SNF-154T5	5 lbs.
SNF-214T5	6 lbs.
SNF-224T5	6 lbs.
SNF-228T5	6 lbs.
SNF-254T5	6 lbs.
8TSNF-228T5	14 lbs.