



# Decorator Devices Wide Slide Series


Pass & Seymour



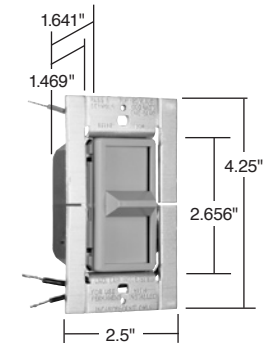
### Full-On Bypass

When the dimmer is placed in the full-On position, the dimming circuitry is bypassed by latching contacts. This feature allows for 100% lighting output and extends dimmer life by eliminating heat build-up.

Features	
<ul style="list-style-type: none"> <li>Maximum ratings are for continuous full load.</li> <li>Many 1000W models fit standard Decorator plates.</li> <li>RFI suppression built in.</li> <li>Full-On bypass.</li> </ul>	<ul style="list-style-type: none"> <li>Preset "ON/OFF" switch automatically returns controlled lights to preset level without readjusting dimmer setting.</li> <li>600W maximum rated dimmers can be ganged without de-rating.</li> </ul>



P 90680    P 90683  
N 90681



P 91180    P 91183  
N 91181

P = Preset  
N = Non-Preset

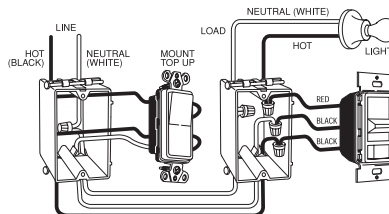
Catalog Number		Description	Ratings	Color
Single Pole	Three-Way			
<b>600W Incandescent Specification Grade Slide Dimmers</b>				
90680I* 90680W* 90680GRY 90680LA*	90683I* 90683W* 90683GRY 90683LA*	Preset	120V 600W max.	Ivory White Gray Light Almond
90681I* 90681W* 90681GRY 90681LA*		Non-Preset	120V 600W max.	Ivory White Gray Light Almond
<b>1000W Incandescent Specification Grade Slide Dimmers</b>				
91180I 91180W 91180GRY 91180LA	91183I 91183W 91183GRY 91183LA	Preset	120V 1000W max.	Ivory White Gray Light Almond
91181I 91181W 91181LA		Non-Preset	120V 1000W max.	Ivory White Light Almond

\* Available in VisionPak™ packaging, add "V" to Catalog Number. Example: 90680IV.

Max. Load Rating	Fins Removed	
	One Side	Two Side
<b>De-Rating Chart</b>		
1000W	800W	700W

Note: Each side removed reduces plate size by 3/8".

### Slide Dimmer 3-Way Wiring Diagram





# Decorator Devices Wide Slide Series


Pass & Seymour



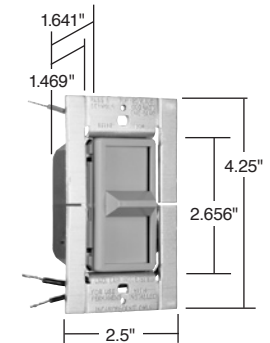
### Full-On Bypass

When the dimmer is placed in the full-On position, the dimming circuitry is bypassed by latching contacts. This feature allows for 100% lighting output and extends dimmer life by eliminating heat build-up.

Features	
<ul style="list-style-type: none"> <li>Maximum ratings are for continuous full load.</li> <li>Many 1000W models fit standard Decorator plates.</li> <li>RFI suppression built in.</li> <li>Full-On bypass.</li> </ul>	<ul style="list-style-type: none"> <li>Preset "ON/OFF" switch automatically returns controlled lights to preset level without readjusting dimmer setting.</li> <li>600W maximum rated dimmers can be ganged without de-rating.</li> </ul>



**P** 90680 **P** 90683  
**N** 90681



**P** 91180 **P** 91183  
**N** 91181

**P** = Preset  
**N** = Non-Preset

Catalog Number		Description	Ratings	Color
Single Pole	Three-Way			
<b>600W Incandescent Specification Grade Slide Dimmers</b>				
90680I* 90680W* 90680GRY 90680LA*	90683I* 90683W* 90683GRY 90683LA*	Preset	120V 600W max.	Ivory White Gray Light Almond
90681I* 90681W* 90681GRY 90681LA*		Non-Preset	120V 600W max.	Ivory White Gray Light Almond
<b>1000W Incandescent Specification Grade Slide Dimmers</b>				
91180I 91180W 91180GRY 91180LA	91183I 91183W 91183GRY 91183LA	Preset	120V 1000W max.	Ivory White Gray Light Almond
91181I 91181W 91181LA		Non-Preset	120V 1000W max.	Ivory White Light Almond

\* Available in VisionPak™ packaging, add "V" to Catalog Number. Example: 90680IV.

Max. Load Rating	Fins Removed	
	One Side	Two Side
<b>De-Rating Chart</b>		
1000W	800W	700W

Note: Each side removed reduces plate size by 3/8".

### Slide Dimmer 3-Way Wiring Diagram

