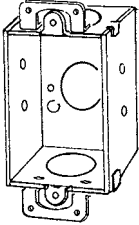
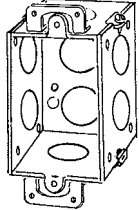
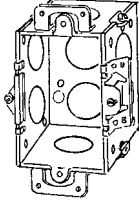
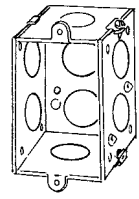
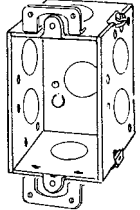


# Outlet and Switch Boxes

## 3" x 2" Square Corner Switch Boxes

With Knockouts

NEC:  
Listed for Ordinary Locations

	Depth (Inches)	Wiring Cubic Inch Capacity	Knockout Description			Weight per 100 kg (lb)	Catalog Number
			Sides	Ends	Bottom		
	1-1/2	7.5	—	(2) 1/2"	(1) 1/2"	18.14 (40.0)	94 ①
<b>1-1/2" Deep, Welded; Plaster ears</b>							
	2	10	(4) 1/2"	(2) 1/2"	(2) 1/2"	23.13 (51.0)	111 ①
<b>2" Deep, Gangable; Plaster ears</b>							
	2	10	(4) 1/2"	(2) 1/2"	(2) 1/2"	24.49 (54.0)	111HB ①
<b>2" Deep, Gangable; "Loxbox" support on each side; Plaster ears</b>							
	2	10	(4) 1/2"	(2) 1/2"	(2) 1/2"	21.32 (47.0)	111LE
<b>2" Deep, Gangable; Four nail holes, each side; side leveling bosses</b>							
	2-1/2	12.5	(4) 1/2"	(2) 1/2"	(1) 1/2"	26.31 (58.0)	222 ①
<b>2-1/2" Deep, Gangable; Plaster ears</b>							

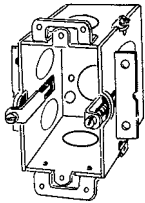
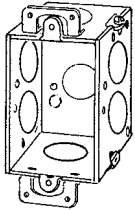
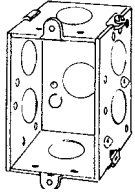
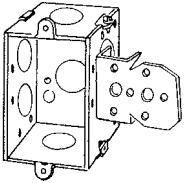
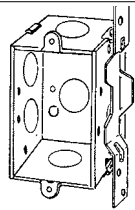
① Plaster ears support GFCI and decorative cover plates.

# Outlet and Switch Boxes

## 3" x 2" Square Corner Switch Boxes

With Knockouts

NEC:  
Listed for Ordinary Locations

	Depth (Inches)	Wiring Cubic Inch Capacity	Knockout Description			Weight per 100 kg (lb)	Catalog Number
			Sides	Ends	Bottom		
 <p><b>2-1/2" Deep, Gangable Old work</b> -support clamps Plaster ears</p>	2-1/2	12.5	(4) 1/2"	(2) 1/2"	(1) 1/2"	30.84 (68.0)	<b>222-OW</b> ①
 <p><b>2-1/2" Deep, Gangable; Plaster ears</b></p>	2-1/2	12.5	(4) 3/4"	(2) 3/4"	(1) 1/2"	26.31 (58.0)	<b>225</b> ①
 <p><b>2-1/2" Deep, Gangable;</b> <b>Four nail holes, each side;</b> <b>Side leveling bosses</b></p>	2-1/2	12.5	(4) 1/2"	(2) 1/2"	(1) 1/2"	25.40 (56.0)	<b>222LE</b>
 <p><b>2-1/2" Deep, Gangable</b> <b>Stud NL bracket set back 1/2"</b></p>	2-1/2	12.5	(4) 1/2"	(2) 1/2"	(1) 1/2"	29.94 (66.0)	<b>222NL</b>
 <p><b>2-1/2" Deep, Gangable;</b> <b>Plain vertical bracket set back 3/4"</b></p>	2-1/2	12.5	(2) 1/2"	(2) 1/2"	(1) 1/2"	27.22 (60.0)	<b>222VB-PL</b>

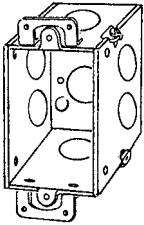
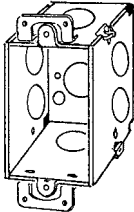
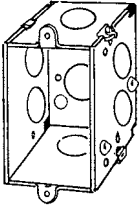
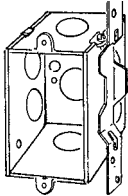
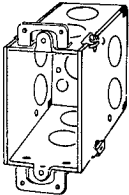
① Plaster ears support GFCI and decorative cover plates.

# Outlet and Switch Boxes

## 3" x 2" Square Corner Switch Boxes

With Knockouts

NEC:  
Listed for Ordinary Locations

	Depth (Inches)	Wiring Cubic Inch Capacity	Knockout Description			Weight per 100 kg (lb)	Catalog Number
			Sides	Ends	Bottom		
	2-3/4	14.0	(4) 1/2"	(2) 1/2"	(1) 1/2"	28.58 (63.0)	333 ①
<b>2-3/4" Deep, Gangable; Plaster ears</b>							
	2-3/4	14.0	(4) 3/4"	(2) 3/4"	(1) 1/2"	29.03 (64.0)	335 ①
<b>2-3/4" Deep, Gangable Plaster ears</b>							
	2-3/4	14.0	(4) 1/2"	(2) 1/2"	(1) 1/2"	27.22 (60.0)	333LE
<b>2-3/4" Deep, Gangable; Two nail holes each side; side leveling bosses</b>							
	2-3/4	14.0	(2) 1/2"	(2) 1/2"	(1) 1/2"	30.40 (67.0)	333VB
<b>2-3/4" Deep, Gangable; Plain vertical bracket set back 3/4"</b>							
	3-1/2	14.0	(4) 1/2"	(4) 1/2"	(1) 1/2"	34.93 (77.0)	333D ①
<b>3-1/2" Deep, Gangable; Plaster ears</b>							

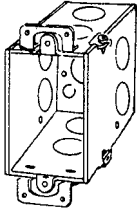
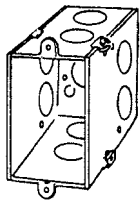
① Plaster ears support GFCI and decorative cover plates.

# Outlet and Switch Boxes

## 3" x 2" Square Corner Switch Boxes

With Knockouts

NEC:  
Listed for Ordinary Locations

	Depth (Inches)	Wiring Cubic Inch Capacity	Knockout Description			Weight per 100 kg (lb)	Catalog Number
			Sides	Ends	Bottom		
 <p>3-1/2" Deep, Gangable; Plaster ears</p>	3-1/2	18.0	(4) 3/4"	(4) 3/4"	(1) 1/2"	35.38 (78.0)	336 ①
 <p>3-1/2" Deep, Gangable; Two nail holes each side</p>	3-1/2	18.0	(4) 1/2"	(4) 1/2"	(1) 1/2"	33.57 (74.0)	333D-LE

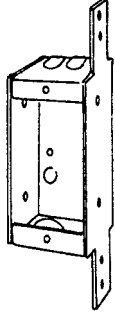
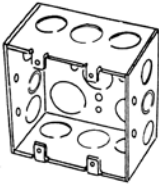
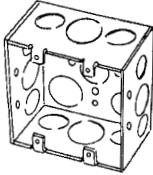
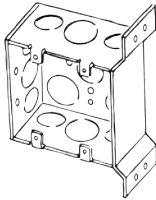
① Plaster ears support GFCI and decorative cover plates.

# Outlet and Switch Boxes

## 3-3/4" x 2" and 4" Square Corner Switch Boxes

With Knockouts

**NEC:**  
Listed for Ordinary Locations

	Depth (Inches)	Wiring Cubic Inch Capacity	Knockout Description			Weight per 100 kg (lb)	Catalog Number
			Sides	Ends	Bottom		
<b>3-3/4" x 2" Square Corner Switch Box</b>							
	1	6.5	—	(1) 1/2" (2) 2 1/32"	—	16.78 (37.0)	SB1
<b>1" Deep, Welded; Plain flat vertical bracket perfect for remodeling</b>							
<b>4" Square Corner Switch Boxes</b>							
	2 1/8	30.3	(4) 1/2" (2) Eccentric	(6) 1/2"	(5) 1/2"	39.92 (88.0)	132APEK
<b>2-1/8" Deep, Welded; Two gang</b>							
	2 1/8	30.3	(4) 1/2" (2) 3/4"	(4) 1/2" (2) 3/4"	(3) 1/2" (2) 3/4"	39.92 (88.0)	132AP-SPL
<b>2-1/8" Deep, Welded; Two gang</b>							
	2 1/8	30.3	(2) 1/2" (1) 3/4"	(2) 1/2" (4) 3/4"	(3) 1/2" (2) 3/4"	45.36 (100.0)	132APFB-SPL
<b>2-1/8" Deep, Welded; Two gang plain vertical bracket</b>							

Appleton OZGEDNEY

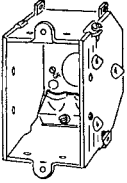

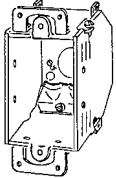
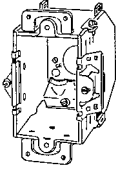
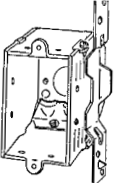
COMMERCIAL AND INDUSTRIAL FITTINGS, OUTLET BOXES, SWITCH BOXES AND COVERS

# Outlet and Switch Boxes

## 3" x 2" Bevel Corner Switch Boxes 2-1/4" Deep

With Nonmetallic Sheathed Cable Clamps

NEC:  
Listed for Ordinary Locations

	Depth (Inches)	Wiring Cubic Inch Capacity	Type Clamp	Knockout Description			Weight per 100 kg (lb)	Catalog Number
				Sides	Ends	Bottom		
 <p>2-1/4" Deep, Gangable; External nail brackets; Leveling bosses</p>	2-1/4	10.5	CL-20	—	(4) 21/32"	(1) 1/2"	23.59 (52.0)	388LE-OR-44LE
 <p>2-1/4" Deep, Gangable; external nail brackets; leveling bosses; Plaster ears</p>	2-1/4	10.5	CL-20	—	(4) 21/32"	(1) 1/2"	25.40 (56.0)	388LR-OR-44LR ①
 <p>2-1/4" Deep, Gangable; External nail brackets; Plaster ears</p>	2-1/4	10.5	CL-20	—	(4) 21/32"	(1) 1/2"	25.40 (56.0)	388-OR-44 ①
 <p>2-1/4" Deep, Gangable; "Loxbox" support; welded on each side; Plaster ears</p>	2-1/4	10.5	CL-20	—	(4) 21/32"	(1) 1/2"	27.22 (60.0)	388HB ①
 <p>2-1/4" Deep, Gangable Plain vertical bracket set back 3/4"</p>	2-1/4	10.5	CL-20	—	(4) 21/32"	(1) 1/2"	29.03 (64.0)	388VB-OR-44VB

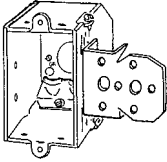
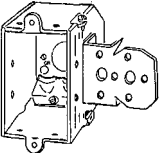
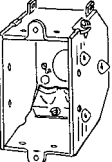
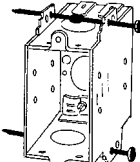
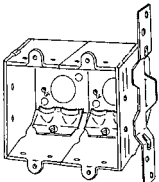
① Plaster ears support GFCI and decorative cover plates.

# Outlet and Switch Boxes

## 3" x 2" Bevel Corner Switch Boxes 2-1/4" Deep

With Nonmetallic Sheathed Cable Clamps

**NEC:**  
Listed for Ordinary Locations

	Depth (Inches)	Wiring Cubic Inch Capacity	Type Clamp	Knockout Description			Weight per 100 kg (lb)	Catalog Number
				Sides	Ends	Bottom		
 <p><b>2-1/4" Deep, Gangable; Stud NL bracket; Set back 1/4"</b></p>	2-1/4	10.5	CL-20	—	(4) 21/32"	(1) 1/2"	28.12 (62.0)	<b>388DW</b>
 <p><b>2-1/4" Deep, Gangable; Stud NL bracket; Set back 1/2"</b></p>	2-1/4	10.5	CL-20	—	(4) 21/32"	(1) 1/2"	28.12 (62.0)	<b>388NL-OR-44NL</b>
 <p><b>2-1/4" Deep, Gangable, Welded; External nail brackets; Leveling bosses</b></p>	2-1/4	10.5	CL-20	—	(4) 21/32"	(1) 1/2"	23.59 (52.0)	<b>388LES</b>
 <p><b>2-1/4" Deep, Welded; Two 16 penny nails in external brackets leveling bosses</b></p>	2-1/4	10.5	CL-20	—	(4) 21/32"	(1) 1/2"	25.40 (56.0)	<b>388LESN</b>
 <p><b>2-1/4" Deep, Welded; Plain vertical bracket set back 3/4"</b></p>	2-1/4	21.0	CL-20	—	(8) 21/32"	(2) 1/2"	38.10 (84.0)	<b>388VB-PL2G</b>


**Appleton**  

**OZGEDNEY**

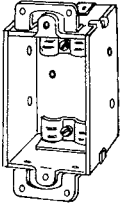
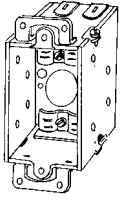
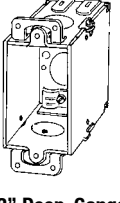
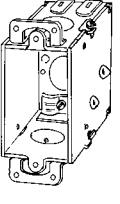
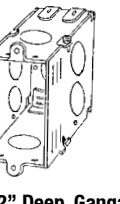
**COMMERCIAL AND INDUSTRIAL FITTINGS: OUTLET BOXES, SWITCH BOXES AND COVERS**

# Outlet and Switch Boxes

## 3" x 2" Square Corner Switch Boxes

With Nonmetallic Sheathed Cable Clamps

NEC:  
Listed for Ordinary Locations

	Depth (Inches)	Wiring Cubic Inch Capacity	Type Clamp	Knockout Description			Weight per 100 kg (lb)	Catalog Number (Universal No.)
				Sides	Ends	Bottom		
 <p><b>1-1/2" Deep, Welded; Plaster ears ①</b></p>	1-1/2	7.5	CL-26	—	(4) 21/32"	—	19.96 (44.0)	<b>95</b>
 <p><b>2" Deep, Gangable; Plaster ears ①</b></p>	2	10.0	CL-26	—	(4) 21/32"	(1) 1/2"	24.04 (53.0)	<b>383 ①</b>
 <p><b>2-1/2" Deep, Gangable; Plaster ears ①</b></p>	2-1/2	12.5	CL-26	—	(2) 1/2" (4) 21/32"	(1) 1/2"	28.12 (62.0)	<b>384 ①</b>
 <p><b>2-1/2" Deep, Gangable; Leveling bosses; Plaster ears</b></p>	2-1/2	12.5	CL-26	—	(2) 1/2" (4) 21/32"	(1) 1/2"	28.58 (63.0)	<b>384LR ①</b>
 <p><b>2-1/2" Deep, Gangable; Two nail holes each side; Leveling bosses</b></p>	2-1/2	12.5	CL-26	—	(2) 1/2" (4) 21/32"	(1) 1/2"	27.22 (60.0)	<b>384LE</b>

① Plaster ears support GFCI and decorative cover plates.

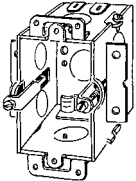
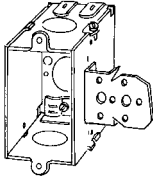
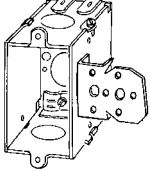
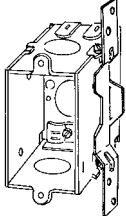


# Outlet and Switch Boxes

## 3" x 2" Square Corner Switch Boxes

With Nonmetallic Sheathed Cable Clamps

NEC:  
Listed for Ordinary Locations

	Depth (Inches)	Wiring Cubic Inch Capacity	Type Clamp	Knockout Description			Weight per 100 kg (lb)	Catalog Number
				Sides	Ends	Bottom		
 <p><b>2-1/2" Deep, Gangable; Old work support clamps; Plaster ears</b></p>	2-1/2	12.5	CL-26	(4) 1/2"	(2) 1/2" (4) 21/32"	(1) 1/2"	30.84 (68.0)	<b>384-OW ①</b>
 <p><b>2-1/2" Deep, Gangable Stud NL bracket; Set back 1/2"</b></p>	2-1/2	12.5	CL-26	—	(2) 1/2" (4) 21/32"	(1) 1/2"	31.75 (70.0)	<b>384NL</b>
 <p><b>2-1/2" Deep, Gangable Stud NL bracket; Set back 1/4"</b></p>	2-1/2	12.5	CL-26	—	(2) 1/2" (4) 21/32"	(1) 1/2"	32.66 (72.0)	<b>384DW-PL</b>
 <p><b>2-1/2" Deep, Gangable bracket; Set back 3/4"</b></p>	2-1/2	12.5	CL-26	—	(2) 1/2" (4) 21/32"	(1) 1/2"	28.58 (63.0)	<b>384VB-PL</b>

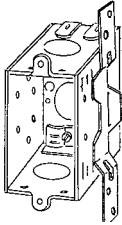
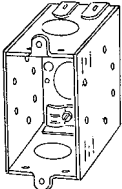
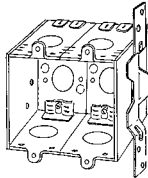
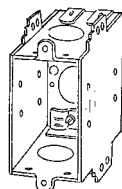
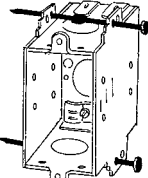
① Plaster ears support GFCI and decorative cover plates.

# Outlet and Switch Boxes

## 3" x 2" Square Corner Switch Boxes

With Nonmetallic Sheathed Cable Clamps

NEC:  
Listed for Ordinary Locations

	Depth (Inches)	Wiring Cubic Inch Capacity	Type Clamp	Knockout Description			Weight per 100 kg (lb)	Catalog Number
				Sides	Ends	Bottom		
 <p>2-1/2" Deep, Non-Gangable, Welded; Plain vertical bracket; Set back 3/4"</p>	2-1/2	12.5	CL-26	—	(2) 1/2" (4) 21/32"	(1) 1/2"	29.94 (66.0)	<b>384LES-VB</b>
 <p>2-1/2" Deep, Non-Gangable, Welded; Four nail holes; Each side</p>	2-1/2	12.5	CL-26	—	(2) 1/2" (4) 21/32"	(1) 1/2"	27.67 (61.0)	<b>384LES</b>
 <p>2-1/2" deep, Non-Gangable, Assembly welded; Plain vertical bracket; Set back 3/4"</p>	2-1/2	25.0	CL-26	—	(2) 1/2" (8) 21/32"	(2) 1/2"	43.99 (97.0)	<b>384VB-PL2G</b>
 <p>2-1/2" Deep, Non-Gangable, Welded; External nail brackets</p>	2-1/2	12.5	CL-26	—	(2) 1/2" (4) 21/32"	(1) 1/2"	29.03 (64.0)	<b>385-LES</b>
 <p>2-1/2" Deep, Non-Gangable, Welded; Two 16 penny nails in side</p>	2-1/2	12.5	CL-26	—	(2) 1/2" (4) 21/32"	(1) 1/2"	30.39 (67.0)	<b>385-LESN</b>

Appleton OZGEDNEY

COMMERCIAL AND INDUSTRIAL FITTINGS: OUTLET BOXES, SWITCH BOXES AND COVERS

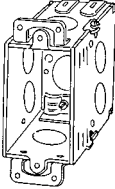
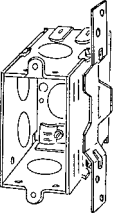
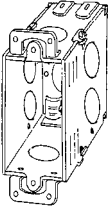
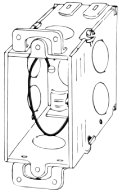
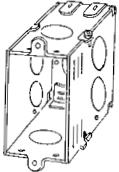
# Outlet and Switch Boxes

## 3" x 2" Square Corner Switch Boxes

With Nonmetallic Sheathed Cable Clamps

NEC:

Listed for Ordinary Locations

	Depth (Inches)	Wiring Cubic Inch Capacity	Type Clamp	Knockout Description			Weight per 100 kg (lb)	Catalog Number
				Sides	Ends	Bottom		
 <p><b>2-3/4" Deep, Gangable; Plaster ears</b></p>	2-3/4	14.0	CL-26	(4) 1/2"	(2) 1/2" (4) 21/32"	(1) 1/2"	30.84 (68.0)	<b>389</b> ①
 <p><b>2-3/4" Deep, Deep, Gangable; Plain vertical bracket; Set back 3/4"</b></p>	2-3/4	14.0	CL-26	(2) 1/2"	(2) 1/2" (4) 21/32"	(1) 1/2"	32.21 (71.0)	<b>389VB</b>
 <p><b>3-1/2" Deep, Gangable Two nail holes each side; Plaster ears</b></p>	3-1/2	18.0	CL-26	(4) 1/2"	(2) 1/2" (4) 21/32"	(1) 1/2"	37.19 (82.0)	<b>384D</b> ①
 <p><b>3-1/2" Deep, Gangable Two nail holes each side; Plaster ears</b></p> <p>With Green Ground Wire</p>	3-1/2	18.0	CL-26	(4) 1/2"	(2) 1/2" (4) 21/32"	(1) 1/2"	37.19 (82.0)	<b>384DP</b> ②
 <p><b>3-1/2" Deep, Gangable; Two nail holes each side</b></p>	3-1/2	18.0	CL-26	(4) 1/2"	(2) 1/2" (4) 21/32"	(1) 1/2"	35.83 (79.0)	<b>384DLE</b>

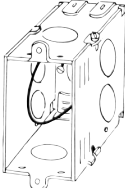
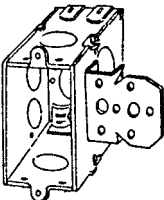
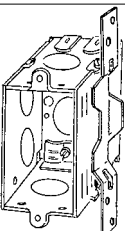
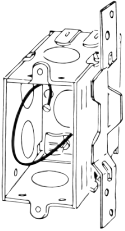
① Plaster ears support GFCI and decorative cover plates.

② Provided with green ground screw and 10" long No. 12 AWG solid, insulated green ground wire.

# Outlet and Switch Boxes

## 3" x 2" Square and Corner Switch Boxes

NEC:  
Listed for Ordinary Locations

	Depth (Inches)	Wiring Cubic Inch Capacity	Type Clamp	Knockout Description			Weight per 100 kg (lb)	Catalog Number
				Sides	Ends	Bottom		
<b>3" x 2" Square Corner Switch Box - With Nonmetallic Sheathed Cable Clamp</b>								
								
With Green Ground Wire	3-1/2	18.0	CL-26	(4) 1/2"	(2) 1/2" (4) 21/32"	(1) 1/2"	35.83 (79.0)	<b>384DLEP</b> ①
<b>3-1/2" Deep, Gangable Two nail holes each side</b>								
<b>3" x 2" Corner Switch Box - With Knockouts</b>								
								
	3-1/2	18.0	CL-26	(4) 1/2"	(2) 1/2" (4) 21/32"	(1) 1/2"	39.46 (87.0)	<b>384D-NL</b>
<b>3-1/2" Deep, Gangable; Stud NL bracket; Set back 1/2"</b>								
								
	3-1/2	18.0	CL-26	(2) 1/2"	(2) 1/2" (4) 21/32"	(1) 1/2"	39.01 (86.0)	<b>384D-VBPL</b>
<b>3-1/2" Deep, Gangable; Plain vertical bracket; Set back 3/4"</b>								
								
With Green Ground Wire	3-1/2	18.0	CL-26	(2) 1/2"	(2) 1/2" (4) 21/32"	(1) 1/2"	39.01 (86.0)	<b>384D-VBPLP</b> ①
<b>3-1/2" Deep, Gangable; Plain vertical bracket set back 3/4"</b>								

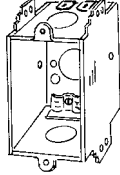
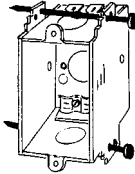
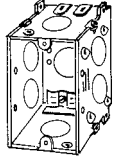
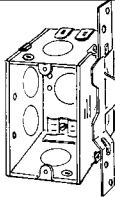
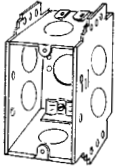
① Provided with green ground screw and 10" long No. 12 AWG solid, insulated green ground wire.

# Outlet and Switch Boxes

## Square Corner Switch Boxes

With Nonmetallic Sheathed Cable Clamps

NEC:  
Listed for Ordinary Locations

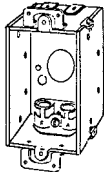
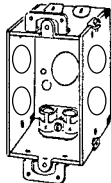
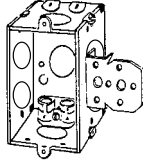
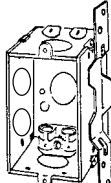

	Depth (Inches)	Wiring Cubic Inch Capacity	Type Clamp	Knockout Description			Weight per 100 kg (lb)	Catalog Number
				Sides	Ends	Bottom		
<b>3" x 2-1/8" Square Corner Switch Boxes</b>								
	2-7/8	16.0	CL-26	—	(2) 1/2" (4) 21/32"	(1) 1/2"	29.94 (66.0)	<b>16LES</b>
<b>2-7/8" Deep, Non-Gangable, Welded; External nail brackets</b>								
	2-7/8	16.0	CL-26	—	(2) 1/2" (4) 21/32"	(1) 1/2"	31.30 (69.0)	<b>16LESN</b>
<b>2-7/8" Deep, Non-Gangable, Welded; Two 16 penny nails in side</b>								
<b>3-3/4" x 2" Square Corner Switch Boxes</b>								
	2-1/2	16.0	CL-26	(4) 1/2"	(2) 1/2" (4) 21/32"	(1) 1/2"	15.88 (35.0)	<b>16LE</b>
<b>2-1/2" Deep, Gangable; Patented raised ground screw hole, external nail brackets, leveling bosses</b>								
	2-1/2	16.0	CL-26	(2) 1/2"	(2) 1/2" (4) 21/32"	(1) 1/2"	18.14 (40.0)	<b>16LE-VB</b>
<b>2-1/2" Deep, Gangable; Patented raised ground screw hole; Bracket set back 3/4</b>								
	2-7/8	16.0	CL-26	(4) 1/2"	(2) 1/2" (4) 21/32"	(1) 1/2"	50.80 (112.0)	<b>18LES</b>
<b>2-7/8" Deep, Non-Gangable, Welded; External nail brackets</b>								

# Outlet and Switch Boxes

## 3" x 2" Square Corner Switch Boxes

With Clamps for Armored Cable (AC); Metal Clad Cable (MCI, MCI-A, MCS, MCC); Flexible Metal Conduit (FMC)

NEC:  
Listed for Ordinary Locations

	Depth (Inches)	Wiring Cubic Inch Capacity	Type Clamp	Knockout Description			Weight per 100 kg (lb)	Catalog Number
				Sides	Ends	Bottom		
 <p><b>2" Deep, Gangable; Plaster ears</b></p>	2	10.7	(2) CL-13	—	(4) 2 1/32"	(1) 1/2"	24.95 (55.0)	<b>171F</b> ①
 <p><b>2-1/2" Deep, Gangable; Adjustable plaster ears</b></p>	2-1/2	12.5	(2) CL-13	(4) 1/2"	(4) 2 1/32"	(1) 1/2"	28.58 (63.0)	<b>173F</b> ①
 <p><b>2-1/2" Deep, Gangable; NL bracket set back 1/2"</b></p>	2-1/2	12.5	(2) CL-13	(4) 1/2"	(2) 1/2" (4) 2 1/32"	(1) 1/2"	31.75 (70.0)	<b>173FNL</b>
 <p><b>2-1/2" Deep, Gangable; Plain vertical bracket set back 3/4"</b></p>	2-1/2	12.5	(2) CL-13	(2) 1/2"	(2) 1/2" (4) 2 1/32"	(1) 1/2"	32.66 (72.0)	<b>173FVB</b>
 <p><b>2-1/2" Deep, Gangable; Plain vertical bracket set back 3/4"</b></p> <p>With Green Ground Wire</p>	2-1/2	12.5	(2) CL-13	(2) 1/2"	(2) 1/2" (4) 2 1/32"	(1) 1/2"	32.66 (72.0)	<b>173FVBP</b> ②

① Plaster ears support GFCI and decorative cover plates.

② Provided with green ground screw and 10" long No. 12 AWG solid, insulated green ground wire.

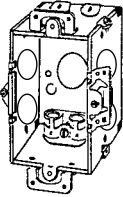
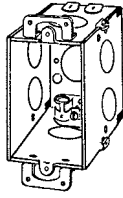
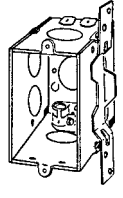
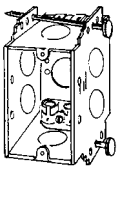
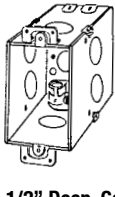
# Outlet and Switch Boxes

## 3" x 2" Square Corner Switch Boxes

With Clamps for Armored Cable (AC); Metal Clad Cable (MCI, MCI-A, MCS, MCC); Flexible Metal Conduit (FMC)

NEC:

Listed for Ordinary Locations

	Depth (Inches)	Wiring Cubic Inch Capacity	Type Clamp	Knockout Description			Weight per 100 kg (lb)	Catalog Number
				Sides	Ends	Bottom		
 <p><b>2-1/2" Deep, Gangable; Lox Box™ supports; Adjustable plaster ears</b></p>	2-1/2	12.5	(2) CL-13	(4) 1/2"	(4) 21/32"	(1) 1/2"	28.58 (63.0)	<b>173FHB</b> ①
 <p><b>2-3/4" Deep, Gangable; Plaster ears</b></p>	2-3/4	14.0	(2) CL-13	(4) 1/2"	(2) 1/2" (4) 21/32"	(1) 1/2"	31.75 (70.0)	<b>174F</b> ①
 <p><b>2-3/4" Deep, Gangable; Plain vertical bracket set back 3/4"</b></p>	2-3/4	14.0	(2) CL-13	(2) 1/2"	(2) 1/2" (4) 21/32"	(1) 1/2"	32.66 (72.0)	<b>174FVB-PL</b>
 <p><b>2-2-7/8" Deep, Welded; Two 16 penny nails in external brackets</b></p>	2-7/8	18.0	CL-13	(4) 1/2"	(2) 1/2" (4) 21/32"	(1) 1/2"	52.16 (115.0)	<b>18LESNX</b>
 <p><b>3-1/2" Deep, Gangable; Plaster ears</b></p>	3-1/2	18.0	CL-13	(4) 1/2"	(2) 1/2" (4) 21/32"	(1) 1/2"	35.83 (79.0)	<b>175F</b> ①

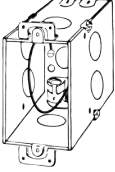
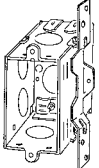
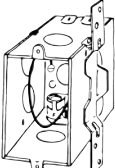
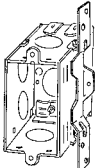
① Plaster ears support GFCI and decorative cover plates.

# Outlet and Switch Boxes

## 3" x 2" Square Corner Switch Boxes

With Armored Cable (AC)/Metal Clad Cable (MCI, MCI-A, MCC)/ Flexible Metal Conduit Clamps

NEC:  
Listed for Ordinary Locations

	Depth (Inches)	Wiring Cubic Inch Capacity	Type Clamp	Knockout Description			Weight per 100 kg (lb)	Catalog Number
				Sides	Ends	Bottom		
 <p>With Green Ground Wire</p> <p><b>3-1/2" Deep, Gangable; Plaster ears</b></p>	3-1/2	18.0	CL-13	(4) 1/2"	(2) 1/2" (4) 21/32"	(1) 1/2"	35.83 (79.0)	<b>175FP</b> ①②
 <p><b>3-1/2" Deep, Gangable; Plain vertical bracket set back 7/8"</b></p>	3-1/2	18.0	CL-26	(4) 1/2"	(2) 1/2" (4) 21/32"	(1) 1/2"	39.01 (86.0)	<b>175N1</b>
 <p><b>3-1/2" Deep, Gangable; Plain vertical bracket set back 3/4"</b></p>	3-1/2	18.0	CL-13	(4) 1/2"	(2) 1/2" (4) 21/32"	(1) 1/2"	39.01 (86.0)	<b>175FVB</b>
 <p><b>3-1/2" Deep, Gangable; Plain vertical bracket set back 7/8"</b></p>	3-1/2	18.0	CL-13	(4) 1/2"	(2) 1/2" (4) 21/32"	(1) 1/2"	39.01 (86.0)	<b>175N2</b>

① Plaster ears support GFCI and decorative cover plates.

② Provided with green ground screw and 10" long No. 12 AWG solid, insulated green ground wire








# Outlet and Switch Boxes

## 3" x 2" Square Corner Switch Boxes

With Knockouts

NEC:  
Listed for Ordinary Locations

	Depth (Inches)	Wiring Cubic Inch Capacity	Knockout Description			Weight per 100 kg (lb)	Catalog Number
			Sides	Ends	Bottom		
	1-1/2	7.5	—	(2) 1/2"	(1) 1/2"	18.14 (40.0)	94 ①
<b>1-1/2" Deep, Welded; Plaster ears</b>							
	2	10	(4) 1/2"	(2) 1/2"	(2) 1/2"	23.13 (51.0)	111 ①
<b>2" Deep, Gangable; Plaster ears</b>							
	2	10	(4) 1/2"	(2) 1/2"	(2) 1/2"	24.49 (54.0)	111HB ①
<b>2" Deep, Gangable; "Loxbox" support on each side; Plaster ears</b>							
	2	10	(4) 1/2"	(2) 1/2"	(2) 1/2"	21.32 (47.0)	111LE
<b>2" Deep, Gangable; Four nail holes, each side; side leveling bosses</b>							
	2-1/2	12.5	(4) 1/2"	(2) 1/2"	(1) 1/2"	26.31 (58.0)	222 ①
<b>2-1/2" Deep, Gangable; Plaster ears</b>							




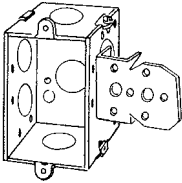
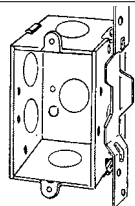
① Plaster ears support GFCI and decorative cover plates.

# Outlet and Switch Boxes

## 3" x 2" Square Corner Switch Boxes

With Knockouts

NEC:  
Listed for Ordinary Locations

	Depth (Inches)	Wiring Cubic Inch Capacity	Knockout Description			Weight per 100 kg (lb)	Catalog Number
			Sides	Ends	Bottom		
 <p><b>2-1/2" Deep, Gangable Old work</b> -support clamps Plaster ears</p>	2-1/2	12.5	(4) 1/2"	(2) 1/2"	(1) 1/2"	30.84 (68.0)	<b>222-OW</b> ①
 <p><b>2-1/2" Deep, Gangable; Plaster ears</b></p>	2-1/2	12.5	(4) 3/4"	(2) 3/4"	(1) 1/2"	26.31 (58.0)	<b>225</b> ①
 <p><b>2-1/2" Deep, Gangable;</b> <b>Four nail holes, each side;</b> <b>Side leveling bosses</b></p>	2-1/2	12.5	(4) 1/2"	(2) 1/2"	(1) 1/2"	25.40 (56.0)	<b>222LE</b>
 <p><b>2-1/2" Deep, Gangable</b> <b>Stud NL bracket set back 1/2"</b></p>	2-1/2	12.5	(4) 1/2"	(2) 1/2"	(1) 1/2"	29.94 (66.0)	<b>222NL</b>
 <p><b>2-1/2" Deep, Gangable;</b> <b>Plain vertical bracket set back 3/4"</b></p>	2-1/2	12.5	(2) 1/2"	(2) 1/2"	(1) 1/2"	27.22 (60.0)	<b>222VB-PL</b>

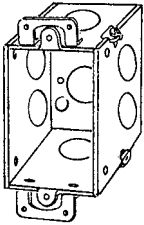
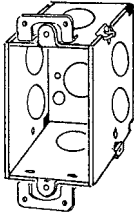
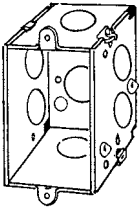
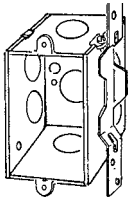
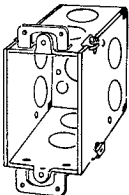
① Plaster ears support GFCI and decorative cover plates.

# Outlet and Switch Boxes

## 3" x 2" Square Corner Switch Boxes

With Knockouts

NEC:  
Listed for Ordinary Locations

	Depth (Inches)	Wiring Cubic Inch Capacity	Knockout Description			Weight per 100 kg (lb)	Catalog Number
			Sides	Ends	Bottom		
	2-3/4	14.0	(4) 1/2"	(2) 1/2"	(1) 1/2"	28.58 (63.0)	333 ①
<b>2-3/4" Deep, Gangable; Plaster ears</b>							
	2-3/4	14.0	(4) 3/4"	(2) 3/4"	(1) 1/2"	29.03 (64.0)	335 ①
<b>2-3/4" Deep, Gangable Plaster ears</b>							
	2-3/4	14.0	(4) 1/2"	(2) 1/2"	(1) 1/2"	27.22 (60.0)	333LE
<b>2-3/4" Deep, Gangable; Two nail holes each side; side leveling bosses</b>							
	2-3/4	14.0	(2) 1/2"	(2) 1/2"	(1) 1/2"	30.40 (67.0)	333VB
<b>2-3/4" Deep, Gangable; Plain vertical bracket set back 3/4"</b>							
	3-1/2	14.0	(4) 1/2"	(4) 1/2"	(1) 1/2"	34.93 (77.0)	333D ①
<b>3-1/2" Deep, Gangable; Plaster ears</b>							

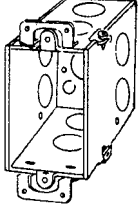
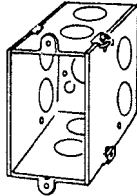
① Plaster ears support GFCI and decorative cover plates.

# Outlet and Switch Boxes

## 3" x 2" Square Corner Switch Boxes

With Knockouts

NEC:  
Listed for Ordinary Locations

	Depth (Inches)	Wiring Cubic Inch Capacity	Knockout Description			Weight per 100 kg (lb)	Catalog Number
			Sides	Ends	Bottom		
 <p>3-1/2" Deep, Gangable; Plaster ears</p>	3-1/2	18.0	(4) 3/4"	(4) 3/4"	(1) 1/2"	35.38 (78.0)	336 ①
 <p>3-1/2" Deep, Gangable; Two nail holes each side</p>	3-1/2	18.0	(4) 1/2"	(4) 1/2"	(1) 1/2"	33.57 (74.0)	333D-LE





① Plaster ears support GFCI and decorative cover plates.

# Outlet and Switch Boxes

## 3-3/4" x 2" and 4" Square Corner Switch Boxes

With Knockouts

**NEC:**  
Listed for Ordinary Locations

	Depth (Inches)	Wiring Cubic Inch Capacity	Knockout Description			Weight per 100 kg (lb)	Catalog Number
			Sides	Ends	Bottom		
<b>3-3/4" x 2" Square Corner Switch Box</b>							
	1	6.5	—	(1) 1/2" (2) 2 1/32"	—	16.78 (37.0)	SB1
<b>1" Deep, Welded; Plain flat vertical bracket perfect for remodeling</b>							
<b>4" Square Corner Switch Boxes</b>							
	2 1/8	30.3	(4) 1/2" (2) Eccentric	(6) 1/2"	(5) 1/2"	39.92 (88.0)	132APEK
<b>2-1/8" Deep, Welded; Two gang</b>							
	2 1/8	30.3	(4) 1/2" (2) 3/4"	(4) 1/2" (2) 3/4"	(3) 1/2" (2) 3/4"	39.92 (88.0)	132AP-SPL
<b>2-1/8" Deep, Welded; Two gang</b>							
	2 1/8	30.3	(2) 1/2" (1) 3/4"	(2) 1/2" (4) 3/4"	(3) 1/2" (2) 3/4"	45.36 (100.0)	132APFB-SPL
<b>2-1/8" Deep, Welded; Two gang plain vertical bracket</b>							

Appleton OZGEDNEY


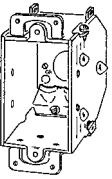



COMMERCIAL AND INDUSTRIAL FITTINGS, OUTLET BOXES, SWITCH BOXES AND COVERS

# Outlet and Switch Boxes

## 3" x 2" Bevel Corner Switch Boxes 2-1/4" Deep

With Nonmetallic Sheathed Cable Clamps

NEC:  
Listed for Ordinary Locations

	Depth (Inches)	Wiring Cubic Inch Capacity	Type Clamp	Knockout Description			Weight per 100 kg (lb)	Catalog Number
				Sides	Ends	Bottom		
 <p>2-1/4" Deep, Gangable; External nail brackets; Leveling bosses</p>	2-1/4	10.5	CL-20	—	(4) 21/32"	(1) 1/2"	23.59 (52.0)	388LE-OR-44LE
 <p>2-1/4" Deep, Gangable; external nail brackets; leveling bosses; Plaster ears</p>	2-1/4	10.5	CL-20	—	(4) 21/32"	(1) 1/2"	25.40 (56.0)	388LR-OR-44LR ①
 <p>2-1/4" Deep, Gangable; External nail brackets; Plaster ears</p>	2-1/4	10.5	CL-20	—	(4) 21/32"	(1) 1/2"	25.40 (56.0)	388-OR-44 ①
 <p>2-1/4" Deep, Gangable; "Loxbox" support; welded on each side; Plaster ears</p>	2-1/4	10.5	CL-20	—	(4) 21/32"	(1) 1/2"	27.22 (60.0)	388HB ①
 <p>2-1/4" Deep, Gangable Plain vertical bracket set back 3/4"</p>	2-1/4	10.5	CL-20	—	(4) 21/32"	(1) 1/2"	29.03 (64.0)	388VB-OR-44VB

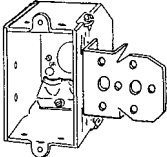
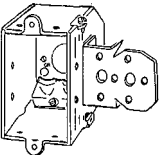
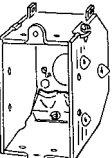
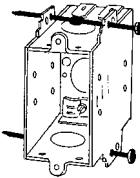
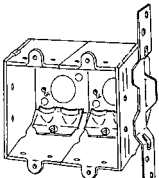
① Plaster ears support GFCI and decorative cover plates.

# Outlet and Switch Boxes

## 3" x 2" Bevel Corner Switch Boxes 2-1/4" Deep

With Nonmetallic Sheathed Cable Clamps

**NEC:**  
Listed for Ordinary Locations

	Depth (Inches)	Wiring Cubic Inch Capacity	Type Clamp	Knockout Description			Weight per 100 kg (lb)	Catalog Number
				Sides	Ends	Bottom		
 <p><b>2-1/4" Deep, Gangable; Stud NL bracket; Set back 1/4"</b></p>	2-1/4	10.5	CL-20	—	(4) 21/32"	(1) 1/2"	28.12 (62.0)	<b>388DW</b>
 <p><b>2-1/4" Deep, Gangable; Stud NL bracket; Set back 1/2"</b></p>	2-1/4	10.5	CL-20	—	(4) 21/32"	(1) 1/2"	28.12 (62.0)	<b>388NL-OR-44NL</b>
 <p><b>2-1/4" Deep, Gangable, Welded; External nail brackets; Leveling bosses</b></p>	2-1/4	10.5	CL-20	—	(4) 21/32"	(1) 1/2"	23.59 (52.0)	<b>388LES</b>
 <p><b>2-1/4" Deep, Welded; Two 16 penny nails in external brackets leveling bosses</b></p>	2-1/4	10.5	CL-20	—	(4) 21/32"	(1) 1/2"	25.40 (56.0)	<b>388LESN</b>
 <p><b>2-1/4" Deep, Welded; Plain vertical bracket set back 3/4"</b></p>	2-1/4	21.0	CL-20	—	(8) 21/32"	(2) 1/2"	38.10 (84.0)	<b>388VB-PL2G</b>


**Appleton**  

**OZGEDNEY**





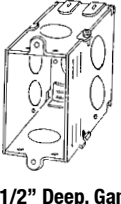
**COMMERCIAL AND INDUSTRIAL FITTINGS: OUTLET BOXES, SWITCH BOXES AND COVERS**

# Outlet and Switch Boxes

## 3" x 2" Square Corner Switch Boxes

With Nonmetallic Sheathed Cable Clamps

NEC:  
Listed for Ordinary Locations

	Depth (Inches)	Wiring Cubic Inch Capacity	Type Clamp	Knockout Description			Weight per 100 kg (lb)	Catalog Number (Universal No.)
				Sides	Ends	Bottom		
 <p><b>1-1/2" Deep, Welded; Plaster ears ①</b></p>	1-1/2	7.5	CL-26	—	(4) 21/32"	—	19.96 (44.0)	<b>95</b>
 <p><b>2" Deep, Gangable; Plaster ears ①</b></p>	2	10.0	CL-26	—	(4) 21/32"	(1) 1/2"	24.04 (53.0)	<b>383 ①</b>
 <p><b>2-1/2" Deep, Gangable; Plaster ears ①</b></p>	2-1/2	12.5	CL-26	—	(2) 1/2" (4) 21/32"	(1) 1/2"	28.12 (62.0)	<b>384 ①</b>
 <p><b>2-1/2" Deep, Gangable; Leveling bosses; Plaster ears</b></p>	2-1/2	12.5	CL-26	—	(2) 1/2" (4) 21/32"	(1) 1/2"	28.58 (63.0)	<b>384LR ①</b>
 <p><b>2-1/2" Deep, Gangable; Two nail holes each side; Leveling bosses</b></p>	2-1/2	12.5	CL-26	—	(2) 1/2" (4) 21/32"	(1) 1/2"	27.22 (60.0)	<b>384LE</b>

① Plaster ears support GFCI and decorative cover plates.







# Outlet and Switch Boxes

## 3" x 2" Square Corner Switch Boxes

With Nonmetallic Sheathed Cable Clamps

NEC:  
Listed for Ordinary Locations

	Depth (Inches)	Wiring Cubic Inch Capacity	Type Clamp	Knockout Description			Weight per 100 kg (lb)	Catalog Number
				Sides	Ends	Bottom		
 <p><b>2-1/2" Deep, Gangable; Old work support clamps; Plaster ears</b></p>	2-1/2	12.5	CL-26	(4) 1/2"	(2) 1/2" (4) 21/32"	(1) 1/2"	30.84 (68.0)	<b>384-OW</b> ①
 <p><b>2-1/2" Deep, Gangable Stud NL bracket; Set back 1/2"</b></p>	2-1/2	12.5	CL-26	—	(2) 1/2" (4) 21/32"	(1) 1/2"	31.75 (70.0)	<b>384NL</b>
 <p><b>2-1/2" Deep, Gangable Stud NL bracket; Set back 1/4"</b></p>	2-1/2	12.5	CL-26	—	(2) 1/2" (4) 21/32"	(1) 1/2"	32.66 (72.0)	<b>384DW-PL</b>
 <p><b>2-1/2" Deep, Gangable bracket; Set back 3/4"</b></p>	2-1/2	12.5	CL-26	—	(2) 1/2" (4) 21/32"	(1) 1/2"	28.58 (63.0)	<b>384VB-PL</b>

① Plaster ears support GFCI and decorative cover plates.

# Outlet and Switch Boxes

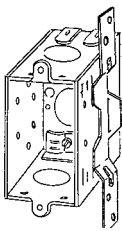
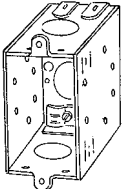
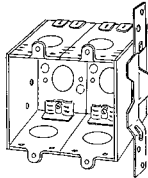
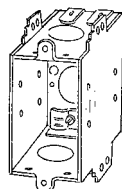
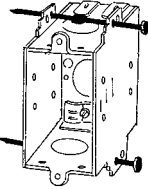
## 3" x 2" Square Corner Switch Boxes

With Nonmetallic Sheathed Cable Clamps

NEC:  
Listed for Ordinary Locations

Appleton OZGEDNEY

COMMERCIAL AND INDUSTRIAL FITTINGS: OUTLET BOXES, SWITCH BOXES AND COVERS

	Depth (Inches)	Wiring Cubic Inch Capacity	Type Clamp	Knockout Description			Weight per 100 kg (lb)	Catalog Number
				Sides	Ends	Bottom		
 <p>2-1/2" Deep, Non-Gangable, Welded; Plain vertical bracket; Set back 3/4"</p>	2-1/2	12.5	CL-26	—	(2) 1/2" (4) 21/32"	(1) 1/2"	29.94 (66.0)	<b>384LES-VB</b>
 <p>2-1/2" Deep, Non-Gangable, Welded; Four nail holes; Each side</p>	2-1/2	12.5	CL-26	—	(2) 1/2" (4) 21/32"	(1) 1/2"	27.67 (61.0)	<b>384LES</b>
 <p>2-1/2" deep, Non-Gangable, Assembly welded; Plain vertical bracket; Set back 3/4"</p>	2-1/2	25.0	CL-26	—	(2) 1/2" (8) 21/32"	(2) 1/2"	43.99 (97.0)	<b>384VB-PL2G</b>
 <p>2-1/2" Deep, Non-Gangable, Welded; External nail brackets</p>	2-1/2	12.5	CL-26	—	(2) 1/2" (4) 21/32"	(1) 1/2"	29.03 (64.0)	<b>385-LES</b>
 <p>2-1/2" Deep, Non-Gangable, Welded; Two 16 penny nails in side</p>	2-1/2	12.5	CL-26	—	(2) 1/2" (4) 21/32"	(1) 1/2"	30.39 (67.0)	<b>385-LESN</b>




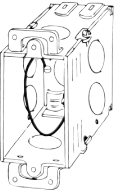

# Outlet and Switch Boxes

## 3" x 2" Square Corner Switch Boxes

With Nonmetallic Sheathed Cable Clamps

NEC:

Listed for Ordinary Locations

	Depth (Inches)	Wiring Cubic Inch Capacity	Type Clamp	Knockout Description			Weight per 100 kg (lb)	Catalog Number
				Sides	Ends	Bottom		
 <p><b>2-3/4" Deep, Gangable; Plaster ears</b></p>	2-3/4	14.0	CL-26	(4) 1/2"	(2) 1/2" (4) 21/32"	(1) 1/2"	30.84 (68.0)	<b>389</b> ①
 <p><b>2-3/4" Deep, Deep, Gangable; Plain vertical bracket; Set back 3/4"</b></p>	2-3/4	14.0	CL-26	(2) 1/2"	(2) 1/2" (4) 21/32"	(1) 1/2"	32.21 (71.0)	<b>389VB</b>
 <p><b>3-1/2" Deep, Gangable Two nail holes each side; Plaster ears</b></p>	3-1/2	18.0	CL-26	(4) 1/2"	(2) 1/2" (4) 21/32"	(1) 1/2"	37.19 (82.0)	<b>384D</b> ①
 <p><b>3-1/2" Deep, Gangable Two nail holes each side; Plaster ears</b></p> <p>With Green Ground Wire</p>	3-1/2	18.0	CL-26	(4) 1/2"	(2) 1/2" (4) 21/32"	(1) 1/2"	37.19 (82.0)	<b>384DP</b> ②
 <p><b>3-1/2" Deep, Gangable; Two nail holes each side</b></p>	3-1/2	18.0	CL-26	(4) 1/2"	(2) 1/2" (4) 21/32"	(1) 1/2"	35.83 (79.0)	<b>384DLE</b>

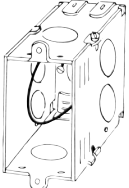
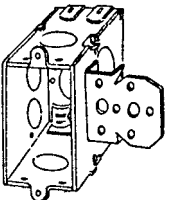
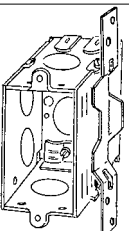
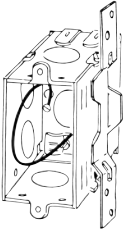
① Plaster ears support GFCI and decorative cover plates.

② Provided with green ground screw and 10" long No. 12 AWG solid, insulated green ground wire.

# Outlet and Switch Boxes

## 3" x 2" Square and Corner Switch Boxes

NEC:  
Listed for Ordinary Locations

	Depth (Inches)	Wiring Cubic Inch Capacity	Type Clamp	Knockout Description			Weight per 100 kg (lb)	Catalog Number
				Sides	Ends	Bottom		
<b>3" x 2" Square Corner Switch Box - With Nonmetallic Sheathed Cable Clamp</b>								
								
With Green Ground Wire	3-1/2	18.0	CL-26	(4) 1/2"	(2) 1/2" (4) 21/32"	(1) 1/2"	35.83 (79.0)	<b>384DLEP</b> ①
<b>3-1/2" Deep, Gangable Two nail holes each side</b>								
<b>3" x 2" Corner Switch Box - With Knockouts</b>								
								
	3-1/2	18.0	CL-26	(4) 1/2"	(2) 1/2" (4) 21/32"	(1) 1/2"	39.46 (87.0)	<b>384D-NL</b>
<b>3-1/2" Deep, Gangable; Stud NL bracket; Set back 1/2"</b>								
								
	3-1/2	18.0	CL-26	(2) 1/2"	(2) 1/2" (4) 21/32"	(1) 1/2"	39.01 (86.0)	<b>384D-VBPL</b>
<b>3-1/2" Deep, Gangable; Plain vertical bracket; Set back 3/4"</b>								
								
With Green Ground Wire	3-1/2	18.0	CL-26	(2) 1/2"	(2) 1/2" (4) 21/32"	(1) 1/2"	39.01 (86.0)	<b>384D-VBPLP</b> ①
<b>3-1/2" Deep, Gangable; Plain vertical bracket set back 3/4"</b>								


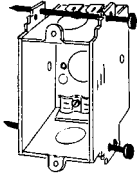



① Provided with green ground screw and 10" long No. 12 AWG solid, insulated green ground wire.

# Outlet and Switch Boxes

## Square Corner Switch Boxes

With Nonmetallic Sheathed Cable Clamps

**NEC:**  
Listed for Ordinary Locations






	Depth (Inches)	Wiring Cubic Inch Capacity	Type Clamp	Knockout Description			Weight per 100 kg (lb)	Catalog Number
				Sides	Ends	Bottom		
<b>3" x 2-1/8" Square Corner Switch Boxes</b>								
	2-7/8	16.0	CL-26	—	(2) 1/2" (4) 21/32"	(1) 1/2"	29.94 (66.0)	<b>16LES</b>
<b>2-7/8" Deep, Non-Gangable, Welded; External nail brackets</b>								
	2-7/8	16.0	CL-26	—	(2) 1/2" (4) 21/32"	(1) 1/2"	31.30 (69.0)	<b>16LESN</b>
<b>2-7/8" Deep, Non-Gangable, Welded; Two 16 penny nails in side</b>								
<b>3-3/4" x 2" Square Corner Switch Boxes</b>								
	2-1/2	16.0	CL-26	(4) 1/2"	(2) 1/2" (4) 21/32"	(1) 1/2"	15.88 (35.0)	<b>16LE</b>
<b>2-1/2" Deep, Gangable; Patented raised ground screw hole, external nail brackets, leveling bosses</b>								
	2-1/2	16.0	CL-26	(2) 1/2"	(2) 1/2" (4) 21/32"	(1) 1/2"	18.14 (40.0)	<b>16LE-VB</b>
<b>2-1/2" Deep, Gangable; Patented raised ground screw hole; Bracket set back 3/4</b>								
	2-7/8	16.0	CL-26	(4) 1/2"	(2) 1/2" (4) 21/32"	(1) 1/2"	50.80 (112.0)	<b>18LES</b>
<b>2-7/8" Deep, Non-Gangable, Welded; External nail brackets</b>								

# Outlet and Switch Boxes

## 3" x 2" Square Corner Switch Boxes

With Clamps for Armored Cable (AC); Metal Clad Cable (MCI, MCI-A, MCS, MCC); Flexible Metal Conduit (FMC)

NEC:  
Listed for Ordinary Locations

	Depth (Inches)	Wiring Cubic Inch Capacity	Type Clamp	Knockout Description			Weight per 100 kg (lb)	Catalog Number
				Sides	Ends	Bottom		
 <p><b>2" Deep, Gangable; Plaster ears</b></p>	2	10.7	(2) CL-13	—	(4) 21/32"	(1) 1/2"	24.95 (55.0)	<b>171F</b> ①
 <p><b>2-1/2" Deep, Gangable; Adjustable plaster ears</b></p>	2-1/2	12.5	(2) CL-13	(4) 1/2"	(4) 21/32"	(1) 1/2"	28.58 (63.0)	<b>173F</b> ①
 <p><b>2-1/2" Deep, Gangable; NL bracket set back 1/2"</b></p>	2-1/2	12.5	(2) CL-13	(4) 1/2"	(2) 1/2" (4) 21/32"	(1) 1/2"	31.75 (70.0)	<b>173FNL</b>
 <p><b>2-1/2" Deep, Gangable; Plain vertical bracket set back 3/4"</b></p>	2-1/2	12.5	(2) CL-13	(2) 1/2"	(2) 1/2" (4) 21/32"	(1) 1/2"	32.66 (72.0)	<b>173FVB</b>
 <p><b>2-1/2" Deep, Gangable; Plain vertical bracket set back 3/4"</b></p> <p>With Green Ground Wire</p>	2-1/2	12.5	(2) CL-13	(2) 1/2"	(2) 1/2" (4) 21/32"	(1) 1/2"	32.66 (72.0)	<b>173FVBP</b> ②

① Plaster ears support GFCI and decorative cover plates.

② Provided with green ground screw and 10" long No. 12 AWG solid, insulated green ground wire.






# Outlet and Switch Boxes

## 3" x 2" Square Corner Switch Boxes

With Clamps for Armored Cable (AC); Metal Clad Cable (MCI, MCI-A, MCS, MCC); Flexible Metal Conduit (FMC)

NEC:

Listed for Ordinary Locations

	Depth (Inches)	Wiring Cubic Inch Capacity	Type Clamp	Knockout Description			Weight per 100 kg (lb)	Catalog Number
				Sides	Ends	Bottom		
 <p><b>2-1/2" Deep, Gangable; Lox Box™ supports; Adjustable plaster ears</b></p>	2-1/2	12.5	(2) CL-13	(4) 1/2"	(4) 21/32"	(1) 1/2"	28.58 (63.0)	<b>173FHB</b> ①
 <p><b>2-3/4" Deep, Gangable; Plaster ears</b></p>	2-3/4	14.0	(2) CL-13	(4) 1/2"	(2) 1/2" (4) 21/32"	(1) 1/2"	31.75 (70.0)	<b>174F</b> ①
 <p><b>2-3/4" Deep, Gangable; Plain vertical bracket set back 3/4"</b></p>	2-3/4	14.0	(2) CL-13	(2) 1/2"	(2) 1/2" (4) 21/32"	(1) 1/2"	32.66 (72.0)	<b>174FVB-PL</b>
 <p><b>2-2-7/8" Deep, Welded; Two 16 penny nails in external brackets</b></p>	2-7/8	18.0	CL-13	(4) 1/2"	(2) 1/2" (4) 21/32"	(1) 1/2"	52.16 (115.0)	<b>18LESNX</b>
 <p><b>3-1/2" Deep, Gangable; Plaster ears</b></p>	3-1/2	18.0	CL-13	(4) 1/2"	(2) 1/2" (4) 21/32"	(1) 1/2"	35.83 (79.0)	<b>175F</b> ①

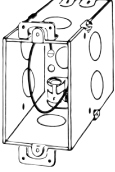
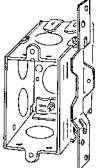
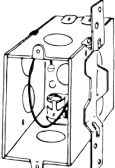

① Plaster ears support GFCI and decorative cover plates.

# Outlet and Switch Boxes

## 3" x 2" Square Corner Switch Boxes

With Armored Cable (AC)/Metal Clad Cable (MCI, MCI-A, MCC)/ Flexible Metal Conduit Clamps

NEC:  
Listed for Ordinary Locations

	Depth (Inches)	Wiring Cubic Inch Capacity	Type Clamp	Knockout Description			Weight per 100 kg (lb)	Catalog Number
				Sides	Ends	Bottom		
 <p>With Green Ground Wire</p> <p><b>3-1/2" Deep, Gangable; Plaster ears</b></p>	3-1/2	18.0	CL-13	(4) 1/2"	(2) 1/2" (4) 21/32"	(1) 1/2"	35.83 (79.0)	<b>175FP</b> ①②
 <p><b>3-1/2" Deep, Gangable; Plain vertical bracket set back 7/8"</b></p>	3-1/2	18.0	CL-26	(4) 1/2"	(2) 1/2" (4) 21/32"	(1) 1/2"	39.01 (86.0)	<b>175N1</b>
 <p><b>3-1/2" Deep, Gangable; Plain vertical bracket set back 3/4"</b></p>	3-1/2	18.0	CL-13	(4) 1/2"	(2) 1/2" (4) 21/32"	(1) 1/2"	39.01 (86.0)	<b>175FVB</b>
 <p><b>3-1/2" Deep, Gangable; Plain vertical bracket set back 7/8"</b></p>	3-1/2	18.0	CL-13	(4) 1/2"	(2) 1/2" (4) 21/32"	(1) 1/2"	39.01 (86.0)	<b>175N2</b>

① Plaster ears support GFCI and decorative cover plates.

② Provided with green ground screw and 10" long No. 12 AWG solid, insulated green ground wire