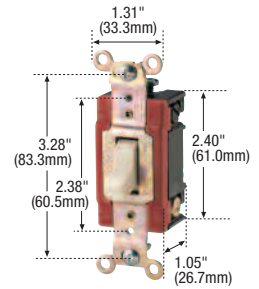
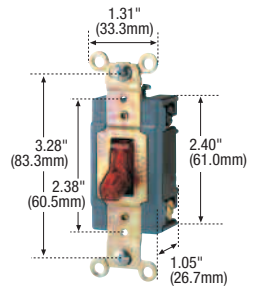


Industrial Specification Grade AC Toggle Switches


15A, 120/277V/AC; 20A, 120/277V/AC;
30A, 120/277V/AC
15A, 347V/AC; 20A, 347V/AC
Single-Pole, Double-Pole, 3-Way, 4-Way



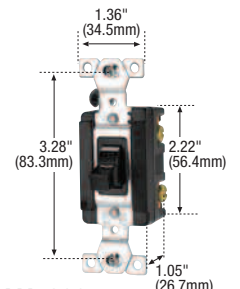
AH1223LT



AH1201PL



3032PL



AH18201

15A, 20A & 30A AC Toggle Switches

Lighted, Back Wire & Side Wire

15A, 120/277V 20A, 120/277V

Description	Catalog No. Color Suffix				Catalog No. Color Suffix			
Single-Pole, Lighted Toggle	<input type="checkbox"/> AH1201LT__ V, W	•	•	•	<input type="checkbox"/> AH1221LT__ V, W	•	•	•
3-Way, Lighted Toggle	<input type="checkbox"/> AH1203LT__ V, W	•	•	•	<input type="checkbox"/> AH1223LT__ V, W	•	•	•

Pilot Light, Back Wire & Side Wire

15A, 120/277V 20A, 120/277V 30A, 120/277V

Description	Catalog No. Color Suffix				Catalog No. Color Suffix				Catalog No. Color Suffix		
Single-Pole, Pilot Lighted Red Toggle	<input type="checkbox"/> AH1201PL	•	•	•	<input type="checkbox"/> AH1221PL	•	•	•			
Double-Pole, Pilot Lighted Red Toggle	<input type="checkbox"/> AH1202PL	•	•	•	<input type="checkbox"/> AH1222PL	•	•	•	<input type="checkbox"/> 3032PL	•	•

Back Wire & Side Wire

15A, 347V 20A, 347V

Description	Catalog No. Color Suffix			Catalog No. Color Suffix		
Single-Pole, Canadian Voltage Toggle	<input type="checkbox"/> AH18201__ B, GY, I, W	•	•	<input type="checkbox"/> AH18221__ B, I, W	•	•
Double-Pole, Canadian Voltage Toggle	<input type="checkbox"/> AH18202__ B, I	•	•	<input type="checkbox"/> AH18222__ B, I	•	•
3-Way, Canadian Voltage Toggle	<input type="checkbox"/> AH18203__ B, GY, I, W	•	•	<input type="checkbox"/> AH18223__ B, I, W	•	•

Color Ordering Information

For ordering devices, include Cat. No. followed by the color code: A (Almond), B (Brown), BK (Black), BL (Blue), GY (Gray), LA (Light Almond), RD (Red), RN (Orange), V (Ivory), W (White)

Icon Key

ArrowLink™ option available. Add "M" suffix to standard catalog number (example AH1201B, AH1201BM). For ordering information on ArrowLink & ArrowLink SPD connectors, see page D-3.

Build-To-Spec Customizable Devices - see page D-4
 NAFTA Compliant - see page O-30

Accessories for Industrial Specification Grade Switches

Description	Catalog No.	
1-Gang, standard size, toggle switch, nylon wallplate, almond	<input type="checkbox"/> 5134A	•
2-Gang, standard size toggle switch, nylon wallplate, ivory	<input type="checkbox"/> 5139V	•



5134W



5139V

Specification & HP Rating Information:

120/277V Industrial: D-31
347V Industrial: D-31
120/277V Industrial ArrowLink Modular: D-35

**Industrial
Specification Grade
AC Toggle Switches**

15A & 20A, 120/277V/AC; 15 & 20A, 347V/AC
30A, 120/377V/AC
Single-Pole, Double-Pole, 3-Way, 4-Way

	Switch Type	Industrial 15A & 20A 120/277V Toggle Switches AH1200 & AH1220 Series	Industrial 15A & 20A 347V Toggle Switches AH18200 Series	Industrial 30A 120/277V Toggle Switches 3030 Series
	Wiring Type	Back & side wire	Back & side wire	Back & side wire
	Testing & Code Compliance	• cULus listed to UL 20, file no. E18704	• Listed to UL 20, file no. E135162	• cULus listed to UL 20, file no. E18704
		• UL verified to Federal Spec WS-896-E	• UL verified to Federal Spec WS-896-E	• UL verified to Federal Spec WS-896-E
		• CSA certified to C22.2, no. 111, file no. 10016 (6241-05)	• CSA certified to C22.2, no. 111, file no. 12339 (6241-05)	• CSA certified to C22.2, no. 111, file no. 10016 (6241-05)
Specifications: Environmental	Flammability	Meets UL 94 requirements; V0 rated	Meets UL 94 requirements; V0 rated	Meets UL 94 requirements; V0 rated
	Temperature Rating	-20°C to 60°C (-4°F to 140°F)	-20°C to 60°C (-4°F to 140°F)	-20°C to 60°C (-4°F to 140°F)
Specifications: Electrical	Dielectric Voltage	Withstands 1500V per UL 20	Withstands 1500V per UL 20	Withstands 1500V per UL 20
	Current Interrupting	Yes, at full-rated current	Yes, at full-rated current	Yes, at full-rated current
	Temperature Rise	Max. 30°C (86°F) after 100 cycles of overload and 30,000 cycles of endurance testing	Max. 30°C (86°F) after 100 cycles of overload and 30,000 cycles of endurance testing	Max. 30°C (86°F) after 100 cycles of overload and 30,000 cycles of endurance testing
Specifications: Mechanical	Terminal Accommodation	#14 - 10 AWG	#14 - 10 AWG	#14 - 10 AWG
	Voltage Ratings	Permanently marked on device	Permanently marked on device	Permanently marked on device
	Horsepower Ratings	Rated for motor loads per UL 20: 15A: @ 120V/AC = 1/2 HP, @ 240V/AC = 2 HP; max. amps 12A 20A: @ 120V/AC = 1 HP, @ 240V/AC = 2 HP; max. amps 16A	Rated for motor loads per UL 20: 15A: @ 120V/AC = 1/2 HP, @ 240V/AC = 2 HP; max. amps 12A 20A: @ 120V/AC = 1 HP, @ 240V/AC = 2 HP; max. amps 16A	Rated for motor loads per UL 20: 30A: @ 120V/AC = 1 HP, @ 240V/AC = 2 HP; max. amps 24A
Materials:	Toggle	Urea	Polycarbonate	Urea
	Top Housing	Urea, color-coded by amperage	Phenolic	Urea, color-coded green
	Bottom Housing	Phenolic	Phenolic	Phenolic
	Strap	0.05" thick galvanized steel	0.05" thick galvanized steel	0.050" thick galvanized steel
	Auto Ground Clip	0.030" thick brass	0.016" thick brass	0.030" thick brass
	Terminals	0.031" thick brass	0.032" thick high performance copper alloy	0.032" thick high performance copper alloy
	Terminal Screws	#8-32 brass, black	#10-32 brass, black	#8-32 brass, neutral screw nickel plated
	Ground Screw	#8-32 steel, zinc plated, green	#8-32 steel, zinc plated, green	#8-32 brass, green
	Backwire Clamp	0.030" thick brass	0.040" thick brass	0.030" thick brass
	Contacts	Silver alloy	Silver alloy	Silver alloy
	Moveable Contact Arm	0.031" thick brass	0.031" thick brass	0.031" thick brass
	Pressure Plate	0.068" thick brass	0.068" thick brass	0.068" thick brass
	Illuminated Models	Long-life neon bulb	N/A	Long-life neon bulb
	Pilot Light Models	Red polycarbonate toggle with long-life neon bulb	N/A	Red polycarbonate toggle with long-life neon bulb