






















Eaton's Arrow Hart
Industrial grade straight blade & locking devices

Arrow Hart

EATON


































Powering Business Worldwide

Arrow Hart quick reference guide

Pole-Wire	Amp.	V/AC	NEMA		Page	Grip style	Plug	Connector	Single Receptacle	Duplex Receptacle	Flanged Inlet	Flanged Outlet			
2P-2W	15	125	L1-15		9	Safety	7546	7506	CWL115R	7540	CWL115FI	CWL115FO			
	20	125	L2-20		10	Safety	CWL220P	CWL220C	CWL220R			CWL220FO			
2P-3W	15	125	5-15		6, 7	Ultra	AH5266 AH5266BK AH8215HG	AH5269 AH5269BK AH8219HG				AH5278 AH5278C	AH5246 AH5279C		
					6, 7	Safety	AH5266A AH8215HGA AH8215HGAC AH8215HGC	AH8219HGC							
					7	Quick	AH5965BK AH5965Y AH8115W	AH5969BK AH5969Y AH8119W							
	125	L5-15		9	Safety	CWL515P CWL515PAN	CWL515C CWL515CAN	CWL515R IGL515R	4700 5792 IG4700		CWL515FI	CWL515FO			
	250	6-15		7	Ultra	AH5666	AH5669					AH5678C	AH5679C		
				6	Safety	AH8225HGA AH8225HGAC									
				7	Quick	AH5666BK AH5666Y	AH5669BK AH5669Y								
	250	L6-15		9	Safety	CWL615P	CWL615C	CWL615R IGL615R	6580		CWL615FI	CWL615FO			
	277	L7-15		9	Safety	CWL715P	CWL715C	CWL715R	4750		CWL715FI	CWL715FO			
	20	125	5-20		6, 7	Ultra	AH5366 AH8315HG	AH5369 AH8319HG				AH5778C	AH5779C		
					6	Safety	AH8315HGA AH8315HGAC								
					7	Quick	AH5364BK AH5364Y	AH5369BK AH5369Y							
		125	L5-20		10	Ultra	AHL520P AHL520PBK	AHL520C AHL520CBK	AHL520R IGL520R			AHL520FI	AHL520FO		
		250	6-20		7	Ultra	AH5466	AH5469					AH5878C	AH5879C	
					6	Safety	AH8325HG AH8325HGAC								
					7	Quick	AH5464BK AH5464Y	AH5469BK AH5469Y							
		250	L6-20		10	Ultra	AHL620P	AHL620C	AHL620R IGL620R			AHL620FI	AHL620FO		
		277	L7-20		10	Ultra	AHL720P	AHL720C	AHL720R IGL720R			AHL720FI	AHL720FO		
		347	L24-20		10	Safety	L2420P		L2420R						
	480	L8-20		10	Ultra	AHL820P	AHL820C	AHL820R IGL820R			AHL820FI	AHL820FO			
600	L9-20		11	Auto	CWL920P	CWL920C	CWL920R			CWL920FI	CWL920FO				
30	125	L5-30		12	Ultra	AHL530P AHIGL530P	AHL530C	AHL530R IGL530R			AHL530FI	AHL530FO			
	240	L25-30		12	Ultra	AHL2530P	AHL2530C	AHL2530R IGL2530R							
	250	L6-30		13	Ultra	AHL630P	AHL630C	AHL630R IGL630R			AHL630FI	AHL630FO			
	277	L7-30		13	Ultra	AHL730P	AHL730C	AHL730R IGL730R			AHL730FI	AHL730FO			
	480	L8-30		13	Ultra	AHL830P	AHL830C	AHL830R IGL830R			AHL830FI	AHL830FO			
	600	L9-30		13	Auto	CWL930P	CWL930C	CWL930R			CWL930FI	CWL930FO			

Compliances, specifications and availability are subject to change without notice.

Arrow Hart quick reference guide

Pole-Wire	Amp.	V/AC	NEMA		Page	Grip style	Plug	Connector	Single Receptacle	Duplex Receptacle	Flanged Inlet	Flanged Outlet
3P-3W	15/10	125/250	Non-NEMA Locking		9	Safety	4767 4767AN	4755	7582	7580		
	20	125/250	L10-20		11	Ultra	AHL1020P	AHL1020C	AHL1020R		AHL1020FI	AHL1020FO
			Non-NEMA Locking		12	Safety	9965C	7314C	7310B		7327N	7328N
		250	L11-20		10	Ultra	AHL1120P	AHL1120C	AHL1120R		AHL1120FI	AHL1120FO
	480	L12-20		11	Auto	CWL1220P	CWL1220C	CWL1220R		CWL1220FI	CWL1220FO	
	30	125/250	L10-30		14	Ultra	AHL1030P	AHL1030C	AHL1030R		AHL1030FI	AHL1030FO
			Non-NEMA Locking		14		AH3331N	AH3333N	AH3330-2		AH3337N	AH3336N
		250	L11-30		13	Ultra	AHL1130P	AHL1130C	AHL1130R		AHL1130FI	AHL1130FO
		480	L12-30		13	Auto	CWL1230P	CWL1230C	CWL1230R		CWL1230FI	CWL1230FO
		600	L13-30		14	Auto	CWL1330P	CWL1330C	CWL1330R		CWL1330FI	CWL1330FO
3P-4W	20	125/250	L14-20		12	Ultra	AHL1420P AHL1420PBK	AHL1420C AHL1420CBK	AHL1420R IGL1420		AHL1420FI AHL1420FIBK	AHL1420FO AHL1420FOBK
		250	L15-20		10	Ultra	AHL1520P AHL1520PBK	AHL1520C AHL1520CBK	AHL1520R IGL1520		AHL1520FI	AHL1520FO
		480	L16-20		11	Ultra	AHL1620P AHL1620PBK	AHL1620C AHL1620CBK	AHL1620R IGL1620		AHL1620FI	AHL1620FO
	30	125/250	L14-30		14	Ultra	AHL1430P	AHL1430C	AHL1430R IGL1430		AHL1430FI	AHL1430FO
		250	L15-30		13	Ultra	AHL1530P	AHL1530C	AHL1530R IGL1530		AHL1530FI	AHL1530FO
		480	L16-30		13	Ultra	AHL1630P	AHL1630C	AHL1630R		AHL1630FI	AHL1630FO
		600	L17-30		14	Ultra	AHL1730P	AHL1730C	AHL1730R		AHL1730FI	AHL1730FO
	4P-4W	20	120/208	Non-NEMA Locking		11	Safety	7411C	7413C	7410B		7408N
120/208			L18-20		11	Ultra	AHL1820P	AHL1820C	AHL1820R		AHL1820FI	AHL1820FO
277/480			L19-20		12	Ultra	AHL1920P	AHL1920C	AHL1920R		AHL1920FI	AHL1920FO
347/600			L20-20		12	Ultra	AHL2020P	AHL2020C	AHL2020R		AHL2020FI	AHL2020FO
30		120/208	Non-NEMA Locking		14	Ultra	AH3431N	AH3433N	AH3430		AH3434N	AH3436N
		120/208	L18-30		14	Ultra	AHL1830P	AHL1830C	AHL1830R		AHL1830FI	AHL1830FO
		277/480	L19-30		15	Ultra	AHL1930P	AHL1930C	AHL1930R		AHL1930FI	AHL1930FO
		347/600	L20-30		15	Ultra	AHL2030P	AHL2030C	AHL2030R		AHL2030FI	AHL2030FO
4P-5W	20	120/208	L21-20		11	Ultra	AHL2120P AHL2120PBK AHL2120PF	AHL2120C AHL2120CBK AHL2120CF	AHL2120R IGL2120		AHL2120FI	AHL2120FO
		277/480	L22-20		12	Ultra	AHL2220P	AHL2220C	AHL2220R		AHL2220FI	AHL2220FO
	20/10	250/600	Non-NEMA Locking		9	Ultra	AH3521BK	AH3523BK			AH3524BK	AH3525BK
		347/600	L23-20		12	Ultra	AHL2320P	AHL2320C	AHL2320R		AHL2320FI	AHL2320FO
	30	120/208	L21-30		14	Ultra	AHL2130P AHL2130PF	AHL2130C AHL2130CF	AHL2130R IGL2130		AHL2130FI	AHL2130FO
		240/415	L26-30		15	Ultra	AHL2630P	AHL2630C	AHL2630R IGL2630R			
		277/480	L22-30		15	Ultra	AHL2230P AHL2230PF	AHL2230C AHL2230CF	AHL2230R IGL2230		AHL2230FI	AHL2230FO
		347/600	L23-30		15	Ultra	AHL2330P AHL2330PF	AHL2330C AHL2330CF			AHL2330FI	AHL2330FO

Compliances, specifications and availability are subject to change without notice.



Arrow Hart

Table of contents	Page
Quick reference guide	2-3
Straight blade features & benefits	5
Straight blade devices	6-7
Locking features & benefits	8
Locking devices	9-15
Accessories	16
Straight blade dimensions	17
Locking dimensions	18-19
Straight blade & locking specifications	20-24
Certifications & compliances	25-27

Complete line of wiring devices for industrial & heavy construction environments

Arrow Hart plugs and connectors deliver superior performance in the most demanding environments. From everyday commercial use to heavy-duty industrial applications, Arrow Hart plugs and connectors ensure long lasting, dependable service.

- A variety of grip styles enabling numerous applications
- Easily identified amperage/voltage ratings clearly marked on devices
- Rugged construction to ensure longer service life



Ultra grip

Built with a contemporary flare and oval ergonomic design for a comfortable yet secure feel, ultra grip plug and connectors offer excellent reliability and durability. A dual dovetail design provides superior cord grip retention, and the grommet allows usage across a wide range of cord diameters. Additionally, reversible inserts in the cord grip allow for exceptional clamp force on large diameter cords.



Safety grip

Safety grip plugs and connectors combine durability and fast installation. Featuring dual-range external cord grip, safety grips provides positive cord gripping while limiting strain on conductors. The neoprene gasket seals around the cord for added terminal protection from external elements. The nylon construction is rugged and durable for dependable use.



Quick grip

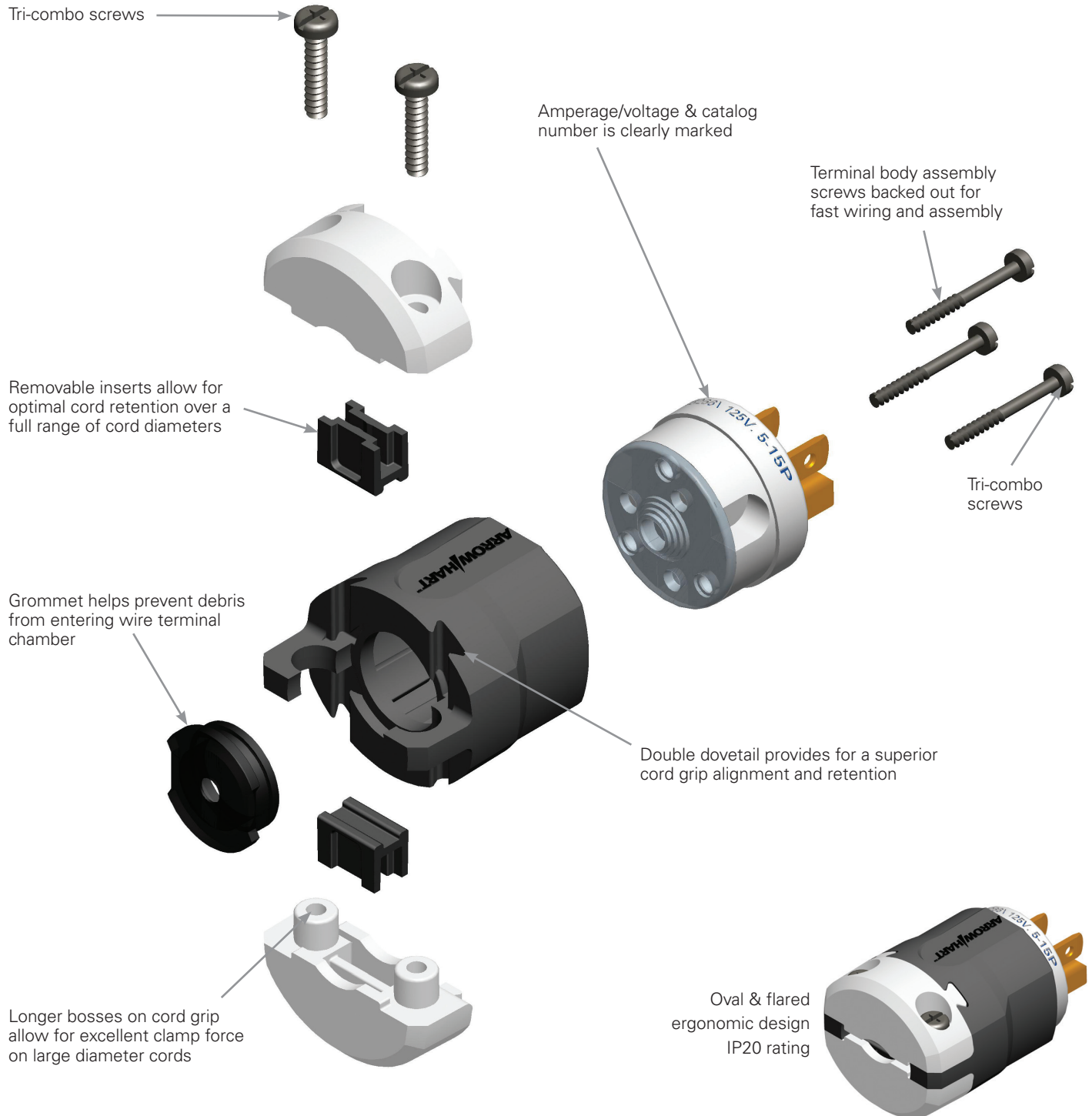
Quick grip plugs and connectors are designed for quick, secure installation and easy, long-lasting use. They feature rugged nylon construction and a roomy wiring chamber for fast and easy installation. Our scalloped ergonomic design provides a comfortable grip during installation and operation.

Arrow Hart industrial grade straight blade plugs & connectors

Rugged, quality locking devices for any application

Superior design and performance make Arrow Hart's hart lock devices the ideal choice for industrial applications. Available in a wide range of NEMA and Non-NEMA configurations

Ultra grip straight blade plugs & connectors redesign features & benefits



Compliances, specifications and availability are subject to change without notice.

Arrow Hart hospital grade straight blade plugs & connectors



AH8215HG







AH8219HG







AH8119W

15A Hospital grade straight blade plugs & connectors

Pole-Wire	V/AC	NEMA	Description	Color	Catalog no.
2P-3W	125	  5-15P 5-15R	Ultra grip plug	Black & white	AH8215HG
			Safety grip plug	Clear	AH8215HGC
			Safety grip angled body plug	Black & white	AH8215HGA
		Safety grip angled body plug	Clear	AH8215HGAC	
		Quick grip plug	White	AH8115W	
		Ultra grip connector	Black & white	AH8219HG	
		Safety grip connector	Clear	AH8219HGC	
		Quick grip connector	White	AH8119W	
		2P-3W	250	  6-15P 6-15R	Safety grip angled plug
Safety grip angled plug	Clear				AH8225HGAC

20A Hospital grade straight blade plugs & connectors

Pole-Wire	V/AC	NEMA	Description	Color	Catalog no.
2P-3W	125	  5-20P 5-20R	Ultra grip plug	Black & white	AH8315HG
			Safety grip angled plug	Black & white	AH8315HGA
			Safety grip angled plug	Clear	AH8315HGAC
			Ultra grip connector	Black & white	AH8319HG
2P-3W	250	  6-20P 6-20R	Safety grip angled plug	Black & white	AH8325HG
			Safety grip angled plug	Clear	AH8325HGAC

Accessories:

page 16

Dimensions & cord diameters:

pages 17-19

Spec information:

pages 20-24

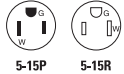
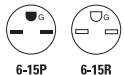
Compliances:

pages 25-27

Compliances, specifications and availability are subject to change without notice.

Arrow Hart industrial grade straight blade devices

15A Industrial grade straight blade devices

Pole-Wire	V/AC	NEMA	Description	Color	Catalog no.
2P-3W	125		Ultra grip plug	Black & white	AH5266
			Ultra grip plug	Black	AH5266BK
		Safety grip angled body plug	Black & white	AH5266A	
		Ultra grip connector	Black & white	AH5269	
		Ultra grip connector	Black	AH5269BK	
		Flanged outlet, back wire	Black & white	AH5279C	
		Flanged outlet, back wire, metal	Steel	AH5246	
		Flanged inlet, back wire	Black & white	AH5278C	
		Flanged inlet, back wire, metal	Steel	AH5278	
2P-3W	250		Ultra grip plug	Black & white	AH5666
			Ultra grip connector	Black & white	AH5669
		Flanged outlet, back wire, nylon	Black & white	AH5679C	
		Flanged inlet, back wire, nylon	Black & white	AH5678C	





AH5266



AH5269

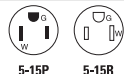
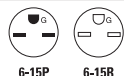
20A Industrial grade straight blade devices

Pole-Wire	V/AC	NEMA	Description	Color	Catalog no.
2P-3W	125		Ultra grip plug	Black & white	AH5366
			Ultra grip connector	Black & white	AH5369
		Flanged outlet, back wire, nylon	Black & white	AH5779C	
		Flanged inlet, back wire, nylon	Black & white	AH5778C	
2P-3W	250		Ultra grip plug	Black & white	AH5466
			Ultra grip connector	Black & white	AH5469
		Flanged outlet, back wire	Black & white	AH5879C	
		Flanged inlet, back wire	Black & white	AH5878C	



AH5879C

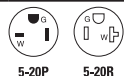
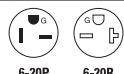
15A Industrial grade quick grip straight blade plugs & connectors

Pole-Wire	V/AC	NEMA	Description	Color	Catalog no.
2P-3W	125		Quick grip plug	Black	AH5965BK
			Quick grip plug	Yellow	AH5965Y
		Quick grip connector	Black	AH5969BK	
		Quick grip connector	Yellow	AH5969Y	
		2P-3W	250		Quick grip plug
Quick grip plug	Yellow				AH5666Y
Quick grip connector	Black			AH5669BK	
Quick grip connector	Yellow			AH5669Y	



AH5878C

20A Industrial grade quick grip straight blade plugs & connectors

Pole-Wire	V/AC	NEMA	Description	Color	Catalog no.
2P-3W	125		Quick grip plug	Black	AH5364BK
			Quick grip plug	Yellow	AH5364Y
		Quick grip connector	Black	AH5369BK	
		Quick grip connector	Yellow	AH5369Y	
		2P-3W	250		Quick grip plug
Quick grip plug	Yellow				AH5464Y
Quick grip connector	Black			AH5469BK	
Quick grip connector	Yellow			AH5469Y	



AH5965BK

Compliances, specifications and availability are subject to change without notice.

Accessories:
page 16
Dimensions & cord diameters:
pages 17-19
Spec information:
pages 20-24
Compliances:
pages 25-27

Arrow Hart industrial grade locking devices

Ultra grip locking plugs & connectors redesign features & benefits


Tri-combo screws



Reversible inserts allow for minimal gap and consistent look and grip regardless of cable size



Grommet helps prevent debris from entering wire terminal chamber




Terminal body assembly screws backed out for fast wiring and assembly



Tri-combo screws

Amperage/voltage & catalog number clearly marked

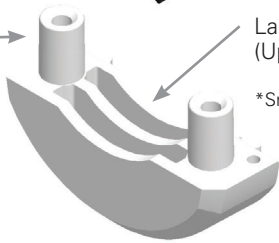


Double dovetail provides for superior cord grip alignment and retention



Oval & flared ergonomic design
IP20 rating

Longer bosses on cord grip allow for excellent clamp force on large diameter cords



Large cord range*
(Up to 1.16")

*Small body or 3-W devices have cord range up to 1.00"

Receptacles

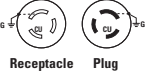
The amperage/voltage can now be found directly printed on many single receptacles.



Compliances, specifications and availability are subject to change without notice.

Arrow Hart industrial grade locking devices


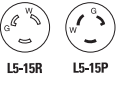


15/10A Industrial grade locking devices

Pole-Wire	V/AC	NON-NEMA	Description	Color	Catalog no.
3P-3W	125/ 250	 Receptacle Plug	Safety grip plug	Black & white	4767
			Safety grip angled body plug	Black & white	4767AN
			Safety grip connector	Black & white	4755
			Duplex receptacle	Black	7580
			Single receptacle	Black	7582



CWL515P

15A Industrial grade locking devices

Pole-Wire	V/AC	NEMA	Description	Color	Catalog no.			
2P-2W	125	 L1-15R L1-15P	Safety grip plug, cord dia. .312-.468"	Black	7546			
			Safety grip plug	Black	7548			
			Safety grip connector, cord dia. .312-.625"	Black	7506			
			Duplex receptacle	Black	7540			
			Single receptacle	Black	CWL115R			
			Flanged outlet	Black	CWL115FO			
			Flanged inlet	Black	CWL115FI			
2P-3W	125	 L5-15R L5-15P	Safety grip plug	Black & white	CWL515P			
			Safety grip angled body plug	Black & white	CWL515PAN			
			Safety grip connector	Black & white	CWL515C			
			Safety grip angled body connector	Black & white	CWL515CAN			
			Duplex receptacle	Black	4700			
			Duplex combination straight blade & locking	Black	5792			
			Single receptacle	Black	CWL515R			
			Duplex receptacle, isolated ground	Orange	IG4700			
			Single receptacle, isolated ground	Orange	IGL515R			
			Flanged outlet	Black & white	CWL515FO			
			Flanged inlet	Black & white	CWL515FI			
			250		 L6-15R L6-15P	Safety grip plug	Black & white	CWL615P
						Safety grip connector	Black & white	CWL615C
						Duplex receptacle	Black	6580
Single receptacle	Black	CWL615R						
Single receptacle, isolated ground	Orange	IGL615R						
Flanged outlet	Black & white	CWL615FO						
Flanged inlet	Black & white	CWL615FI						
277		 L7-15R L7-15P	Safety grip plug	Black & white	CWL715P			
			Safety grip connector	Black & white	CWL715C			
			Duplex receptacle	Black	4750			
			Single receptacle	Black	CWL715R			
			Flanged outlet	Black & white	CWL715FO			
Flanged inlet	Black & white	CWL715FI						



CWL515C



CWL515R

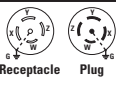


CWL615FO



CWL715FI

20/10A Industrial grade locking devices

Pole-Wire	V/AC	NON-NEMA	Description	Color	Catalog no.
4P-5W	250/ 600	 Receptacle Plug	Ultra grip plug	Black & white	AH3521BK
			Ultra grip connector	Black & white	AH3523BK
			Flanged outlet	Black	AH3525BK
			Flanged inlet	Black	AH3524BK

Accessories:
 page 16
Dimensions & cord diameters:
 pages 17-19
Spec information:
 pages 20-24
Compliances:
 pages 25-27

Compliances, specifications and availability are subject to change without notice.

Arrow Hart industrial grade locking devices



AHL520P



AHL520C



AHL520R





















AHL520FO



AHL520FI

20A Industrial grade locking devices

Pole-Wire	V/AC	NEMA	Description	Color	Catalog no.		
2P-2W	250	  L2-20R L2-20P	Safety grip plug	Black & white	CWL220P		
			Safety grip connector	Black & white	CWL220C		
			Single receptacle	Black	CWL220R		
			Flanged outlet	Black & white	CWL220FO		
			Flanged inlet	Black & white	CWL220FI		
2P-3W	125	  L5-20R L5-20P	Ultra grip plug	Black & white	AHL520P		
			Ultra grip plug	Black	AHL520PBK		
			Ultra grip connector	Black & white	AHL520C		
			Ultra grip connector	Black	AHL520CBK		
			Single receptacle	Black	AHL520R		
			Single receptacle, isolated ground	Orange	IGL520R		
			Flanged outlet	Black & white	AHL520FO		
			Flanged inlet	Black & white	AHL520FI		
			250	  L6-20R L6-20P	Ultra grip plug	Black & white	AHL620P
					Ultra grip connector	Black & white	AHL620C
	Single receptacle	Black			AHL620R		
	Single receptacle, isolated ground	Orange			IGL620R		
	Flanged outlet	Black & white			AHL620FO		
	277	  L7-20R L7-20P	Ultra grip plug	Black & white	AHL720P		
			Ultra grip connector	Black & white	AHL720C		
Single receptacle			Black	AHL720R			
Single receptacle, isolated ground			Orange	IGL720R			
Flanged outlet			Black & white	AHL720FO			
347	  L24-20R L24-20P	Safety grip plug	Black & white	L2420P			
		Single receptacle	Black	L2420R			
		480	  L8-20R L8-20P	Ultra grip plug	Black & white	AHL820P	
				Ultra grip connector	Black & white	AHL820C	
				Single receptacle	Black	AHL820R	
Single receptacle, isolated ground	Orange			IGL820R			
Flanged outlet	Black & white			AHL820FO			
600	  L9-20R L9-20P	Flanged inlet	Black & white	AHL820FI			
		Auto grip plug	Black & white	CWL920P			
		Auto grip connector	Black & white	CWL920C			
		Single receptacle	Black	CWL920R			
		Flanged outlet	Black & white	CWL920FO			
3P-3W	125/250	  Receptacle Plug L10-20R L10-20P	Flanged inlet	Black & white	CWL920FI		
			Safety grip plug	Gray	9965C		
			Safety grip connector	Gray	7314C		
			Single receptacle	Black	7310B		
			Flanged outlet	Gray	7328N		
			Flanged inlet	Gray	7327N		
			  L10-20R L10-20P	Ultra grip plug	Black & white	AHL1020P	
				Ultra grip connector	Black & white	AHL1020C	
				Single receptacle	Black	AHL1020R	
				Flanged outlet	Black & white	AHL1020FO	
	Flanged inlet	Black & white		AHL1020FI			

Accessories:

page 16

Dimensions & cord diameters:

pages 17-19

Spec information:

pages 20-24



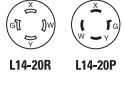
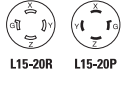
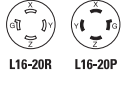
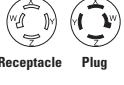
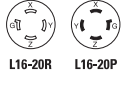
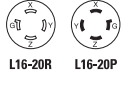
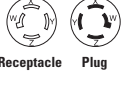
Compliances:

pages 25-27

Compliances, specifications and availability are subject to change without notice.

Arrow Hart industrial grade locking devices

20A Industrial grade locking devices

Pole-Wire	V/AC	NEMA	Description	Color	Catalog no.
3P-3W	250	 L11-20R L11-20P	Ultra grip plug, 3-phase	Black & white	AHL1120P
			Ultra grip connector, 3-phase	Black & white	AHL1120C
			Single receptacle, 3-phase	Black	AHL1120R
			Flanged outlet, 3-phase	Black & white	AHL1120FO
			Flanged inlet, 3-phase	Black & white	AHL1120FI
			480	 L12-20R L12-20P	Auto grip plug, 3-phase
Auto grip connector, 3-phase	Black & white	CWL1220C			
Single receptacle, 3-phase	Black	CWL1220R			
Flanged outlet, 3-phase	Black & white	CWL1220FO			
Flanged inlet, 3-phase	Black & white	CWL1220FI			
3P-4W	125/250	 L14-20R L14-20P			Ultra grip plug
			Ultra grip plug	Black	AHL1420PBK
			Ultra grip connector	Black & white	AHL1420C
			Ultra grip connector	Black	AHL1420CBK
			Single receptacle	Black	AHL1420R
			Single receptacle, isolated ground	Orange	IGL1420R
	250	 L15-20R L15-20P	Flanged outlet	Black & white	AHL1420FO
			Flanged inlet	Black & white	AHL1420FI
			Ultra grip plug, 3-phase	Black & white	AHL1520P
	480	 L16-20R L16-20P	Ultra grip plug, 3-phase	Black	AHL1520PBK
			Ultra grip connector, 3-phase	Black & white	AHL1520C
			Ultra grip connector, 3-phase	Black	AHL1520CBK
			Single receptacle, 3-phase	Black	AHL1520R
			Single receptacle, isolated ground, 3-phase	Orange	IGL1520R
			Flanged outlet, 3-phase	Black & white	AHL1520FO
4P-4W	120/208	 Receptacle Plug L18-20R L18-20P	Flanged inlet, 3-phase	Black & white	AHL1520FI
			Ultra grip plug, 3-phase	Black & white	AHL1620P
			Ultra grip plug, 3-phase	Black	AHL1620PBK
		 L16-20R L16-20P	Ultra grip connector, 3-phase	Black & white	AHL1620C
			Ultra grip connector, 3-phase	Black	AHL1620CBK
			Single receptacle, 3-phase	Black	AHL1620R
		 L16-20R L16-20P	Single receptacle, isolated ground, 3-phase	Orange	IGL1620R
			Flanged outlet, 3-phase	Black & white	AHL1620FO
			Flanged inlet, 3-phase	Black & white	AHL1620FI
 Receptacle Plug L18-20R L18-20P	Safety grip plug, 3-phase	Gray	7411C		
	Safety grip connector, 3-phase	Gray	7413C		
	Single receptacle, 3-phase	Black	7410B		
	Flanged outlet, 3-phase	Gray	7409N		
	Flanged inlet, 3-phase	Gray	7408N		
	Ultra grip plug, 3-phase	Black & white	AHL1820P		
Ultra grip connector, 3-phase	Black & white	AHL1820C			
Single receptacle, 3-phase	Black	AHL1820R			
Flanged outlet, 3-phase	Black & white	AHL1820FO			
Flanged inlet, 3-phase	Black & white	AHL1820FI			



AHL1120P



AHL1420P



AHL1520P



AHL1620P



AHL1820P

Accessories:
page 16
Dimensions & cord diameters:
pages 17-19
Spec information:
pages 20-24
Compliances:
pages 25-27

Compliances, specifications and availability are subject to change without notice.

Arrow Hart industrial grade locking devices



AHL2220P



AHL2220C



AHL2220R



AHL2220FO



AHL2220FI

20A Industrial grade locking devices

Pole-Wire	V/AC	NEMA	Description	Color	Catalog no.			
4P-4W	277/480		Ultra grip plug, 3-phase	Black & white	AHL1920P			
			Ultra grip connector, 3-phase	Black & white	AHL1920C			
			Single receptacle, 3-phase	Black	AHL1920R			
			Flanged outlet, 3-phase	Black & white	AHL1920FO			
			Flanged inlet, 3-phase	Black & white	AHL1920FI			
			4P-5W	120/208		Ultra grip plug, 3-phase	Black & white	AHL2120P
Ultra grip plug, 3-phase, flat cable	Black	AHL2120PBK						
	Ultra grip connector, 3-phase	Black & white			AHL2120PF			
	Ultra grip connector, 3-phase	Black & white			AHL2120C			
	Ultra grip connector, 3-phase, flat cable	Black			AHL2120CBK			
	Ultra grip connector, 3-phase, flat cable	Black & white			AHL2120CF			
277/480	277/480		Single receptacle, 3-phase	Black	AHL2120R			
			Single receptacle, isolated ground, 3-phase	Orange	IGL2120R			
			Flanged outlet, 3-phase	Black & white	AHL2120FO			
			Flanged inlet, 3-phase	Black & white	AHL2120FI			
			347/600	347/600		Ultra grip plug, 3-phase	Black & white	AHL2220P
						Ultra grip connector, 3-phase	Black & white	AHL2220C
	Single receptacle, 3-phase	Black			AHL2220R			
	Flanged outlet, 3-phase	Black & white			AHL2220FO			
	Flanged inlet, 3-phase	Black & white			AHL2220FI			
	347/600	347/600				Ultra grip plug, 3-phase	Black & white	AHL2320P
Ultra grip connector, 3-phase			Black & white	AHL2320C				
			Single receptacle, 3-phase	Black	AHL2320R			
			Flanged outlet, 3-phase	Black & white	AHL2320FO			
			Flanged inlet, 3-phase	Black & white	AHL2320FI			

30A Industrial grade locking devices

Pole-Wire	V/AC	NEMA	Description	Color	Catalog no.
2P-3W	125		Ultra grip plug	Black & white	AHL530P
			Ultra grip plug, isolated ground	Orange	IGL530P
			Ultra grip connector	Black & white	AHL530C
			Single receptacle	Black	AHL530R
			Single receptacle, isolated ground	Orange	IGL530R
			Flanged outlet	Black & white	AHL530FO
			Flanged inlet	Black & white	AHL530FI
240	240		Ultra grip plug	Black & white	AHL2530P
			Ultra grip connector	Black & white	AHL2530C
			Single receptacle	Black	AHL2530R
			Single receptacle, isolated ground	Orange	IG2530R

Accessories:

page 16

Dimensions & cord diameters:

pages 17-19

Spec information:

pages 20-24





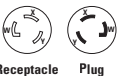


Compliances:

pages 25-27

Compliances, specifications and availability are subject to change without notice.

Arrow Hart industrial grade locking devices

30A Industrial grade locking devices

Pole-Wire	V/AC	NEMA	Description	Color	Catalog no.	
2P-3W	250	 L6-30R L6-30P	Ultra grip plug	Black & white	AHL630P	
			Ultra grip connector	Black & white	AHL630C	
		Single receptacle	Black	AHL630R		
		Single receptacle, isolated ground	Orange	IGL630R		
		Flanged outlet	Black & white	AHL630FO		
		Flanged inlet	Black & white	AHL630FI		
		277	 L7-30R L7-30P	Ultra grip plug	Black & white	AHL730P
				Ultra grip connector	Black & white	AHL730C
				Single receptacle	Black	AHL730R
				Single receptacle, isolated ground	Orange	IGL730R
Flanged outlet	Black & white			AHL730FO		
Flanged inlet	Black & white			AHL730FI		
480	 L8-30R L8-30P	Ultra grip plug	Black & white	AHL830P		
		Ultra grip connector	Black & white	AHL830C		
		Single receptacle	Black	AHL830R		
		Single receptacle, isolated ground	Orange	IGL830R		
		Flanged outlet	Black & white	AHL830FO		
		Flanged inlet	Black & white	AHL830FI		
600	 L9-30R L9-30P	Auto grip plug	Black & white	CWL930P		
		Auto grip connector	Black & white	CWL930C		
		Single receptacle	Black	CWL930R		
		Flanged outlet	Black & white	CWL930FO		
		Flanged inlet	Black & white	CWL930FI		
3P-3W	125/250	 Receptacle Plug L10-30R L10-30P	Ultra grip plug	Black & white	AH3331N	
			Ultra grip connector	Black & white	AH3333N	
		Single receptacle	Black	AH3330-2		
		Flanged outlet	Black & white	AH3336N		
		Flanged inlet	Black & white	AH3337N		
		250	 L11-30R L11-30P	Ultra grip plug, 3-phase	Black & white	AHL1130P
				Ultra grip connector, 3-phase	Black & white	AHL1130C
				Single receptacle, 3-phase	Black	AHL1130R
				Flanged outlet, 3-phase	Black & white	AHL1130FO
				Flanged inlet, 3-phase	Black & white	AHL1130FI
	480			 L8-30R L8-30P	Auto grip plug, 3-phase	Black & white
		Auto grip connector, 3-phase	Black & white		CWL1230C	
		Single receptacle, 3-phase	Black		CWL1230R	
		Flanged outlet, 3-phase	Black & white		CWL1230FO	
				Flanged inlet, 3-phase	Black & white	CWL1230FI



AHL630P



AHL630C



AHL630R



AHL630FO



AHL630FI

Accessories:
page 16
Dimensions & cord diameters:
pages 17-19
Spec information:
pages 20-24
Compliances:
pages 25-27

Compliances, specifications and availability are subject to change without notice.

Arrow Hart industrial grade locking devices



AHL2130P



AHL2130C



AHL2130R



AHL2130FO



AHL2130FI

30A Industrial grade locking devices

Pole-Wire	V/AC	NEMA	Description	Color	Catalog no.
3P-3W	600	 L13-30R	Auto grip plug, 3-phase	Black & white	CWL1330P
			Auto grip connector, 3-phase	Black & white	CWL1330C
		 L13-30P	Single receptacle, 3-phase	Black	CWL1330R
			Flanged outlet, 3-phase	Black & white	CWL1330FO
			Flanged inlet, 3-phase	Black & white	CWL1330FI
3P-4W	125/250	 L14-30R	Ultra grip plug	Black & white	AHL1430P
			Ultra grip connector	Black & white	AHL1430C
		 L14-30P	Single receptacle	Black	AHL1430R
			Single receptacle, isolated ground	Orange	IGL1430R
			Flanged outlet	Black & white	AHL1430FO
	250	 L15-30R	Ultra grip plug, 3-phase	Black & white	AHL1530P
			Ultra grip connector, 3-phase	Black & white	AHL1530C
		 L15-30P	Single receptacle, 3-phase	Black	AHL1530R
			Single receptacle, isolated ground, 3-phase	Orange	IGL1530R
			Flanged outlet, 3-phase	Black & white	AHL1530FO
480	 L16-30R	Ultra grip plug, 3-phase	Black & white	AHL1630P	
		Ultra grip connector, 3-phase	Black & white	AHL1630C	
	 L16-30P	Single receptacle, 3-phase	Black	AHL1630R	
		Flanged outlet, 3-phase	Black & white	AHL1630FO	
		Flanged inlet, 3-phase	Black & white	AHL1630FI	
600	 L17-30R	Ultra grip plug, 3-phase	Black & white	AHL1730P	
		Ultra grip connector, 3-phase	Black & white	AHL1730C	
	 L17-30P	Single receptacle, 3-phase	Black	AHL1730R	
		Flanged outlet, 3-phase	Black & white	AHL1730FO	
		Flanged inlet, 3-phase	Black & white	AHL1730FI	
4P-4W	120/208	 L18-30R	Ultra grip plug, 3-phase	Black & white	AH3431N
			Ultra grip connector, 3-phase	Black & white	AH3433N
		 L18-30P	Single receptacle, 3-phase	Black	AH3430
			Flanged outlet, 3-phase	Black & white	AH3436N
			Flanged inlet, 3-phase	Black & white	AH3434N
	 L18-30R	 L18-30P	Ultra grip plug, 3-phase	Black & white	AHL1030P
			Ultra grip connector, 3-phase	Black & white	AHL1030C
		 L18-30P	Single receptacle, 3-phase	Black	AHL1030R
			Flanged outlet, 3-phase	Black & white	AHL1030FO
			Flanged inlet, 3-phase	Black & white	AHL1030FI

Accessories:

page 16

Dimensions & cord diameters:

pages 17-19

Spec information:

pages 20-24

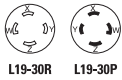

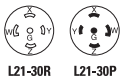
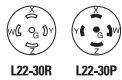
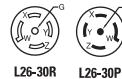
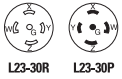
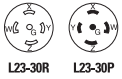
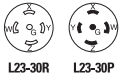
Compliances:

pages 25-27

Compliances, specifications and availability are subject to change without notice.

Arrow Hart industrial grade locking devices

30A Industrial grade locking devices

Pole-Wire	V/AC	NEMA	Description	Color	Catalog no.		
4P-4W	277/480	 L19-30R L19-30P	Ultra grip plug, 3-phase	Black & white	AHL1930P		
			Ultra grip connector, 3-phase	Black & white	AHL1930C		
			Single receptacle, 3-phase	Black	AHL1930R		
			Flanged outlet, 3-phase	Black & white	AHL1930FO		
			Flanged inlet, 3-phase	Black & white	AHL1930FI		
			347/600	 L20-30R L20-30P	Ultra grip plug, 3-phase	Black & white	AHL2030P
Ultra grip connector, 3-phase	Black & white	AHL2030C					
Single receptacle, 3-phase	Black	AHL2030R					
Flanged outlet, 3-phase	Black & white	AHL2030FO					
Flanged inlet, 3-phase	Black & white	AHL2030FI					
4P-5W	120/208	 L21-30R L21-30P			Ultra grip plug, 3-phase	Black & white	AHL2130P
			Ultra grip plug, 3-phase, flat cable	Black & white	AHL2130PF		
			Ultra grip connector, 3-phase	Black & white	AHL2130C		
			Ultra grip connector, 3-phase, flat cable	Black & white	AHL2130CF		
			Single receptacle, 3-phase	Black	AHL2130R		
	277/480	 L22-30R L22-30P	Single receptacle, isolated ground, 3-phase	Orange	IGL2130R		
			Flanged outlet, 3-phase	Black & white	AHL2130FO		
			Flanged inlet, 3-phase	Black & white	AHL2130FI		
			240/415	 L26-30R L26-30P	Ultra grip plug, 3-phase	Black & white	AHL2230P
					Ultra grip connector, 3-phase	Black & white	AHL2230C
Single receptacle, 3-phase	Black	AHL2230R					
Single receptacle, isolated ground, 3-phase	Orange	IG2630R					
347/600	 L23-30R L23-30P	Flanged outlet, 3-phase			Black & white	AHL2230FO	
		Flanged inlet, 3-phase	Black & white	AHL2230FI			
		Ultra grip plug, 3-phase	Black & white	AHL2330P			
		Ultra grip plug, 3-phase, flat cable	Black & white	AHL2330PF			
		Ultra grip connector, 3-phase	Black & white	AHL2330C			
		Ultra grip connector, 3-phase, flat cable	Black & white	AHL2330CF			
347/600	 L23-30R L23-30P	Single receptacle, 3-phase	Black	AHL2330R			
		Single receptacle, isolated ground, 3-phase	Orange	IGL2330R			
		Flanged outlet, 3-phase	Black & white	AHL2330FO			
347/600	 L23-30R L23-30P	Flanged inlet, 3-phase	Black & white	AHL2330FI			



AHL2630P



AHL2230C



AHL2230R



AHL2230FO



AHL2230FI

Compliances, specifications and availability are subject to change without notice.

Accessories:
page 16
Dimensions & cord diameters:
pages 17-19
Spec information:
pages 20-24
Compliances:
pages 25-27



BS1



BM2



BL1



WLRs1



7420



WP1

Accessories for industrial grade straight blade & locking devices

Amp	Electrical Characteristics					Boot		Receptacle Covers			FI/FO Cover	Receptacle (1-Gang) 302/304 Stainless Steel Wallplates					
	NEMA	Pole-Wire	G/NG	Voltage	Phase	Plug	Conn.	Heavy-duty Single	Duplex	Standard Single		Standard Single	Duplex	Mid-size Single	Duplex	Oversized Single	Duplex
10/15	NON	3P-3W	NG	277/480	—	BS1	BS2	WLRs1	—	7420	WP1	93091	—	93991	—	93891	—
15	L1-15	2P-2W	NG	125	—	—	—	WLRs1	WLRD1	7420	WP1	93091	93101	93991	93901	93891	93801
	5-15	2P-3W	G	125	—	BS1	BS2	WLRs1	WLRD1	7420	WP1	93091	93101	93991	93901	93891	93801
	L5-15	2P-3W	G	125	—	BS1	BS2	WLRs1	WLRD1	7420	WP1	93091	93101	93991	93901	93891	93801
	6-15	2P-3W	G	250	—	BS1	BS2	WLRs1	WLRD1	7420	WP1	93091	93101	93991	93901	93891	93801
	L6-15	2P-3W	G	250	—	BS1	BS2	WLRs1	WLRD1	7420	WP1	93091	93101	93991	93901	93891	93801
20/10	NON	4P-5W	G	250/600	—	BL1	BL2	—	—	—	WP2	93111	—	PJ720*	—	—	—
	20	5-20	2P-3W	125	—	BS1	BS2	WLRs1	WLRD1	7420	WP1	93091	93101	93991	93901	93891	93801
30	L5-20	2P-3W	G	125	—	BM1	BM2	WLRs2	—	7420	WP2	93111	—	PJ720*	—	—	—
	L2-20	2P-2W	NG	250	—	BS1	BS2	WLRs1	—	7420	WP1	93091	—	93991	—	93891	—
	6-20	2P-3W	G	250	—	BS1	BS2	WLRs1	WLRD1	7420	WP1	93091	93101	93991	93901	93891	93801
	L6-20	2P-3W	G	250	—	BM1	BM2	WLRs2	—	7420	WP2	93111	—	PJ720*	—	—	—
	L11-20	3P-3W	NG	250	3	BM1	BM2	WLRs2	—	7420	WP2	93111	—	PJ720*	—	—	—
	L15-20	3P-4W	G	250	3	BL1	BL2	WLRs2	—	7420	WP2	93111	—	PJ720*	—	—	—
	L7-20	2P-3W	G	277	—	BM1	BM2	WLRs2	—	7420	WP2	93111	—	PJ720*	—	—	—
	L8-20	2P-3W	G	480	—	BM1	BM2	WLRs2	—	7420	WP2	93111	—	PJ720*	—	—	—
	L12-20	3P-3W	NG	480	3	BM1	BM2	WLRs2	—	7420	WP2	93111	—	PJ720*	—	—	—
	L16-20	3P-4W	G	480	3	BL1	BL2	WLRs2	—	7420	WP2	93111	—	PJ720*	—	—	—
	L9-20	2P-3W	G	600	—	BM1	BM2	WLRs2	—	7420	WP2	93111	—	PJ720*	—	—	—
	L18-20	4P-4W	NG	120/208	3	BL1	BL2	WLRs2	—	7420	WP2	93111	—	PJ720*	—	—	—
	NON	4P-4W	NG	120/208	3-Y	BL1	BL2	WLRs2	—	7420	WP2	93111	—	PJ720*	—	—	—
	L21-20	4P-5W	G	120/208	3-Y	BL1	BL2	WLRs2	—	7420	WP2	93111	—	PJ720*	—	—	—
	L10-20	3P-3W	NG	277/480	—	BM1	BM2	WLRs2	—	7420	WP2	93111	—	PJ720*	—	—	—
	NON	3P-3W	NG	277/480	—	BM1	BM2	WLRs2	—	7420	WP2	93111	—	PJ720*	—	—	—
	L14-20	3P-4W	G	277/480	—	BL1	BL2	WLRs2	—	7420	WP2	93111	—	PJ720*	—	—	—
	L19-20	4P-4W	NG	277/480	—	BL1	BL2	WLRs2	—	7420	WP2	93111	—	PJ720*	—	—	—
	L22-20	4P-5W	G	277/480	—	BL1	BL2	WLRs2	—	7420	WP2	93111	—	PJ720*	—	—	—
	L20-20	4P-4W	NG	347/600	—	BL1	BL2	WLRs2	—	7420	WP2	93111	—	PJ720*	—	—	—
L23-20	4P-5W	G	347/600	—	BL1	BL2	WLRs2	—	7420	WP2	93111	—	PJ720*	—	—	—	
30	L5-30	2P-3W	G	125	—	BM1	BM2	WLRs2	—	7420	WP2	93111	—	PJ720*	—	—	—
	L6-30	2P-3W	G	250	—	BM1	BM2	WLRs2	—	7420	WP2	93111	—	PJ720*	—	—	—
	L11-30	3P-3W	NG	250	3	BM1	BM2	WLRs2	—	7420	WP2	93111	—	PJ720*	—	—	—
	L15-30	3P-4W	G	250	3	BL1	BL2	WLRs2	—	7420	WP2	93111	—	PJ720*	—	—	—
	L7-30	2P-3W	G	277	—	BM1	BM2	WLRs2	—	7420	WP2	93111	—	PJ720*	—	—	—
	L8-30	2P-3W	G	480	—	BM1	BM2	WLRs2	—	7420	WP2	93111	—	PJ720*	—	—	—
	L12-30	3P-3W	NG	480	—	BM1	BM2	WLRs2	—	7420	WP2	93111	—	PJ720*	—	—	—
	L16-30	3P-4W	G	480	3	BL1	BL2	WLRs2	—	7420	WP2	93111	—	PJ720*	—	—	—
	L9-30	2P-3W	G	600	—	BM1	BM2	WLRs2	—	7420	WP2	93111	—	PJ720*	—	—	—
	L13-30	3P-3W	NG	600	3	BM1	BM2	WLRs2	—	7420	WP2	93111	—	PJ720*	—	—	—
	L17-30	3P-4W	G	600	3	BL1	BL2	WLRs2	—	7420	WP2	93111	—	PJ720*	—	—	—
	L18-30	4P-4W	NG	120/208	3	BL1	BL2	WLRs2	—	7420	WP2	93111	—	PJ720*	—	—	—
	NON	4P-4W	NG	120/208	3-Y	BL1	BL2	WLRs2	—	7420	WP2	93111	—	PJ720*	—	—	—
	L21-30	4P-5W	G	120/208	3-Y	BL1	BL2	WLRs2	—	7420	WP2	93111	—	PJ720*	—	—	—
	L10-30	3P-3W	NG	277/480	—	BM1	BM2	WLRs2	—	7420	WP2	93111	—	PJ720*	—	—	—
NON	3P-3W	NG	277/480	—	BM1	BM2	WLRs2	—	7420	WP2	93111	—	PJ720*	—	—	—	
L14-30	3P-4W	G	277/480	—	BL1	BL2	WLRs2	—	7420	WP2	93111	—	PJ720*	—	—	—	
L19-30	4P-4W	NG	277/480	3-Y	BL1	BL2	WLRs2	—	7420	WP2	93111	—	PJ720*	—	—	—	
L22-30	4P-5W	G	277/480	3-Y	BL1	BL2	WLRs2	—	7420	WP2	93111	—	PJ720*	—	—	—	
L20-30	4P-4W	NG	347/600	3-Y	BL1	BL2	WLRs2	—	7420	WP2	93111	—	PJ720*	—	—	—	
L23-30	4P-5W	G	347/600	3-Y	BL1	BL2	WLRs2	—	7420	WP2	93111	—	PJ720*	—	—	—	

Note: *Polycarbonate only (B, GY, V, W)

Compliances, specifications and availability are subject to change without notice.

Arrow Hart industrial grade straight blade plug & connector dimensions

Table 1. Ultra grip plugs & connectors

Family	A	B	C	D	Cord Diameter
Ultra grip plug	1.38" (35.1mm)	2.07" (52.6mm)	1.69" (42.9mm)	1.55" (39.4mm)	0.25 - 0.66" (6.4-16.8mm)
Ultra grip connector	1.38" (35.1mm)	2.89" (73.4mm)	1.69" (42.9mm)	1.55" (39.4mm)	0.25 - 0.66" (6.4-16.8mm)

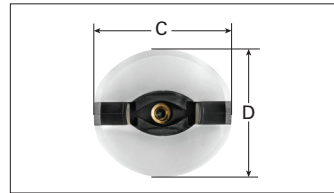

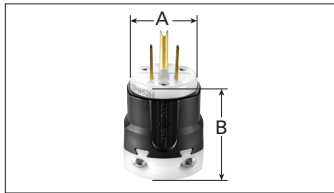


Table 2. Safety grip plugs & connectors

Family	A	B	C	D	Cord Diameter
Safety grip plug, hospital grade	1.40" (35.6mm)	2.11" (53.6mm)	1.53" (38.9mm)	1.45" (36.8mm)	0.30-0.65" (7.6-16.6mm)
Safety grip plug, angled, hospital grade	1.39" (35.3mm)	1.29" (32.8mm)	1.52" (38.6mm)	2.09" (53.1mm)	0.30-0.65" (7.6-16.6mm)
Safety grip plug, angled	1.38" (35.1mm)	1.30" (33.0mm)	1.51" (38.4mm)	2.07" (52.6mm)	0.30-0.65" (7.6-16.6mm)
Safety grip connector, hospital grade	1.38" (35.1mm)	2.98" (75.7mm)	1.52" (38.6mm)	1.45" (36.8mm)	0.30-0.65" (7.6-16.6mm)

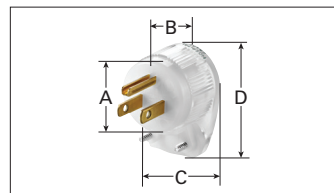
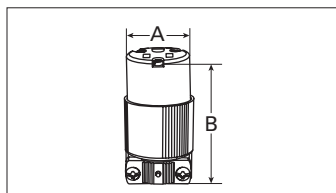
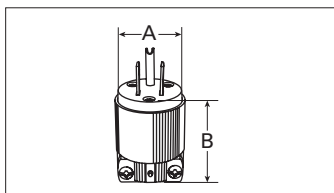


Table 3. Quick grip plugs & connectors

Family	A	B	C	D	Cord Diameter
Quick grip plug	1.40" (35.6mm)	1.96" (50.0mm)	1.67" (42.4mm)	1.46" (37.1mm)	0.23-0.65" (5.8-16.5mm)
Quick grip connector	1.40" (35.6mm)	2.59" (65.8mm)	1.67" (42.4mm)	1.46" (37.1mm)	0.23-0.65" (5.8-16.5mm)

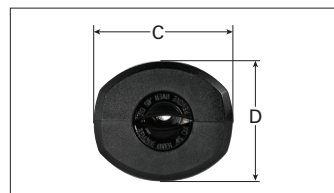

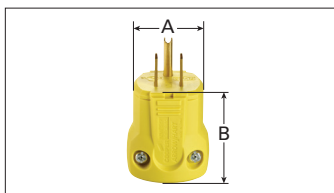
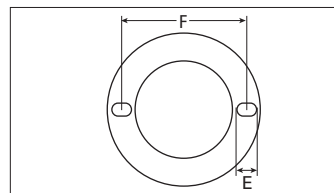
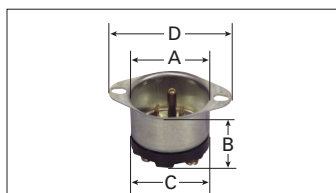



Table 4. Flanged inlets & outlets

Family	A	B	C	D	E	F
Flanged outlet, nylon	1.14" (29.0mm)	0.92" (23.4mm)	1.72" (43.7mm)	2.56" (65.0mm)	0.25" (6.4mm)	2.09" (53.1mm)
Flanged inlet, nylon	1.14" (29.0mm)	0.92" (23.4mm)	1.72" (43.7mm)	2.56" (65.0mm)	0.25" (6.4mm)	2.09" (53.1mm)
Flanged outlet, metal	1.40" (35.6mm)	1.11" (28.2mm)	1.44" (35.6mm)	2.47" (62.7mm)	0.20" (5.1mm)	2.04" (52.6mm)
Flanged inlet, metal	1.57" (39.9mm)	1.36" (34.5mm)	1.64" (38.9mm)	2.48" (63.0mm)	0.286" (7.3mm)	2.01" (51.1mm)



Compliances, specifications and availability are subject to change without notice.

Arrow Hart industrial grade locking device dimensions

Table 5. Ultra grip locking plugs & connectors

Family	A	B	C	D	Cord Diameter
Ultra grip plug, 2P-3W, 3P-3W	1.78" (45.2mm)	2.59" (65.8mm)	2.23" (56.6mm)	2.10" (53.3mm)	0.38-1.00" (9.6 - 25.4mm)
Ultra grip plug, 3P-4W, 4P-4W, 4P-5W	2.18" (55.4mm)	2.82" (71.6mm)	2.13" (54.1mm)	2.30" (58.4mm)	0.38-1.16" (9.6 - 29.5mm)
Ultra grip connector, 2P-3W, 3P-3W	1.78" (45.2mm)	3.61" (91.7mm)	2.23" (56.6mm)	2.10" (53.3mm)	0.38-1.00" (9.6 - 25.4mm)
Ultra grip connector, 3P-4W, 4P-4W, 4P-5W	1.97" (50.0mm)	3.84" (97.5mm)	2.46" (62.5mm)	2.30" (58.4mm)	0.38-1.16" (9.6 - 29.5mm)



Table 6. Safety grip locking plugs & connectors

Family	A	B	C	Cord Diameter
Safety grip 15/10A, non-NEMA plug	1.36" (34.5mm)	2.09" (53.1mm)	1.51" (38.4mm)	0.33-0.66" (8.4-16.8mm)
Safety grip NEMA L1-15 plug	1.55" (39.4mm)	1.56" (39.6mm)	1.57" (39.9mm)	0.31-0.47" (7.9-11.9mm)
Safety grip 20A: NEMA L2-20 plug	1.37" (34.8mm)	2.07" (52.6mm)	1.51" (38.4mm)	0.33-0.66" (8.4-16.8mm)
Safety grip 20A: non-NEMA 277/480V/AC plug	1.75" (44.4mm)	2.42" (61.5mm)	2.14" (54.4mm)	0.38-1.00" (9.7-25.4mm)
Safety grip NEMA L24-20 plug	1.82" (46.2mm)	2.63" (66.8mm)	2.12" (53.8mm)	0.33-1.15" (8.4-29.2mm)
Safety grip 20A 2P-3W, 3P-3W plug	1.16" (29.5mm)	2.48" (63.0mm)	2.14" (54.4mm)	0.38-1.00" (9.7-25.4mm)
Safety grip 20A: 4P-4W plug	1.93" (49.0mm)	2.80" (71.1mm)	2.33" (59.2mm)	0.63-1.16" (16.0-29.5mm)
Safety grip 30A: 2P-3W, 3P-3W plug	1.91" (48.5mm)	2.48" (63.0mm)	2.14" (54.4mm)	0.38-1.00" (9.7-25.4mm)
Safety grip 15/10A, non-NEMA connector	1.36" (34.5mm)	2.87" (72.9mm)	1.52" (38.6mm)	0.33-0.66" (8.4-16.8mm)
Safety grip NEMA L1-15 connector	1.28" (32.5mm)	2.04" (51.8mm)	1.36" (34.5mm)	0.30-0.56" (7.6-14.2mm)
Safety grip 20A, NEMA L2-20 connector	1.37" (34.8mm)	2.01" (51.1mm)	1.52" (38.6mm)	0.33-0.66" (8.4-16.8mm)
Safety grip 20A: non-NEMA 277/480V/AC connector	1.75" (44.4mm)	3.32" (84.3mm)	2.14" (54.4mm)	0.38-1.00" (9.7-25.4mm)
Safety grip 20A, 2P-3W, 3P-3W connector	1.83" (46.5mm)	3.90" (99.1mm)	2.13" (54.1mm)	0.38-1.00" (9.7-25.4mm)
Safety grip 20A: 4P-4W connector	1.93" (49.0mm)	3.75" (95.3mm)	2.31" (58.7mm)	0.63-1.16" (16.0-29.5mm)
Safety grip 30A: 2P-3W, 3P-3W connector	1.85" (47.0mm)	3.55" (90.2mm)	2.14" (54.4mm)	0.38-1.00" (9.7-25.4mm)

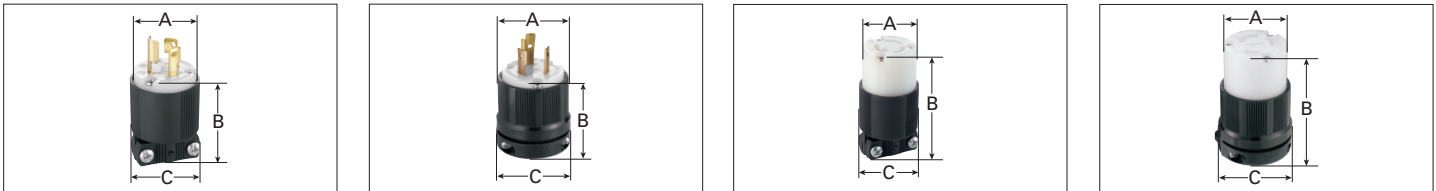



Table 7. Locking plugs & connectors

Family	A	B	C	D	Cord Diameter
Plug, NEMA L9-20, L9-30	1.83" (47.5mm)	2.85" (72.3mm)	2.13" (54.1mm)	—	0.30-0.95" (7.6-24.1mm)
Plug, NEMA L12-20, L12-30, L13-30	1.83" (47.0mm)	2.85" (72.3mm)	2.13" (54.1mm)	—	0.38-1.00" (9.5-25.4mm)
Plug, Angled 15A	1.37" (34.8mm)	1.30" (33.0mm)	1.50" (38.1mm)	2.08" (52.8mm)	0.33-0.66" (8.4-16.8mm)
Connector, NEMA L9-20, L9-30	1.83" (47.5mm)	3.90" (99.1mm)	2.13" (54.1mm)	—	0.30-0.95" (7.6-24.1mm)
Connector, NEMA L12-20, L12-30, L13-30	1.83" (47.5mm)	3.90" (99.1mm)	2.13" (54.1mm)	—	0.38-1.00" (9.5-25.4mm)



Compliances, specifications and availability are subject to change without notice.

Arrow Hart industrial grade locking device dimensions

Table 8. Locking receptacles

Family	A	B	C	D	E	F
Small receptacle, 10/15A	1.40" (35.6mm)	1.53" (38.9mm)	1.72" (43.7mm)	0.82" (20.8mm)	3.22" (81.8mm)	4.03" (102.4mm)
Small receptacle, NEMA L1-15	1.36" (34.5mm)	1.40" (35.6mm)	1.68" (42.7mm)	0.95" (24.1mm)	3.33" (84.6mm)	3.69" (93.7mm)
Small receptacle, NEMA L2-20	1.37" (34.8mm)	1.37" (34.8mm)	2.02" (51.3mm)	1.12" (28.4mm)	3.21" (81.5mm)	3.62" (92.0mm)
Small receptacle, NEMA L5-15, L6-15, L7-15	1.39" (35.3mm)	1.54" (39.1mm)	1.72" (43.7mm)	0.82" (20.8mm)	3.21" (81.5mm)	4.04" (102.6mm)
NEMA L24-20	1.57" (39.9mm)	1.62" (41.1mm)	2.31" (58.7mm)	1.04" (26.5mm)	3.30" (83.8mm)	3.64" (92.5mm)
20A	1.56" (39.6mm)	1.56" (39.6mm)	2.64" (67.1mm)	1.06" (26.9mm)	3.22" (81.8mm)	3.64" (92.5mm)
30A	1.56" (39.6mm)	1.61" (40.9mm)	2.64" (67.1mm)	1.09" (27.7mm)	3.21" (81.5mm)	3.63" (92.2mm)
Duplex receptacle, 10/15A	1.11" (28.2mm)	1.59" (40.4mm)	2.80" (71.1mm)	0.82" (20.8mm)	3.29" (83.6mm)	4.05" (102.9mm)
Duplex receptacle, 15A	1.09" (27.7mm)	1.50" (38.1mm)	2.63" (66.8mm)	0.97" (24.6mm)	3.32" (84.3mm)	3.63" (92.2mm)

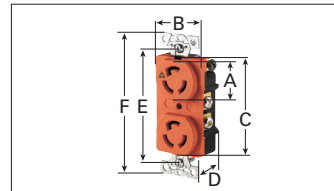
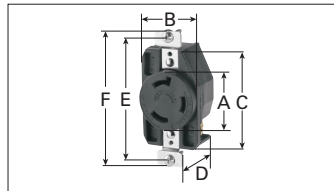
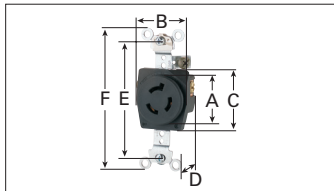


Table 9. Locking flanged inlets

Family	A	B	C	D	E	F
15A: 2P-2W & 2P-3W	1.56" (39.6mm)	1.92" (48.8mm)	1.72" (43.7mm)	2.56" (65.0mm)	0.25" (6.4mm)	2.09" (53.1mm)
20A: 2P-3W & 3P-3W	2.03" (51.6mm)	2.24" (56.9mm)	2.06" (52.3mm)	2.88" (73.2mm)	0.22" (5.6mm)	1.25" (31.8mm)
20A: 3P-4W, 4P-4W, 4P-5W	2.03" (51.6mm)	2.24" (56.9mm)	2.19" (55.6mm)	3.06" (77.7mm)	0.22" (5.6mm)	1.34" (34.0mm)
20A: NEMA L9-20, L12-20	1.94" (49.3mm)	2.09" (53.1mm)	2.04" (51.8mm)	2.88" (73.2mm)	0.20" (5.1mm)	1.25" (31.8mm)
30A: 2P-3W, 3P-3W	2.03" (51.6mm)	2.24" (56.9mm)	2.06" (52.3mm)	2.88" (73.2mm)	0.22" (5.6mm)	1.25" (31.8mm)
30A: 3P-4W, 4P-4W, 4P-5W	2.03" (51.6mm)	2.24" (56.9mm)	2.19" (55.6mm)	3.06" (77.7mm)	0.22" (5.6mm)	1.34" (34.0mm)
30A: NEMA L9-30, L12-30, L13-30	1.94" (49.3mm)	2.02" (51.3mm)	2.12" (53.8mm)	2.88" (73.2mm)	0.19" (4.8mm)	1.25" (31.8mm)

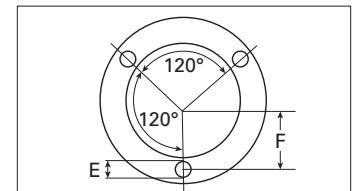

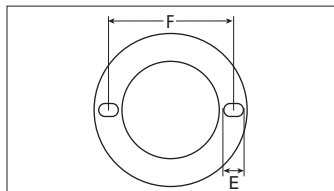
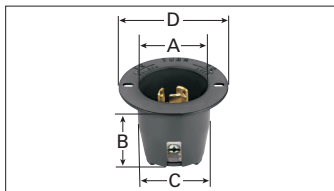
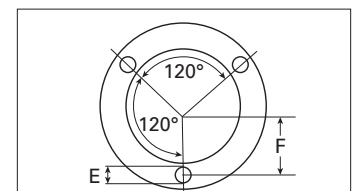

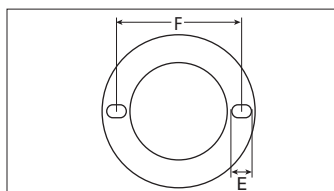


Table 10. Locking flanged outlets

Family	A	B	C	D	E	F
15A: 2P-2W & 2P-3W	1.14" (29.0mm)	0.92" (23.4mm)	1.72" (43.7mm)	2.56" (65.0mm)	0.25" (6.4mm)	2.09" (53.1mm)
20A: NEMA L2-20	1.48" (37.6mm)	1.69" (42.9mm)	1.56" (39.7mm)	2.50" (63.5mm)	0.54" (13.7mm)	2.06" (52.4mm)
20A: 2P-3W, 3P-3W	2.03" (51.6mm)	2.24" (56.9mm)	2.06" (52.3mm)	2.88" (73.2mm)	0.22" (5.6mm)	1.25" (31.8mm)
20A: 3P-4W, 4P-4W, 4P-5W	2.03" (51.6mm)	2.24" (56.9mm)	2.19" (55.6mm)	3.06" (77.7mm)	0.22" (5.6mm)	1.34" (34.0mm)
20A: NEMA L9-20, L12-20	1.94" (49.3mm)	2.09" (53.1mm)	2.04" (51.8mm)	2.87" (72.9mm)	0.19" (4.8mm)	1.25" (31.8mm)
30A: 2P-3W, 3P-3W	2.03" (51.6mm)	2.24" (56.9mm)	2.06" (52.3mm)	2.88" (73.2mm)	0.22" (5.6mm)	1.25" (31.8mm)
30A: 3P-4W, 4P-4W, 4P-5W	2.03" (51.6mm)	2.24" (56.9mm)	2.19" (55.6mm)	3.06" (77.7mm)	0.22" (5.6mm)	1.34" (34.0mm)
30A: NEMA L9-30, L12-30, L13-30	1.94" (49.3mm)	2.02" (51.3mm)	2.12" (53.8mm)	2.86" (72.6mm)	0.20" (5.1mm)	1.20" (30.5mm)



Compliances, specifications and availability are subject to change without notice.

Arrow Hart hospital & industrial grade straight blade devices specification & performance data

	15 & 20A Hospital grade plugs & connectors NEMA 5-15, 6-15, 5-20, 6-20	15 & 20A Hospital grade quick grip plugs & connectors NEMA 5-15
Wiring type	Back wire	Back wire
Testing & code compliance	<ul style="list-style-type: none"> cULus listed to 498, file no. E15058; file no. E15012 (hospital grade) UL verified to Fed Spec WC-596G 	<ul style="list-style-type: none"> Listed to UL498, file no. E15012 UL verified to Fed Spec WC-596G
Environmental specifications	Flammability: Meets UL94 requirements; V2 rated Temperature rating: -40°C to 75°C (-40°F to 167°F)	Flammability: Meets UL94 requirements; V2 rated Temperature rating: -40°C to 75°C (-40°F to 167°F)
Electrical specifications	Dielectric voltage: Twice the device rating + 1000V per UL498 Current interrupting: Yes, at full-rated current Temperature rise: Max. 30°C (86°F) after 250 cycles of overload @ 200% of rated current (DC)	Dielectric voltage: Twice the device rating + 1000V per UL498 Current interrupting: Yes, at full-rated current Temperature rise: Max. 30°C (86°F) after 50 cycles of overload @ 150% of rated current (DC)
Mechanical specifications	Terminal accommodation: #18 - #12 AWG Voltage ratings: Permanently marked on device	Terminal accommodation: #18 - #12 AWG Voltage ratings: Permanently marked on device
Material specifications	Plug/connector outer shell: Nylon Interior body: Nylon Terminal retainer: Polycarbonate Blades: 0.060" thick brass Line contacts: 0.031" thick brass Terminal clamps: Steel, zinc plated Terminal screws: #8-32 steel, brass plated (hot) and zinc plated (neutral screw) Ground screw: #8-32 steel, zinc plated (green) Assembly/mounting screws: Steel, nickel plated Cord clamp: Nylon Cord clamp screws: Steel Gasket/dust shield: EPDM	Plug/connector outer shell: Nylon Interior body: N/A Terminal retainer: Polycarbonate Blades: 0.060" thick brass Line contacts: 0.030" thick brass Terminal clamps: Steel, zinc plated Terminal screws: #8-32 steel, brass plated (hot) and zinc plated (neutral screw) Ground screw: #8-32 steel, zinc plated (green) Assembly/mounting screws: Steel, nickel plated Cord clamp: Nylon Cord clamp screws: Steel Gasket/dust shield: N/A
	15 & 20A Industrial grade plugs & connectors NEMA 5-15, 6-15, 5-20, 6-20	15 & 20A Industrial grade quick grip plugs & connectors NEMA 5-15, 6-15, 5-20, 6-20
Wiring type	Back wire	Back wire
Testing & code compliance	<ul style="list-style-type: none"> cULus Listed to UL498, file no. E3663 Complies with Fed Spec WC-596F CSA certified to C22.2, no. 42-99 file no. 7087 (6221-02) 7251N: NOM certified 	<ul style="list-style-type: none"> cULus Listed to UL498, file no. E15012 UL verified to Fed Spec WC-596G
Environmental specifications	Flammability: Meets UL94 requirements; V2 rated Temperature rating: -40°C to 75°C (-40°F to 167°F)	Flammability: Meets UL94 requirements; V2 rated Temperature rating: -40°C to 75°C (-40°F to 167°F)
Electrical specifications	Dielectric voltage: Twice the device rating + 1000V per UL498 Current interrupting: Yes, at full-rated current Temperature rise: Max. 30°C (86°F) after 250 cycles of overload @ 200% of rated current (DC)	Dielectric voltage: Twice the device rating + 1000V per UL498 Current interrupting: Yes, at full-rated current Temperature rise: Max. 30°C (86°F) after 250 cycles of overload @ 200% of rated current (DC)
Mechanical specifications	Terminal accommodation: #16 - #12 AWG Voltage ratings: Permanently marked on device	Terminal accommodation: #18 - #12 AWG Voltage ratings: Permanently marked on device
Material specifications	Plug/connector outer shell: Nylon Interior body: Nylon Terminal retainer: Polycarbonate Blades: 0.062" thick brass Line contacts: 0.031" thick brass Terminal clamps: Steel, zinc plated Terminal screws: #8-32 steel, brass plated (hot) and zinc plated (neutral screw) Ground contact: 0.041" thick brass Ground screw: #8-32 steel, zinc plated (green) Assembly/mounting screws: Steel, nickel plated Cord clamp: Nylon Cord clamp screws: Steel Gasket/dust shield: EPDM	Plug/connector outer shell: Nylon Interior body: N/A Terminal retainer: Polycarbonate Blades: 0.060" thick brass Line contacts: 0.030" thick brass Terminal clamps: Steel, zinc plated Terminal screws: #8-32 steel, brass plated (hot) and zinc plated (neutral screw) Ground contact: Brass Ground screw: #8-32 steel, zinc plated (green) Assembly/mounting screws: Steel, nickel plated Cord clamp: Nylon Cord clamp screws: Steel Gasket/dust shield: N/A

Compliances, specifications and availability are subject to change without notice.

Arrow Hart industrial grade straight blade & locking devices specification & performance data

	15 & 20A Industrial grade flanged inlets NEMA 5-15, 6-15, 5-20, 6-20	15 & 20A Industrial grade flanged outlets NEMA 5-15, 6-15, 5-20, 6-20
Wiring type	Side wire	Side wire
Testing & code compliance	<ul style="list-style-type: none"> Listed to UL498, file no. E3663 cUL Listed to CSA C22.2, no. 42-M1999 5278C, 5678C: also NOM certified 	<ul style="list-style-type: none"> Listed to UL498, file no. E2369 CSA certified to C22.2, no. 42-99 & 182.3-M1987 file no. 7087 (6233-01)
Environmental specifications	Flammability: Meets UL94 requirements; V2 rated Temperature rating: -40°C to 105°C (-40°F to 221°F)	Flammability: Meets UL94 requirements; V2 rated Temperature rating: -40°C to 105°C (-40°F to 221°F)
Electrical specifications	Dielectric voltage: Twice the device rating + 1000V per UL498 Current interrupting: Yes, at full-rated current Temperature rise: Max. 30°C (86°F) at maximum rated current (DC)	Dielectric voltage: Twice the device rating + 1000V per UL498 Current interrupting: Yes, at full-rated current Temperature rise: Max. 30°C (86°F) after 50 cycles of overload @ 150% of rated current (DC)
Mechanical specifications	Terminal accommodation: #14 AWG Voltage ratings: Permanently marked on device	Terminal accommodation: #14 AWG Voltage ratings: Permanently marked on device
Material specifications	Plug/connector outer shell: Nylon (except 5278 steel) Interior body: Lexan (except 5278 urea) Terminal retainer: Lexan (except 5278 urea) Blades: 0.062" thick brass Line contacts: N/A Terminal clamps: Steel Terminal screws: #8-32 steel, brass plated (hot) or nickel plated (neutral) (except 5278 #8-32 brass) Ground screw: #8-32 steel, zinc plated (green) (except 5278 #8-32 brass) Assembly screws/rivets: Steel screws (except 5278 steel rivets, zinc plated)	Plug/connector outer shell: Nylon (except 5246 steel) Interior body: Lexan (except 5246 nylon) Terminal retainer: Lexan (except 5246 nylon) Blades: N/A Line contacts: 0.031" thick brass Terminal clamps: Brass Terminal screws: #8-32 steel, brass plated (hot) or nickel plated (neutral) (except 5246, brass) Ground screw: #8-32 brass, zinc plated (green) Assembly screws/rivets: Steel screws (except 5246C steel rivets)

	15A Plugs & connectors NEMA L5-15, L6-15, L7-15	15A Plugs & connectors Non-NEMA 10/15A	15 & 20A Plugs & connectors NEMA L1-15, L2-20
Wiring Type	Back wire	Back wire	Back wire
Testing & code compliance	<ul style="list-style-type: none"> cULus Listed to UL498, file no. E3663 UL verified to Fed Spec WC-596F cUL Listed to CSA C22.2, no. 42 file no. E3663 	<ul style="list-style-type: none"> UL recognized component for US & Canada, file no. E366 	<ul style="list-style-type: none"> Listed to UL498, file no. E3663 cUL Listed to C22.2, no. 42 file no. E3663 L2-20 cUL Listed to C22.2, no. 42, file no. E3663 L2-20 NOM certified
Environmental Specifications	Flammability: Meets UL94 requirements; V0 rated Temperature rating: -40°C to 60°C (-40°F to 140°F)	Flammability: Meets UL94 requirements; V2 rated Temperature rating: -40°C to 60°C (-40°F to 140°F)	Flammability: Meets UL94 requirements; V2 rated Temperature rating: -40°C to 60°C (-40°F to 140°F)
Electrical Specifications	Dielectric voltage: Twice the device rating + 1000V per UL498 Current interrupting: Yes, at full-rated current Temperature rise: Max. 30°C (86°F) after 250 cycles of overload at 200% of rated current (DC)	Dielectric voltage: Twice the device rating + 1000V per UL498 Current interrupting: Yes, at full-rated current Temperature rise: Max. 30°C (86°F) after 50 cycles of overload at 150% of rated current (DC)	Dielectric voltage: Twice the device rating + 1000V per UL498 Current interrupting: Yes, at full-rated current Temperature rise: Max. 30°C (86°F) after 50 cycles of overload at 150% of rated current (DC)
Mechanical Specifications	Terminal accommodation: #16 - #12 AWG Voltage ratings: Permanently marked on device	Terminal accommodation: #16 - #12 AWG Voltage ratings: Permanently marked on device	Terminal accommodation: #16 - #12 AWG Voltage ratings: Permanently marked on device
Material specifications	Outer shell: Nylon Interior body: Nylon Terminal retainer: Polycarbonate Blades: Brass Line contacts: Brass Terminal clamps: Steel, zinc plated Terminal screws: #8-32 steel, brass plated, nickel plated (neutral screw) Ground screw: #8-32 brass plated (green) Assembly screws: Steel, nickel plated Cord clamp: Nylon Cord clamp screws: Steel, nickel plated Gasket/dust shield: EPDM	Outer shell: Nylon Interior body: Nylon Terminal retainer: Polycarbonate Blades: Brass Line contacts: Brass, tin plated Terminal clamps: Steel, zinc plated Terminal screws: #8-32 steel, brass plated, nickel plated (neutral screw) Ground screw: #8-32 brass plated (green) Assembly screws: Steel, nickel plated Cord clamp: Nylon Cord clamp screws: Steel, nickel plated Gasket/dust shield: Neoprene	Outer shell: Nylon Interior body: Nylon Terminal retainer: Nylon Blades: Brass Line contacts: Brass (except L2-20 tin plated) Terminal clamps: Steel, zinc plated Terminal screws: Brass Ground screw: Brass Assembly screws: Steel, nickel plated (except L1-15 steel) Cord clamp: Nylon Cord clamp screws: Steel, nickel plated Gasket/dust shield: Neoprene

Compliances, specifications and availability are subject to change without notice.

Arrow Hart industrial grade locking devices specification & performance data

	20 & 30A Ultra grip plugs & connectors NEMA L5-20, L6-20, L11-20, L15-20, L7-20, L8-20, L16-20, L18-20, L21-20, L10-20, L14-20, L19-20, L22-20, L20-20, L23-20, L5-30, L6-30, L11-30, L15-30, L7-30, L8-30, L16-30, L17-30, L18-30, L21-30, L10-30, L14-30, L19-30, L22-30, L20-30, L23-30, L25-30 Non-NEMA 30A	20 & 30A Auto grip plugs & connectors NEMA L12-20, L9-20, L12-30, L9-30, L13-30, L26-30	20A Safety grip plugs & connectors NEMA L24-20, Non-NEMA 20A
Wiring type	Back wire	Back wire	Back wire
Testing & code compliance	<ul style="list-style-type: none"> cULus Listed to UL498, file no. E3663, except L10-30: UL Listed; L2120_F & L2130_F series not listed L8-30 cUL Listed to C22.2, no. 42, file no. E3663 NOM certified, except L8-30, L10-30, L22-30, L2120_F series 	<ul style="list-style-type: none"> cULus Listed to UL498 and C22.2, no. 42-10, UL file E15012 Fed Spec WC-596H for 25-30 and 26-30 	<ul style="list-style-type: none"> cULus Listed to UL498 and C22.2, no. 42-10, UL file E15012 Fed Spec WC-596H for 25-30 and 26-30
Environmental specifications	Flammability: Meets UL94 requirements; V2 rated Temperature rating: -40°C to 60°C (-40°F to 140°F), (except flat cable: -40°C to 75°C (-40°F to 167°F))	Flammability: Meets UL94 requirements; V2 rated Temperature rating: -40°C to 60°C (-40°F to 140°F)	Flammability: Meets UL94 requirements; V2 rated Temperature rating: -40°C to 60°C (-40°F to 140°F), (except L24-20, -40°C to 75°C (-40°F to 167°F))
Electrical specifications	Dielectric voltage: Twice the device rating + 1000V per UL498 Current interrupting: Yes, at full-rated current Temperature rise: Max. 30°C (86°F) 50 cycles of overload at 150% of rated current (DC)	Dielectric voltage: Twice the device rating + 1000V per UL498 Current interrupting: Yes, at full-rated current Temperature rise: Max. 30°C (86°F) 50 cycles of overload at 150% of rated current (DC)	Dielectric voltage: Twice the device rating + 1000V per UL498 Current interrupting: Yes, at full-rated current Temperature rise: Max. 30°C (86°F) 50 cycles of overload at 150% of rated current (DC)
Mechanical specifications	Terminal accommodation: #16 - #8 AWG Voltage ratings: Permanently marked on device	Terminal accommodation: #18 - #8 AWG Voltage ratings: Permanently marked on device	Terminal accommodation: #16 - #8 AWG (except L24-20 #18 - #8) Voltage ratings: Permanently marked on device
Material specifications	Outer shell: Nylon Interior body: Nylon Terminal retainer: Polycarbonate Blades: Brass Line contacts: Brass, tin plated Terminal clamps: Steel, tin plated Terminal screws: #10-32 brass, zinc plated (neutral screw) Ground screw: #10-32 brass Assembly screws: Steel, nickel plated Cord clamp: Nylon Cord clamp screws: Steel, nickel plated Gasket/dust shield: EPDM	Outer shell: Nylon Interior body: Nylon Terminal retainer: Polycarbonate Blades: Brass Line contacts: Brass Terminal clamps: Steel Terminal screws: #10-32 brass, zinc plated (neutral screw) Ground screw: #10-32 brass Assembly screws: Steel, nickel plated Cord clamp: Nylon Cord clamp screws: Steel, zinc plated Gasket/dust shield: EPDM	Outer shell: Nylon Interior body: Nylon Terminal retainer: Polycarbonate Blades: Brass Line contacts: Brass Terminal clamps: Steel Terminal screws: #8-32 brass zinc plated (neutral screw), (except L24-20 brass) Ground screw: #8-32 brass plated (green) Assembly screws: Steel, nickel plated Cord clamp: Nylon Cord clamp screws: Steel, nickel plated Gasket/dust shield: Neoprene

	15A Single & duplex receptacles NEMA L5-15, L6-15, L7-15, Non-NEMA 15/10A	15A Single & duplex receptacles NEMA L1-15	15A Isolated ground receptacles NEMA L5-15, L6-15	20A Single receptacle NEMA L2-20, L24-20
Wiring type	Back & side wire	Back & side wire	Back & side wire	Back & side wire
Testing & code compliance	<ul style="list-style-type: none"> Listed to UL498, file no. 2369 UL verified to Fed Spec WC-596G, except CWL515R Non NEMA: UL recognized component, file no. E2369 CSA certified to C22.2, no. 42 	<ul style="list-style-type: none"> UL recognized component, file no. E2369 	<ul style="list-style-type: none"> Listed to UL498, file no. 2369 CSA certified to C22.2, no. 42, except IGL615R 	<ul style="list-style-type: none"> Listed to UL498, file no. E2369
Environmental specifications	Flammability: Meets UL94 requirements; V0 rated Temperature rating: -40°C to 115°C (-40°F to 239°F)	Flammability: Meets UL94 requirements; V0 rated Temperature rating: -40°C to 105°C (-40°F to 221°F)	Flammability: Meets UL94 requirements; V0 rated Temperature rating: -40°C to 115°C (-40°F to 239°F)	Flammability: Meets UL94 requirements; V0 rated, (except L24-20; V2 rated) Temperature rating: -40°C to 105°C (-40°F to 221°F), (except L24-20, -40°C to 115°C (-40°F to 239°F))
Electrical specifications	Dielectric voltage: <300V: 2000V, 301-600V: 3000V per UL498 Current interrupting: Yes, at full-rated current Temperature rise: Max. 30°C (86°F) after 250 cycles of overload @ 200% of rated current (DC), (except Non-NEMA 15/10A, Max. 30°C (86°F) after 50 cycles of overload @ 150% of rated current (DC)	Dielectric voltage: <300V: 2000V, 301-600V: 3000V per UL498 Current interrupting: Yes, at full-rated current Temperature rise: Max. 30°C (86°F) after 50 cycles of overload @ 150% of rated current (DC)	Dielectric voltage: <300V: 2000V, 301-600V: 3000V per UL498 Current interrupting: Yes, at full-rated current Temperature rise: Max. 30°C (86°F) after 50 cycles of overload @ 150% of rated current (DC)	Dielectric voltage: <300V: 2000V, 301-600V: 3000V per UL498 Current interrupting: Yes, at full-rated current Temperature rise: Max. 30°C (86°F) after 50 cycles of overload @ 150% of rated current (DC)
Mechanical specifications	Terminal accommodation: #14 - #10 AWG Voltage ratings: Permanently marked on device	Terminal accommodation: #14 - #10 AWG Voltage ratings: Permanently marked on device	Terminal accommodation: #14 - #10 AWG Voltage ratings: Permanently marked on device	Terminal accommodation: #14 - #10 AWG Voltage ratings: Permanently marked on device
Material specifications	Face: Glass-filled nylon Base: Glass-filled nylon Mounting strap: 0.050" thick pre-plated steel Auto ground clip: N/A Line contacts: 0.036" thick brass Terminal screws: #8-32 brass screws, nickel plated Ground screw: #8-32 brass screw (green) Mounting screws: Steel, zinc plated	Face: Glass-filled nylon Base: Glass-filled nylon Mounting strap: 0.050" thick pre-plated steel Auto ground clip: Yes Line contacts: 0.036" thick brass Terminal screws: #8-32 brass Ground screw: N/A Mounting screws: Steel, zinc plated	Face: Glass-filled nylon Base: Glass-filled nylon Mounting strap: 0.050" thick pre-plated steel Auto ground clip: Yes Line contacts: 0.036" thick brass Terminal screws: #8-32 brass screws, nickel plated Ground screw: #8-32 brass screw (green) Mounting screws: Steel, zinc plated	Face: Glass-filled nylon Base: Glass-filled nylon Mounting strap: 0.050" thick steel, zinc plated (except L24-20, brass) Auto ground clip: Yes Line contacts: 0.036" thick brass, bronze (except L24-20, brass) Terminal screws: #8-32 brass, tin plated (except L24-20, brass) Ground screw: N/A (except L24-20, brass) Mounting screws: Steel, zinc plated

Compliances, specifications and availability are subject to change without notice.

Arrow Hart industrial grade locking devices specification & performance data

	20A Single receptacles NEMA L5-20, L6-20, L7-20, L8-20, L9-20, L10-20, L11-20, L12-20, L14-20, L15-20, L16-20, L18-20, L19-20, L20-20, L21-20, L22-20, L23-20, Non-NEMA 20A	30A Single receptacles NEMA L5-30, L6-30, L7-30, L8-30, L9-30, L10-30, L11-30, L12-30, L13-30, L14-30, L15-30, L16-30, L17-30, L18-30, L19-30, L20-30, L21-30, L22-30, L23-30, L25-30, L26-30 Non-NEMA 30A	20 & 30A Isolated ground single receptacles NEMA L5-20, L6-20, L7-20, L8-20, L5-30, L6-30, L7-30, L8-30, L14-20, L15-20, L16-20, L14-30, L15-30, L16-30, L21-20, L22-20, L23-20, L21-30, L22-30, L23-30, L25-30, L26-30
Wiring type	Back & side wire	Back & side wire	Back & side wire
Testing & code compliance	<ul style="list-style-type: none"> Listed to UL498, file no. E2369 NEMA L5-20, L6-20, L7-20, L10-20, L14-20, L15-20, L18-20 & L21-20 also UL verified to Fed Spec WC-596G CSA certified to C22.2, no.42 except 7310B, NEMA L11-20, L12-20, 7410B, L18-20, L19-20, L20-20 NEMA L11-20, L14-20, L15-20, L18-20, L21-20, L22-20 also NOM certified 	<ul style="list-style-type: none"> Listed to UL498, file no. E2369 NEMA L5-30, L6-30, L7-30, L14-30, L15-30, L20-30, L21-30, L23-30 also UL verified to Fed Spec WC-596G CSA certified to C22.2, no. 42 except NEMA L11-20, L12-20, AH3330-2, L10-30, L11-30, L12-30, L13-30, AH3430, L18-30, L19-30, L20-30 NEMA L5-30, L10-30, L11-30, L14-30, L15-30, L18-30 also NOM certified 	<ul style="list-style-type: none"> Listed to UL498, file no. E2369 CSA certified to C22.2, no. 42 except NEMA L5-30 NOM certified, except for L7-20, L8-20, L6-30, L7-30, L8-30, L16-20, L21-30, L22-30, L23-30
Environmental specifications	Flammability: Meets UL94 requirements; V0 rated Temperature rating: -40°C to 60°C (-40°F to 140°F)	Flammability: Meets UL94 requirements; V0 rated Temperature rating: -40°C to 60°C (-40°F to 140°F)	Flammability: Meets UL94 requirements; V0 rated Temperature rating: -40°C to 70°C (-40°F to 158°F)
Electrical specifications	Dielectric voltage: ≤300V: 2000V, 301-600V: 3000V per UL498 Current interrupting: Yes, at full-rated current Temperature rise: Max. 30°C (86°F) after 250 cycles of overload @ 200% of rated current (DC)	Dielectric voltage: ≤300V: 2000V, 301-600V: 3000V per UL498 Current interrupting: Yes, at full-rated current Temperature rise: Max. 30°C (86°F) after 250 cycles of overload @ 200% of rated current (DC)	Dielectric voltage: ≤300V: 2000V, 301-600V: 3000V per UL498 Current interrupting: Yes, at full-rated current Temperature rise: Max. 30°C (86°F) after 50 cycles of overload @ 150% of rated current (DC)
Mechanical specifications	Terminal accommodation: #14 - #8 AWG Voltage ratings: Permanently marked on device	Terminal accommodation: #14 - #8 AWG Voltage ratings: Permanently marked on device	Terminal accommodation: #14 - #8 AWG Voltage ratings: Permanently marked on device
Material specifications	Face: Glass-filled nylon Base: Glass-filled nylon Mounting strap: 0.050" thick steel, zinc plated Line contacts: 0.041" thick brass Terminal screws: #10-32 brass, nickel plated (neutral screw) Ground screw: #10-32 brass (green) Terminal Clamps/Plates: 0.041" thick brass Ground Contacts: 0.041" thick brass Back Plate: 0.041" thick brass, nickel plated Mounting screws: Steel, zinc plated	Face: Glass-filled nylon Base: Glass-filled nylon Mounting strap: 0.050" thick steel, zinc plated Line contacts: 0.041" thick brass Terminal screws: #10-32 brass, nickel plated (neutral screw) Ground screw: #10-32 brass (green) Terminal Clamps/Plates: 0.041" thick brass Ground Contacts: 0.041" thick brass Back Plate: 0.041" thick brass, nickel plated Mounting screws: Steel, zinc plated	Face: Glass-filled nylon Base: Glass-filled nylon Mounting strap: 0.050" thick steel, zinc plated Line contacts: 0.041" thick brass Terminal screws: #10-32 brass, nickel plated (neutral screw) Ground screw: #10-32 brass (green) Terminal Clamps/Plates: 0.041" thick brass Ground Contacts: 0.041" thick brass Back Plate: 0.041" thick brass, nickel plated Mounting screws: Steel, zinc plated
	15A Flanged inlets & outlets NEMA L5-15, L6-15, L7-15	15 & 20A Flanged inlets & outlets NEMA L1-15, L2-20	20 & 30A Flanged inlets & outlets NEMA L5-20, L6-20, L8-30, L11-20, L14-30, L14-30, L21-30, L21-30
Wiring type	Back wire	Side wire	Back wire
Testing & code compliance	<ul style="list-style-type: none"> Listed to UL498, file no. E2369 CWL615FI, CWL715FI also cUL listed to UL498, file no. E3663 CWL615FI also UL verified to Fed Spec WC-596/102-1 CSA certified to C22.2, no.42 except CWL515FO 	<ul style="list-style-type: none"> Listed to UL498, file no. E2369 	<ul style="list-style-type: none"> AHL520FI, AHL520FO, AHL1430FO, AHL2130FI listed to UL498, file no. E2369; AHL1430FI, AHL2130FO is file no. E3663 AHL620FI, AHL830FI, AHL1120FO cUL Listed to UL498, file no. E3663 AHL520FO, AHL1430FI, AHL2130FI, AHL2130FO also CSA certified to C22.2, no. 42 AHL830FI, AHL1120FO, AHL1430FO CSA certified to C22.2, no. 42 AHL1430FI, AHL1430FO, AHL2130FI, AHL2130FO NOM certified
Environmental specifications	Flammability: Meets UL94 requirements; V2 rated Temperature rating: -40°C to 75°C (-40°F to 167°F)	Flammability: Meets UL94 requirements; V0 rated Temperature rating: -40°C to 105°C (-40°F to 221°F)	Flammability: Meets UL94 requirements; V2 rated Temperature rating: -40°C to 60°C (-40°F to 140°F)
Electrical specifications	Dielectric voltage: ≤300V: 2000V, 301-600V: 3000V per UL498 Current interrupting: Yes, at full-rated current Temperature rise: Flanged outlets: max. 30°C (86°F) after 50 cycles of overload @ 150% of rated current (DC); flanged inlets; max. 30°C (86°F) @ maximum rated current (DC)	Dielectric voltage: ≤300V: 2000V, 301-600V: 3000V per UL498 Current interrupting: Yes, at full-rated current Temperature rise: Flanged outlets: max. 30°C (86°F) after 50 cycles of overload @ 150% of rated current (DC); flanged inlets; max. 30°C (86°F) @ maximum rated current (DC)	Dielectric voltage: ≤300V: 2000V, 301-600V: 3000V per UL498 Current interrupting: Yes, at full-rated current Temperature rise: Flanged outlets: max. 30°C (86°F) after 50 cycles of overload @ 150% of rated current (DC); flanged inlets; max. 30°C (86°F) @ maximum rated current (DC)
Mechanical specifications	Terminal accommodation: #14 - #10 AWG Voltage ratings: Permanently marked on device	Terminal accommodation: #14 - #8 AWG (L2-20 #14 - #10 AWG) Voltage ratings: Permanently marked on device	Terminal accommodation: #14 - #8 AWG Voltage ratings: Permanently marked on device
Material-specifications	Outer shell: Nylon Interior body: Nylon Terminal retainer: Polycarbonate Blades: 0.062" thick brass Line contacts: 0.031" thick brass Terminal clamps: Steel Terminal screws: #8-32 brass Ground screw: #8-32 brass (green) Assembly screws: Steel, zinc plated Mounting screws: Steel, zinc plated	Outer shell: Plated brass Interior body: GF Nylon (L1-15FI, Phenolic) Terminal retainer: N/A Blades: 0.062" thick brass Line contacts: 0.031" thick brass (L1-15, 0.032" thick bronze) Terminal clamps: N/A Terminal screws: #6-32 brass Ground screw: #8-32 brass (green) Assembly screws: Steel, zinc plated Mounting screws: Steel, zinc plated	Outer shell: Nylon Interior body: Nylon Terminal retainer: Polycarbonate Blades: 0.062" thick brass Line contacts: 0.031" thick brass Terminal clamps: Steel Terminal screws: #10-32 brass, nickel plated (neutral screw) Ground screw: #10-32 brass (green) Assembly screws: Steel, zinc plated Mounting screws: Steel, zinc plated

Compliances, specifications and availability are subject to change without notice.

Arrow Hart industrial grade locking devices specification & performance data

	20 & 30A Flanged inlets NEMA L7-20, L8-20, L5-30, L6-30, L7-30, L10-20, L11-20, L10-30, L11-30, L14-20, L15-20, L16-20, L15-30, L16-30, L17-30, L18-20, L19-20, L20-20, L18-30, L19-30, L20-30, L21-20, L22-20, L23-20, L22-30, L23-30, Non-NEMA 20 & 30A, Non-NEMA 20/10A	20 & 30A Flanged outlets NEMA L8-20, L6-30, L7-30, L8-30, L10-20, L14-20, L15-20, L16-20, L15-30, L16-30, L17-30, L21-20, L22-20, L23-20, L22-30, L23-30	20 & 30A Flanged outlets NEMA L6-20, L7-20, L5-30, L10-30, L11-30, L18-20, L19-20, L20-20, L18-30, L19-30, L20-30, Non-NEMA 20 & 30A, Non-NEMA 20/10A
Wiring type	Back wire	Back wire	Back wire
Testing & code compliance	<ul style="list-style-type: none"> Listed to UL498 file no. E3663 cUL Listed to UL498, file no. E3663 	<ul style="list-style-type: none"> Listed to UL498 file no. E2369 CSA certified to C22.2, no. 42 	<ul style="list-style-type: none"> Listed to UL498 file no. E2369 CSA certified to C22.2, no. 42
Environmental specifications	Flammability: Meets UL94 requirements; V2 rated Temperature rating: -40°C to 60°C (-40°F to 140°F)	Flammability: Meets UL94 requirements; V2 rated Temperature rating: -40°C to 60°C (-40°F to 140°F)	Flammability: Meets UL94 requirements; V2 rated Temperature rating: -40°C to 60°C (-40°F to 140°F)
Electrical specifications	Dielectric voltage: ≤300V: 2000V, 301-600V: 3000V per UL498 Current interrupting: Yes, at full-rated current Temperature rise: Max. 30°C (86°F) @ maximum rated current (DC)	Dielectric voltage: ≤300V: 2000V, 301-600V: 3000V per UL498 Current interrupting: Yes, at full-rated current Temperature rise: Max. 30°C (86°F) after 50 cycles of overload @ 150% of rated current (DC)	Dielectric voltage: ≤300V: 2000V, 301-600V: 3000V per UL498 Current interrupting: Yes, at full-rated current Temperature rise: Max. 30°C (86°F) after 50 cycles of overload @ 150% of rated current (DC)
Mechanical specifications	Terminal accommodation: #14 - #8 AWG Voltage ratings: Permanently marked on device	Terminal accommodation: #14 - #8 AWG Voltage ratings: Permanently marked on device	Terminal accommodation: #14 - #8 AWG Voltage ratings: Permanently marked on device
Material specifications	Outer shell: Nylon Interior body: Nylon Terminal retainer: Polycarbonate Blades: 0.062" thick brass Line contacts: N/A Terminal clamps: Steel Terminal screws: #10-32 brass, nickel plated (neutral screw) Ground screw: #10-32 brass plated (green) Assembly screws: Steel, zinc plated Mounting screws: Steel, zinc plated	Outer shell: Nylon Interior body: Nylon Terminal retainer: Polycarbonate Blades: N/A Line contacts: 0.031" thick brass Terminal clamps: Steel Terminal screws: #10-32 brass, nickel plated (neutral screw) Ground screw: #10-32 brass plated (green) Assembly screws: Steel, zinc plated Mounting screws: Steel, zinc plated	Outer shell: Nylon Interior body: Nylon Terminal retainer: Polycarbonate Blades: N/A Line contacts: 0.031" thick brass Terminal clamps: Steel Terminal screws: #10-32 brass, nickel plated (neutral screw) Ground screw: #10-32 brass plated (green) Assembly screws: Steel, zinc plated Mounting screws: Steel, zinc plated

Compliances, specifications and availability are subject to change without notice.

Arrow Hart straight blade & locking devices certifications & compliances

Straight blade devices

Catalog no.	cULus	UL	CSA	FUS	NOM	NAFTA	ROHS
AH5246	•			•	•		•
AH5266	•			•			•
AH5266A	•			•			•
AH5266BK	•			•			•
AH5269	•			•			•
AH5269BK	•			•			•
AH5278	•				•		•
AH5278C	•			•			•
AH5279C		•	•			•	•
AH5364BK	•			•			•
AH5364Y	•			•			•
AH5366	•			•			•
AH5369	•			•			•
AH5369BK	•			•			•
AH5369Y	•			•			•
AH5464BK	•			•			•
AH5464Y	•			•			•
AH5466	•			•		•	•
AH5469	•			•		•	•
AH5469BK	•			•			•
AH5469Y	•			•			•
AH5666	•			•		•	•
AH5666BK	•			•			•
AH5666Y	•			•			•
AH5669	•			•		•	•
AH5669BK	•			•			•
AH5669Y	•			•			•
AH5678C	•			•		•	•
AH5679C		•				•	•
AH5778C	•			•		•	•
AH5779C		•				•	•
AH5878C	•			•		•	•
AH5879C		•				•	•
AH5965BK	•			•			•
AH5965Y	•			•			•
AH5969BK	•			•			•
AH5969Y	•			•			•
AH8115W	•			•			•
AH8119W	•			•			•
AH8215HG	•			•		•	•
AH8215HGA	•			•		•	•
AH8215HGAC	•			•		•	•
AH8215HGC	•			•		•	•
AH8219HG	•			•		•	•
AH8219HGC	•			•		•	•
AH8225HGA	•			•			•
AH8225HGAC	•			•			•
AH8315HG	•			•		•	•
AH8315HGA	•			•		•	•
AH8315HGAC	•			•		•	•
AH8319HG	•			•		•	•
AH8325HG	•			•			•
AH8325HGAC	•			•			•

Locking devices

Catalog no.	cULus	UL	CSA	FUS	RU	cRUus	NOM	NAFTA	ROHS
4700		•	•	•					•
4750		•	•	•					•
4755						•			•
4767						•			•
4767AN						•			•
5792		•	•						•
6580		•	•	•					•
7310B		•							•
7314C	•								•
7327N	•								•
7328N		•							•
7408N	•								•
7409N		•							•
7410B		•							•
7411C	•						•		•
7413C	•								•
7506	•								•
7540		•							•
7546	•								•
7548	•								•
7580					•				•
7582					•				•
9965C	•								•
AH3330-2		•							•
AH3331N	•								•
AH3333N	•								•
AH3336N	•								•
AH3337N	•								•
AH3430		•							•
AH3431N	•								•
AH3433N	•								•
AH3434N	•								•
AH3436N	•								•
AH3521BK	•								•
AH3523BK	•								•
AH3524BK	•								•
AH3525BK		•							•
AHL1020C	•								•
AHL1020FI	•								•
AHL1020FO		•	•						•
AHL1020P	•								•
AHL1020R		•			•			•	•
AHL1030C	•								•
AHL1030FI	•								•
AHL1030FO	•	•	•						•
AHL1030P	•								•
AHL1030R		•						•	•
AHL1120C	•							•	•
AHL1120FI	•								•
AHL1120FO		•							•
AHL1120P	•								•
AHL1120R		•						•	•
AHL1130C	•								•

KEY: cULus UL CSA Fed Spec RU cRUus NOM NAFTA ROHS

Parts are manufactured and designed in accordance with article 4 of the European Union's RoHS2 directive 2011/65/EU

Compliances, specifications and availability are subject to change without notice.

Arrow Hart locking devices certifications & compliances

Locking devices

Catalog no.	cULus	UL	CSA	FUS	RU	cRUus	NOM	NAFTA	ROHS
AHL1130FI	•							•	•
AHL1130FO		•							•
AHL1130P	•								•
AHL1130R		•					•	•	•
AHL1420C	•							•	•
AHL1420CBK	•								•
AHL1420FI	•							•	•
AHL1420FIBK	•							•	•
AHL1420FO		•	•					•	•
AHL1420FOBK		•	•						•
AHL1420P	•							•	•
AHL1420PBK	•								•
AHL1420R		•	•	•				•	•
AHL1430C	•							•	•
AHL1430FI	•							•	•
AHL1430FO		•	•					•	•
AHL1430P	•							•	•
AHL1430R		•	•	•				•	•
AHL1520C	•							•	•
AHL1520CBK	•							•	•
AHL1520FI	•							•	•
AHL1520FO		•	•					•	•
AHL1520P	•							•	•
AHL1520PBK	•							•	•
AHL1520R		•	•	•				•	•
AHL1530C	•							•	•
AHL1530FI	•							•	•
AHL1530FO		•	•					•	•
AHL1530P	•							•	•
AHL1530R		•	•	•				•	•
AHL1620C	•							•	•
AHL1620CBK	•							•	•
AHL1620FI	•							•	•
AHL1620FO		•	•					•	•
AHL1620P	•							•	•
AHL1620PBK	•							•	•
AHL1620R		•	•					•	•
AHL1630C	•							•	•
AHL1630FI	•							•	•
AHL1630FO		•	•					•	•
AHL1630P	•							•	•
AHL1630R		•	•					•	•
AHL1730C	•							•	•
AHL1730FI	•							•	•
AHL1730FO		•	•					•	•
AHL1730P	•							•	•
AHL1730R		•	•					•	•
AHL1820C	•					•	•	•	•
AHL1820FI	•					•	•	•	•
AHL1820FO		•						•	•
AHL1820P	•					•	•	•	•
AHL1820R		•	•			•	•	•	•
AHL1830C	•					•	•	•	•

KEY: cULus UL CSA Fed Spec RU cRUus NOM NAFTA ROHS

Parts are manufactured and designed in accordance with article 4 of the European Union's RoHS2 directive 2011/65/EU

Locking devices

Catalog no.	cULus	UL	CSA	FUS	RU	cRUus	NOM	NAFTA	ROHS
AHL1830P	•							•	•
AHL1830R		•						•	•
AHL1920C	•							•	•
AHL1920FI	•							•	•
AHL1920FO		•						•	•
AHL1920P	•							•	•
AHL1920R		•						•	•
AHL2020C	•							•	•
AHL2020FI	•							•	•
AHL2020FO		•						•	•
AHL2020P	•							•	•
AHL2020R		•						•	•
AHL2120C	•							•	•
AHL2120CBK	•							•	•
AHL2120CF								•	•
AHL2120FI	•							•	•
AHL2120FO		•	•					•	•
AHL2120P	•							•	•
AHL2120PBK	•							•	•
AHL2120PF								•	•
AHL2120R		•	•	•				•	•
AHL2130C	•							•	•
AHL2130CF								•	•
AHL2130FI	•							•	•
AHL2130FO		•	•					•	•
AHL2130P	•							•	•
AHL2130PF								•	•
AHL2130R		•		•				•	•
AHL2220C	•							•	•
AHL2220FI	•							•	•
AHL2220FO		•	•					•	•
AHL2220P	•							•	•
AHL2220R		•	•					•	•
AHL2320C	•							•	•
AHL2320FI	•							•	•
AHL2320FO		•	•					•	•
AHL2320P	•							•	•
AHL2320R		•	•					•	•
AHL2530P	•							•	•
AHL2530C	•							•	•
AHL2530R	•							•	•
AHL2630P	•							•	•
AHL2630C	•							•	•
AHL2630R	•							•	•
AHL520C	•							•	•
AHL520CBK	•							•	•
AHL520FI	•							•	•
AHL520FO		•	•					•	•
AHL520P	•							•	•
AHL520PBK	•							•	•
AHL520R		•	•	•				•	•
AHL530C	•							•	•
AHL530P	•							•	•

KEY: cULus UL CSA Fed Spec RU cRUus NOM NAFTA ROHS

Compliances, specifications and availability are subject to change without notice.

Arrow Hart locking devices certifications & compliances

Locking devices

Catalog no.	cULus	UL	CSA	FUS	RU	cRUus	NOM	NAFTA	ROHS
AHL530R		•	•	•				•	•
AHL620C	•							•	•
AHL620FI	•							•	•
AHL620FO		•	•					•	•
AHL620P	•							•	•
AHL620R		•	•	•			•	•	•
AHL630C	•							•	•
AHL630FI	•							•	•
AHL630FO		•	•					•	•
AHL630P	•							•	•
AHL630R		•	•	•				•	•
AHL720C	•							•	•
AHL720FI	•							•	•
AHL720FO		•	•					•	•
AHL720P	•							•	•
AHL720R		•	•	•				•	•
AHL730C	•							•	•
AHL730FI	•							•	•
AHL730FO		•	•					•	•
AHL730P	•							•	•
AHL730R		•	•	•				•	•
AHL820C	•							•	•
AHL820FI	•							•	•
AHL820FO		•	•					•	•
AHL820P	•							•	•
AHL820R		•	•					•	•
AHL830C	•							•	•
AHL830FI	•							•	•
AHL830FO		•	•					•	•
AHL830P	•							•	•
AHL830R		•	•					•	•
CWL115FI	•							•	•
CWL115FO		•						•	•
CWL115R		•						•	•
CWL1220C	•							•	•
CWL1220FI	•							•	•
CWL1220FO		•	•					•	•
CWL1220P	•							•	•
CWL1220R		•						•	•
CWL1230C	•		•					•	•
CWL1230FI	•		•					•	•
CWL1230FO		•						•	•
CWL1230P	•		•					•	•
CWL1230R		•						•	•
CWL1330C	•		•					•	•
CWL1330FI	•		•					•	•
CWL1330FO		•						•	•
CWL1330P	•		•					•	•
CWL1330R		•						•	•
CWL1830FI	•							•	•
CWL1830FO		•						•	•
CWL220C	•						•	•	•
CWL220FO		•						•	•

Locking devices

Catalog no.	cULus	UL	CSA	FUS	RU	cRUus	NOM	NAFTA	ROHS
CWL220P	•							•	•
CWL220R		•						•	•
CWL515FI	•							•	•
CWL515FO		•	•					•	•
CWL515R		•	•	•				•	•
CWL530FI	•							•	•
CWL530FO		•	•					•	•
CWL615C	•							•	•
CWL615FI	•							•	•
CWL615FO		•	•					•	•
CWL615P	•							•	•
CWL615R		•	•	•				•	•
CWL715C	•							•	•
CWL715FI	•							•	•
CWL715FO		•	•					•	•
CWL715P	•							•	•
CWL715R		•	•	•				•	•
CWL920C		•	•					•	•
CWL920FI		•	•					•	•
CWL920FO		•	•					•	•
CWL920P		•	•					•	•
CWL920R		•	•					•	•
CWL930C	•							•	•
CWL930FI	•							•	•
CWL930FO		•						•	•
CWL930P	•							•	•
CWL930R		•	•					•	•
IG4700		•	•					•	•
IGL515R		•	•					•	•
IGL520R		•	•					•	•
IGL530P	•							•	•
IGL530R		•	•					•	•
IGL615R		•	•	•				•	•
IGL620R		•	•	•				•	•
IGL630R		•	•					•	•
IGL720R		•	•	•				•	•
IGL730R		•	•					•	•
IGL820R		•	•					•	•
IGL830R		•	•					•	•
IGL1420R		•	•					•	•
IGL1430R		•	•					•	•
IGL1520R		•	•	•				•	•
IGL1530R		•	•					•	•
IGL1620R		•	•					•	•
IGL2120R		•	•					•	•
IGL2130R		•	•					•	•
IGL2530R	•							•	•
IGL2630R	•							•	•
L2420P	•							•	•
L2420R			•					•	•

KEY: cULus UL CSA Fed Spec RU cRUus NOM NAFTA ROHS

Parts are manufactured and designed in accordance with article 4 of the European Union's RoHS2 directive 2011/65/EU

Compliances, specifications and availability are subject to change without notice.

Visit our website:
www.Eaton.com/arrowhart

Electrical Sector
203 Cooper Circle
Peachtree City, GA 30269
United States
Eaton.com
Eaton.com/arrowhart

Electrical Sector
Canada Operations
5925 McLaughlin Road
Mississauga, Ontario, L5R 1B8
Canada
EatonCanada.ca
Eaton.com/arrowhart

Electrical Sector
Mexico Operations
Carr. Tlalnepantla -
Cuautitlan Km 178 s/n
Col. Villa Jardin esq.
Cerrada 8 de Mayo
Cuautitlan, Mexico CP 54800
Mexico
Eaton.mx
Eaton.com/arrowhart

Eaton
1000 Eaton Boulevard
Cleveland, OH 44122
United States
Eaton.com

© 2016 Eaton
All Rights Reserved
Printed in USA
Publication No. BR630005EN
April 2016

Eaton is a registered trademark.
All other trademarks are property
of their respective owners.



Powering Business Worldwide






















Eaton's Arrow Hart
Industrial grade straight blade & locking devices

Arrow Hart

EATON


































Powering Business Worldwide

Arrow Hart quick reference guide

Pole-Wire	Amp.	V/AC	NEMA		Page	Grip style	Plug	Connector	Single Receptacle	Duplex Receptacle	Flanged Inlet	Flanged Outlet			
2P-2W	15	125	L1-15		9	Safety	7546	7506	CWL115R	7540	CWL115FI	CWL115FO			
	20	125	L2-20		10	Safety	CWL220P	CWL220C	CWL220R			CWL220FO			
2P-3W	15	125	5-15		6, 7	Ultra	AH5266 AH5266BK AH8215HG	AH5269 AH5269BK AH8219HG				AH5278 AH5278C	AH5246 AH5279C		
					6, 7	Safety	AH5266A AH8215HGA AH8215HGAC AH8215HGC	AH8219HGC							
					7	Quick	AH5965BK AH5965Y AH8115W	AH5969BK AH5969Y AH8119W							
	125	L5-15		9	Safety	CWL515P CWL515PAN	CWL515C CWL515CAN	CWL515R IGL515R	4700 5792 IG4700		CWL515FI	CWL515FO			
	250	6-15		7	Ultra	AH5666	AH5669					AH5678C	AH5679C		
				6	Safety	AH8225HGA AH8225HGAC									
				7	Quick	AH5666BK AH5666Y	AH5669BK AH5669Y								
	250	L6-15		9	Safety	CWL615P	CWL615C	CWL615R IGL615R	6580		CWL615FI	CWL615FO			
	277	L7-15		9	Safety	CWL715P	CWL715C	CWL715R	4750		CWL715FI	CWL715FO			
	20	125	5-20		6, 7	Ultra	AH5366 AH8315HG	AH5369 AH8319HG					AH5778C	AH5779C	
					6	Safety	AH8315HGA AH8315HGAC								
					7	Quick	AH5364BK AH5364Y	AH5369BK AH5369Y							
		125	L5-20		10	Ultra	AHL520P AHL520PBK	AHL520C AHL520CBK	AHL520R IGL520R			AHL520FI	AHL520FO		
		250	6-20		7	Ultra	AH5466	AH5469					AH5878C	AH5879C	
					6	Safety	AH8325HG AH8325HGAC								
					7	Quick	AH5464BK AH5464Y	AH5469BK AH5469Y							
		250	L6-20		10	Ultra	AHL620P	AHL620C	AHL620R IGL620R			AHL620FI	AHL620FO		
		277	L7-20		10	Ultra	AHL720P	AHL720C	AHL720R IGL720R			AHL720FI	AHL720FO		
		347	L24-20		10	Safety	L2420P		L2420R						
	480	L8-20		10	Ultra	AHL820P	AHL820C	AHL820R IGL820R			AHL820FI	AHL820FO			
	600	L9-20		11	Auto	CWL920P	CWL920C	CWL920R			CWL920FI	CWL920FO			
	30	125	L5-30		12	Ultra	AHL530P AHIGL530P	AHL530C	AHL530R IGL530R			AHL530FI	AHL530FO		
240		L25-30		12	Ultra	AHL2530P	AHL2530C	AHL2530R IGL2530R							
250		L6-30		13	Ultra	AHL630P	AHL630C	AHL630R IGL630R			AHL630FI	AHL630FO			
277		L7-30		13	Ultra	AHL730P	AHL730C	AHL730R IGL730R			AHL730FI	AHL730FO			
480		L8-30		13	Ultra	AHL830P	AHL830C	AHL830R IGL830R			AHL830FI	AHL830FO			
600		L9-30		13	Auto	CWL930P	CWL930C	CWL930R			CWL930FI	CWL930FO			

Compliances, specifications and availability are subject to change without notice.

Arrow Hart quick reference guide

Pole-Wire	Amp.	V/AC	NEMA		Page	Grip style	Plug	Connector	Single Receptacle	Duplex Receptacle	Flanged Inlet	Flanged Outlet	
3P-3W	15/10	125/250	Non-NEMA Locking		9	Safety	4767 4767AN	4755	7582	7580			
	20	125/250	L10-20		11	Ultra	AHL1020P	AHL1020C	AHL1020R		AHL1020FI	AHL1020FO	
			Non-NEMA Locking		12	Safety	9965C	7314C	7310B		7327N	7328N	
		250	L11-20		10	Ultra	AHL1120P	AHL1120C	AHL1120R		AHL1120FI	AHL1120FO	
	480	L12-20		11	Auto	CWL1220P	CWL1220C	CWL1220R		CWL1220FI	CWL1220FO		
	30	125/250	L10-30		14	Ultra	AHL1030P	AHL1030C	AHL1030R		AHL1030FI	AHL1030FO	
			Non-NEMA Locking		14		AH3331N	AH3333N	AH3330-2		AH3337N	AH3336N	
		250	L11-30		13	Ultra	AHL1130P	AHL1130C	AHL1130R		AHL1130FI	AHL1130FO	
		480	L12-30		13	Auto	CWL1230P	CWL1230C	CWL1230R		CWL1230FI	CWL1230FO	
		600	L13-30		14	Auto	CWL1330P	CWL1330C	CWL1330R		CWL1330FI	CWL1330FO	
3P-4W	20	125/250	L14-20		12	Ultra	AHL1420P AHL1420PBK	AHL1420C AHL1420CBK	AHL1420R IGL1420		AHL1420FI AHL1420FIBK	AHL1420FO AHL1420FOBK	
			250	L15-20		10	Ultra	AHL1520P AHL1520PBK	AHL1520C AHL1520CBK	AHL1520R IGL1520		AHL1520FI	AHL1520FO
		480	L16-20		11	Ultra	AHL1620P AHL1620PBK	AHL1620C AHL1620CBK	AHL1620R IGL1620		AHL1620FI	AHL1620FO	
	30	125/250	L14-30		14	Ultra	AHL1430P	AHL1430C	AHL1430R IGL1430		AHL1430FI	AHL1430FO	
			250	L15-30		13	Ultra	AHL1530P	AHL1530C	AHL1530R IGL1530		AHL1530FI	AHL1530FO
		480	L16-30		13	Ultra	AHL1630P	AHL1630C	AHL1630R		AHL1630FI	AHL1630FO	
		600	L17-30		14	Ultra	AHL1730P	AHL1730C	AHL1730R		AHL1730FI	AHL1730FO	
		4P-4W	20	120/208	Non-NEMA Locking		11	Safety	7411C	7413C	7410B		7408N
L18-20					11	Ultra	AHL1820P	AHL1820C	AHL1820R		AHL1820FI	AHL1820FO	
277/480	L19-20					12	Ultra	AHL1920P	AHL1920C	AHL1920R		AHL1920FI	AHL1920FO
347/600	L20-20					12	Ultra	AHL2020P	AHL2020C	AHL2020R		AHL2020FI	AHL2020FO
30	120/208		Non-NEMA Locking		14	Ultra	AH3431N	AH3433N	AH3430		AH3434N	AH3436N	
			L18-30		14	Ultra	AHL1830P	AHL1830C	AHL1830R		AHL1830FI	AHL1830FO	
			277/480	L19-30		15	Ultra	AHL1930P	AHL1930C	AHL1930R		AHL1930FI	AHL1930FO
			347/600	L20-30		15	Ultra	AHL2030P	AHL2030C	AHL2030R		AHL2030FI	AHL2030FO
4P-5W	20	120/208	L21-20		11	Ultra	AHL2120P AHL2120PBK AHL2120PF	AHL2120C AHL2120CBK AHL2120CF	AHL2120R IGL2120		AHL2120FI	AHL2120FO	
			277/480	L22-20		12	Ultra	AHL2220P	AHL2220C	AHL2220R		AHL2220FI	AHL2220FO
	20/10	250/600	Non-NEMA Locking		9	Ultra	AH3521BK	AH3523BK			AH3524BK	AH3525BK	
			347/600	L23-20		12	Ultra	AHL2320P	AHL2320C	AHL2320R		AHL2320FI	AHL2320FO
	30	120/208	L21-30		14	Ultra	AHL2130P AHL2130PF	AHL2130C AHL2130CF	AHL2130R IGL2130		AHL2130FI	AHL2130FO	
			240/415	L26-30		15	Ultra	AHL2630P	AHL2630C	AHL2630R IGL2630R			
		277/480	L22-30		15	Ultra	AHL2230P AHL2230PF	AHL2230C AHL2230CF	AHL2230R IGL2230		AHL2230FI	AHL2230FO	
		347/600	L23-30		15	Ultra	AHL2330P AHL2330PF	AHL2330C AHL2330CF			AHL2330FI	AHL2330FO	

Compliances, specifications and availability are subject to change without notice.



Arrow Hart

Table of contents	Page
Quick reference guide	2-3
Straight blade features & benefits	5
Straight blade devices	6-7
Locking features & benefits	8
Locking devices	9-15
Accessories	16
Straight blade dimensions	17
Locking dimensions	18-19
Straight blade & locking specifications	20-24
Certifications & compliances	25-27

Complete line of wiring devices for industrial & heavy construction environments

Arrow Hart plugs and connectors deliver superior performance in the most demanding environments. From everyday commercial use to heavy-duty industrial applications, Arrow Hart plugs and connectors ensure long lasting, dependable service.

- A variety of grip styles enabling numerous applications
- Easily identified amperage/voltage ratings clearly marked on devices
- Rugged construction to ensure longer service life



Ultra grip

Built with a contemporary flare and oval ergonomic design for a comfortable yet secure feel, ultra grip plug and connectors offer excellent reliability and durability. A dual dovetail design provides superior cord grip retention, and the grommet allows usage across a wide range of cord diameters. Additionally, reversible inserts in the cord grip allow for exceptional clamp force on large diameter cords.



Safety grip

Safety grip plugs and connectors combine durability and fast installation. Featuring dual-range external cord grip, safety grips provides positive cord gripping while limiting strain on conductors. The neoprene gasket seals around the cord for added terminal protection from external elements. The nylon construction is rugged and durable for dependable use.



Quick grip

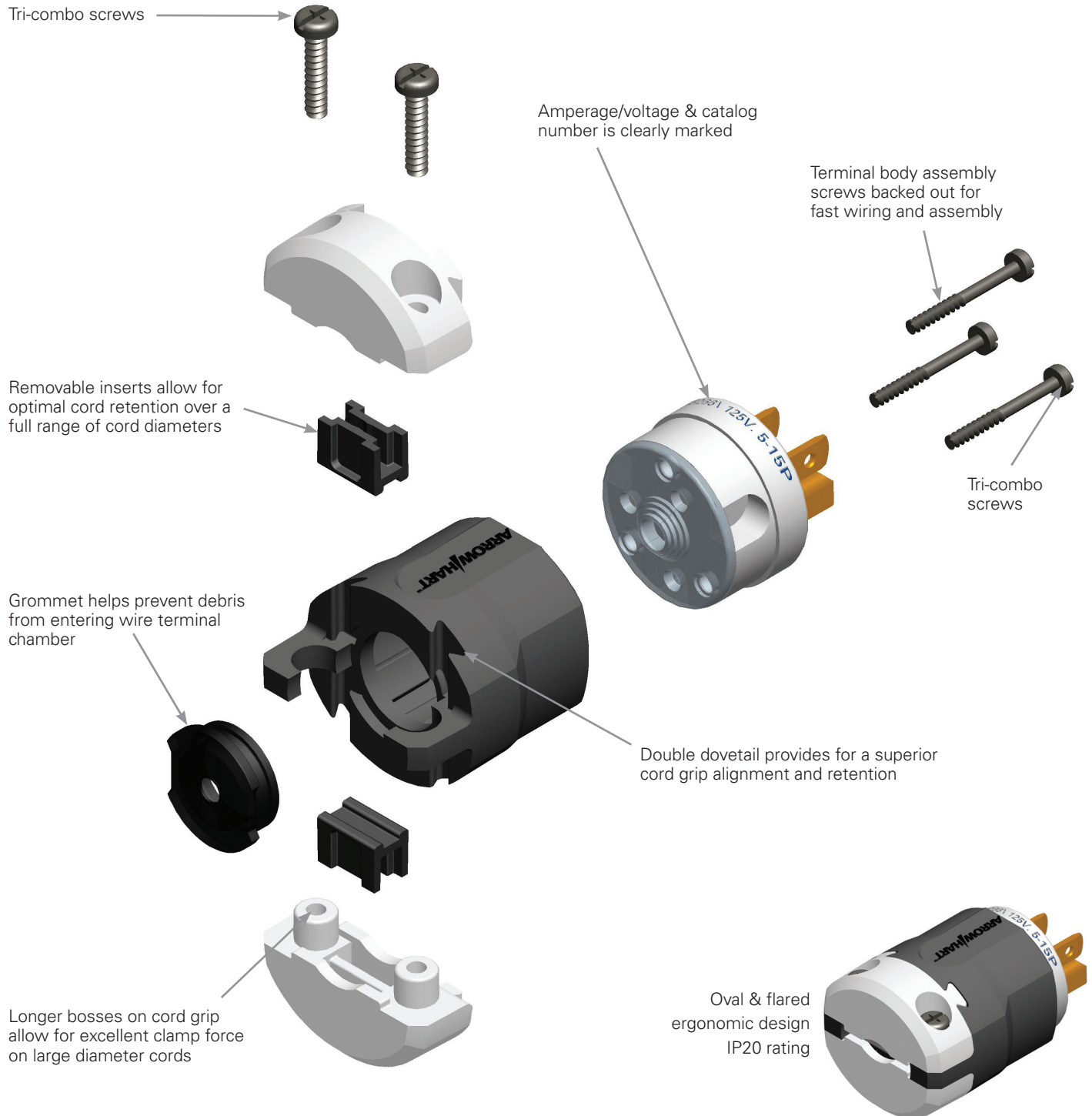
Quick grip plugs and connectors are designed for quick, secure installation and easy, long-lasting use. They feature rugged nylon construction and a roomy wiring chamber for fast and easy installation. Our scalloped ergonomic design provides a comfortable grip during installation and operation.

Arrow Hart industrial grade straight blade plugs & connectors

Rugged, quality locking devices for any application

Superior design and performance make Arrow Hart's hart lock devices the ideal choice for industrial applications. Available in a wide range of NEMA and Non-NEMA configurations

Ultra grip straight blade plugs & connectors redesign features & benefits



Compliances, specifications and availability are subject to change without notice.

Arrow Hart hospital grade straight blade plugs & connectors



AH8215HG







AH8219HG







AH8119W

15A Hospital grade straight blade plugs & connectors

Pole-Wire	V/AC	NEMA	Description	Color	Catalog no.
2P-3W	125	  5-15P 5-15R	Ultra grip plug	Black & white	AH8215HG
			Safety grip plug	Clear	AH8215HGC
		Safety grip angled body plug	Black & white	AH8215HGA	
		Safety grip angled body plug	Clear	AH8215HGAC	
		Quick grip plug	White	AH8115W	
		Ultra grip connector	Black & white	AH8219HG	
		Safety grip connector	Clear	AH8219HGC	
		Quick grip connector	White	AH8119W	
2P-3W	250	  6-15P 6-15R	Safety grip angled plug	Black & white	AH8225HGA
			Safety grip angled plug	Clear	AH8225HGAC

20A Hospital grade straight blade plugs & connectors

Pole-Wire	V/AC	NEMA	Description	Color	Catalog no.
2P-3W	125	  5-20P 5-20R	Ultra grip plug	Black & white	AH8315HG
			Safety grip angled plug	Black & white	AH8315HGA
		Safety grip angled plug	Clear	AH8315HGAC	
		Ultra grip connector	Black & white	AH8319HG	
2P-3W	250	  6-20P 6-20R	Safety grip angled plug	Black & white	AH8325HG
			Safety grip angled plug	Clear	AH8325HGAC

Accessories:

page 16

Dimensions & cord diameters:

pages 17-19

Spec information:

pages 20-24

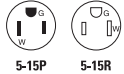
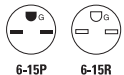
Compliances:

pages 25-27

Compliances, specifications and availability are subject to change without notice.

Arrow Hart industrial grade straight blade devices

15A Industrial grade straight blade devices

Pole-Wire	V/AC	NEMA	Description	Color	Catalog no.
2P-3W	125		Ultra grip plug	Black & white	AH5266
			Ultra grip plug	Black	AH5266BK
		Safety grip angled body plug	Black & white	AH5266A	
		Ultra grip connector	Black & white	AH5269	
		Ultra grip connector	Black	AH5269BK	
		Flanged outlet, back wire	Black & white	AH5279C	
		Flanged outlet, back wire, metal	Steel	AH5246	
		Flanged inlet, back wire	Black & white	AH5278C	
		Flanged inlet, back wire, metal	Steel	AH5278	
2P-3W	250		Ultra grip plug	Black & white	AH5666
			Ultra grip connector	Black & white	AH5669
		Flanged outlet, back wire, nylon	Black & white	AH5679C	
		Flanged inlet, back wire, nylon	Black & white	AH5678C	



AH5266





AH5269

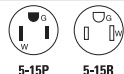
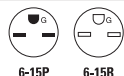


AH5879C

20A Industrial grade straight blade devices

Pole-Wire	V/AC	NEMA	Description	Color	Catalog no.
2P-3W	125		Ultra grip plug	Black & white	AH5366
			Ultra grip connector	Black & white	AH5369
		Flanged outlet, back wire, nylon	Black & white	AH5779C	
		Flanged inlet, back wire, nylon	Black & white	AH5778C	
2P-3W	250		Ultra grip plug	Black & white	AH5466
			Ultra grip connector	Black & white	AH5469
		Flanged outlet, back wire	Black & white	AH5879C	
		Flanged inlet, back wire	Black & white	AH5878C	

15A Industrial grade quick grip straight blade plugs & connectors

Pole-Wire	V/AC	NEMA	Description	Color	Catalog no.
2P-3W	125		Quick grip plug	Black	AH5965BK
			Quick grip plug	Yellow	AH5965Y
		Quick grip connector	Black	AH5969BK	
		Quick grip connector	Yellow	AH5969Y	
2P-3W	250		Quick grip plug	Black	AH5666BK
			Quick grip plug	Yellow	AH5666Y
		Quick grip connector	Black	AH5669BK	
		Quick grip connector	Yellow	AH5669Y	

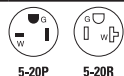
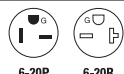


AH5878C



AH5965BK

20A Industrial grade quick grip straight blade plugs & connectors

Pole-Wire	V/AC	NEMA	Description	Color	Catalog no.
2P-3W	125		Quick grip plug	Black	AH5364BK
			Quick grip plug	Yellow	AH5364Y
		Quick grip connector	Black	AH5369BK	
		Quick grip connector	Yellow	AH5369Y	
2P-3W	250		Quick grip plug	Black	AH5464BK
			Quick grip plug	Yellow	AH5464Y
		Quick grip connector	Black	AH5469BK	
		Quick grip connector	Yellow	AH5469Y	

Compliances, specifications and availability are subject to change without notice.

Accessories:
page 16
Dimensions & cord diameters:
pages 17-19
Spec information:
pages 20-24
Compliances:
pages 25-27

Arrow Hart industrial grade locking devices

Ultra grip locking plugs & connectors redesign features & benefits


Tri-combo screws



Reversible inserts allow for minimal gap and consistent look and grip regardless of cable size



Grommet helps prevent debris from entering wire terminal chamber




Terminal body assembly screws backed out for fast wiring and assembly



Tri-combo screws



Amperage/voltage & catalog number clearly marked

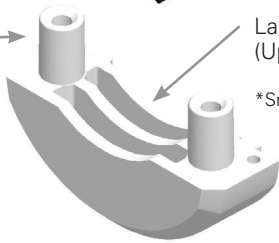


Double dovetail provides for superior cord grip alignment and retention



Oval & flared ergonomic design
IP20 rating

Longer bosses on cord grip allow for excellent clamp force on large diameter cords



Large cord range*
(Up to 1.16")

*Small body or 3-W devices have cord range up to 1.00"

Receptacles



The amperage/voltage can now be found directly printed on many single receptacles.



Compliances, specifications and availability are subject to change without notice.

Arrow Hart industrial grade locking devices









15/10A Industrial grade locking devices

Pole-Wire	V/AC	NON-NEMA	Description	Color	Catalog no.
3P-3W	125/ 250	 	Safety grip plug	Black & white	4767
			Safety grip angled body plug	Black & white	4767AN
			Safety grip connector	Black & white	4755
			Duplex receptacle	Black	7580
			Single receptacle	Black	7582



CWL515P

15A Industrial grade locking devices

Pole-Wire	V/AC	NEMA	Description	Color	Catalog no.			
2P-2W	125	 	Safety grip plug, cord dia. .312-.468"	Black	7546			
			Safety grip plug	Black	7548			
			Safety grip connector, cord dia. .312-.625"	Black	7506			
			Duplex receptacle	Black	7540			
			Single receptacle	Black	CWL115R			
			Flanged outlet	Black	CWL115FO			
			Flanged inlet	Black	CWL115FI			
2P-3W	125	 	Safety grip plug	Black & white	CWL515P			
			Safety grip angled body plug	Black & white	CWL515PAN			
			Safety grip connector	Black & white	CWL515C			
			Safety grip angled body connector	Black & white	CWL515CAN			
			Duplex receptacle	Black	4700			
			Duplex combination straight blade & locking	Black	5792			
			Single receptacle	Black	CWL515R			
			Duplex receptacle, isolated ground	Orange	IG4700			
			Single receptacle, isolated ground	Orange	IGL515R			
			Flanged outlet	Black & white	CWL515FO			
			Flanged inlet	Black & white	CWL515FI			
			250		 	Safety grip plug	Black & white	CWL615P
						Safety grip connector	Black & white	CWL615C
Duplex receptacle	Black	6580						
Single receptacle	Black	CWL615R						
Single receptacle, isolated ground	Orange	IGL615R						
Flanged outlet	Black & white	CWL615FO						
Flanged inlet	Black & white	CWL615FI						
277		 	Safety grip plug	Black & white	CWL715P			
			Safety grip connector	Black & white	CWL715C			
			Duplex receptacle	Black	4750			
			Single receptacle	Black	CWL715R			
			Flanged outlet	Black & white	CWL715FO			
Flanged inlet	Black & white	CWL715FI						



CWL515C



CWL515R





CWL615FO



CWL715FI

20/10A Industrial grade locking devices

Pole-Wire	V/AC	NON-NEMA	Description	Color	Catalog no.
4P-5W	250/ 600	 	Ultra grip plug	Black & white	AH3521BK
			Ultra grip connector	Black & white	AH3523BK
			Flanged outlet	Black	AH3525BK
			Flanged inlet	Black	AH3524BK

Accessories:
page 16
Dimensions & cord diameters:
pages 17-19
Spec information:
pages 20-24
Compliances:
pages 25-27

Compliances, specifications and availability are subject to change without notice.

Arrow Hart industrial grade locking devices



AHL520P



AHL520C



AHL520R





















AHL520FO



AHL520FI

20A Industrial grade locking devices

Pole-Wire	V/AC	NEMA	Description	Color	Catalog no.		
2P-2W	250	  L2-20R L2-20P	Safety grip plug	Black & white	CWL220P		
			Safety grip connector	Black & white	CWL220C		
			Single receptacle	Black	CWL220R		
			Flanged outlet	Black & white	CWL220FO		
			Flanged inlet	Black & white	CWL220FI		
2P-3W	125	  L5-20R L5-20P	Ultra grip plug	Black & white	AHL520P		
			Ultra grip plug	Black	AHL520PBK		
			Ultra grip connector	Black & white	AHL520C		
			Ultra grip connector	Black	AHL520CBK		
			Single receptacle	Black	AHL520R		
			Single receptacle, isolated ground	Orange	IGL520R		
			Flanged outlet	Black & white	AHL520FO		
			Flanged inlet	Black & white	AHL520FI		
			250	  L6-20R L6-20P	Ultra grip plug	Black & white	AHL620P
					Ultra grip connector	Black & white	AHL620C
	Single receptacle	Black			AHL620R		
	Single receptacle, isolated ground	Orange			IGL620R		
	Flanged outlet	Black & white			AHL620FO		
	277	  L7-20R L7-20P	Ultra grip plug	Black & white	AHL720P		
			Ultra grip connector	Black & white	AHL720C		
Single receptacle			Black	AHL720R			
Single receptacle, isolated ground			Orange	IGL720R			
Flanged outlet			Black & white	AHL720FO			
347	  L24-20R L24-20P	Safety grip plug	Black & white	L2420P			
		Single receptacle	Black	L2420R			
		480	  L8-20R L8-20P	Ultra grip plug	Black & white	AHL820P	
				Ultra grip connector	Black & white	AHL820C	
				Single receptacle	Black	AHL820R	
Single receptacle, isolated ground	Orange			IGL820R			
Flanged outlet	Black & white			AHL820FO			
600	  L9-20R L9-20P	Flanged inlet	Black & white	AHL820FI			
		Auto grip plug	Black & white	CWL920P			
		Auto grip connector	Black & white	CWL920C			
		Single receptacle	Black	CWL920R			
		Flanged outlet	Black & white	CWL920FO			
3P-3W	125/250	  L10-20R L10-20P	Safety grip plug	Gray	9965C		
			Safety grip connector	Gray	7314C		
			Single receptacle	Black	7310B		
			Flanged outlet	Gray	7328N		
			Flanged inlet	Gray	7327N		
			  L10-20R L10-20P	Ultra grip plug	Black & white	AHL1020P	
				Ultra grip connector	Black & white	AHL1020C	
				Single receptacle	Black	AHL1020R	
				Flanged outlet	Black & white	AHL1020FO	
				Flanged inlet	Black & white	AHL1020FI	

Accessories:

page 16

Dimensions & cord diameters:

pages 17-19

Spec information:

pages 20-24



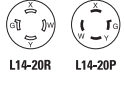
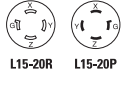
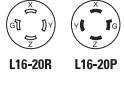
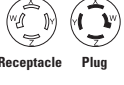
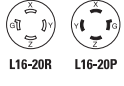
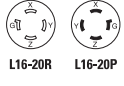
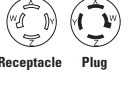
Compliances:

pages 25-27

Compliances, specifications and availability are subject to change without notice.

Arrow Hart industrial grade locking devices

20A Industrial grade locking devices

Pole-Wire	V/AC	NEMA	Description	Color	Catalog no.
3P-3W	250	 L11-20R L11-20P	Ultra grip plug, 3-phase	Black & white	AHL1120P
			Ultra grip connector, 3-phase	Black & white	AHL1120C
			Single receptacle, 3-phase	Black	AHL1120R
			Flanged outlet, 3-phase	Black & white	AHL1120FO
			Flanged inlet, 3-phase	Black & white	AHL1120FI
			480	 L12-20R L12-20P	Auto grip plug, 3-phase
Auto grip connector, 3-phase	Black & white	CWL1220C			
Single receptacle, 3-phase	Black	CWL1220R			
Flanged outlet, 3-phase	Black & white	CWL1220FO			
Flanged inlet, 3-phase	Black & white	CWL1220FI			
3P-4W	125/250	 L14-20R L14-20P			Ultra grip plug
			Ultra grip plug	Black	AHL1420PBK
			Ultra grip connector	Black & white	AHL1420C
			Ultra grip connector	Black	AHL1420CBK
			Single receptacle	Black	AHL1420R
			Single receptacle, isolated ground	Orange	IGL1420R
	250	 L15-20R L15-20P	Flanged outlet	Black & white	AHL1420FO
			Flanged inlet	Black & white	AHL1420FI
			Ultra grip plug, 3-phase	Black & white	AHL1520P
	480	 L16-20R L16-20P	Ultra grip plug, 3-phase	Black	AHL1520PBK
			Ultra grip connector, 3-phase	Black & white	AHL1520C
			Ultra grip connector, 3-phase	Black	AHL1520CBK
			Single receptacle, 3-phase	Black	AHL1520R
			Single receptacle, isolated ground, 3-phase	Orange	IGL1520R
			Flanged outlet, 3-phase	Black & white	AHL1520FO
4P-4W	120/208	 Receptacle Plug L18-20R L18-20P	Flanged inlet, 3-phase	Black & white	AHL1520FI
			Ultra grip plug, 3-phase	Black & white	AHL1620P
			Ultra grip plug, 3-phase	Black	AHL1620PBK
		 L16-20R L16-20P	Ultra grip connector, 3-phase	Black & white	AHL1620C
			Ultra grip connector, 3-phase	Black	AHL1620CBK
			Single receptacle, 3-phase	Black	AHL1620R
		 L16-20R L16-20P	Single receptacle, isolated ground, 3-phase	Orange	IGL1620R
			Flanged outlet, 3-phase	Black & white	AHL1620FO
			Flanged inlet, 3-phase	Black & white	AHL1620FI
 Receptacle Plug L18-20R L18-20P	Safety grip plug, 3-phase	Gray	7411C		
	Safety grip connector, 3-phase	Gray	7413C		
	Single receptacle, 3-phase	Black	7410B		
	Flanged outlet, 3-phase	Gray	7409N		
	Flanged inlet, 3-phase	Gray	7408N		
	Ultra grip plug, 3-phase	Black & white	AHL1820P		
Ultra grip connector, 3-phase	Black & white	AHL1820C			
Single receptacle, 3-phase	Black	AHL1820R			
Flanged outlet, 3-phase	Black & white	AHL1820FO			
Flanged inlet, 3-phase	Black & white	AHL1820FI			



AHL1120P



AHL1420P



AHL1520P



AHL1620P



AHL1820P

Accessories:
page 16
Dimensions & cord diameters:
pages 17-19
Spec information:
pages 20-24
Compliances:
pages 25-27

Compliances, specifications and availability are subject to change without notice.

Arrow Hart industrial grade locking devices



AHL2220P



AHL2220C



AHL2220R













AHL2220FO







AHL2220FI

20A Industrial grade locking devices

Pole-Wire	V/AC	NEMA	Description	Color	Catalog no.	
4P-4W	277/480	 	Ultra grip plug, 3-phase	Black & white	AHL1920P	
			Ultra grip connector, 3-phase	Black & white	AHL1920C	
		Single receptacle, 3-phase	Black	AHL1920R		
		Flanged outlet, 3-phase	Black & white	AHL1920FO		
		Flanged inlet, 3-phase	Black & white	AHL1920FI		
		347/600	 	Ultra grip plug, 3-phase	Black & white	AHL2020P
Ultra grip connector, 3-phase	Black & white			AHL2020C		
Single receptacle, 3-phase	Black			AHL2020R		
Flanged outlet, 3-phase	Black & white			AHL2020FO		
Flanged inlet, 3-phase	Black & white			AHL2020FI		
4P-5W	120/208			 	Ultra grip plug, 3-phase	Black & white
		Ultra grip plug, 3-phase, flat cable	Black		AHL2120PBK	
		Ultra grip connector, 3-phase	Black & white	AHL2120PF		
		Ultra grip connector, 3-phase	Black & white	AHL2120C		
		Ultra grip connector, 3-phase	Black	AHL2120CBK		
		Ultra grip connector, 3-phase, flat cable	Black & white	AHL2120CF		
		Single receptacle, 3-phase	Black	AHL2120R		
		Single receptacle, isolated ground, 3-phase	Orange	IGL2120R		
		Flanged outlet, 3-phase	Black & white	AHL2120FO		
		Flanged inlet, 3-phase	Black & white	AHL2120FI		
		277/480	 	Ultra grip plug, 3-phase	Black & white	AHL2220P
				Ultra grip connector, 3-phase	Black & white	AHL2220C
Single receptacle, 3-phase	Black			AHL2220R		
Flanged outlet, 3-phase	Black & white			AHL2220FO		
Flanged inlet, 3-phase	Black & white			AHL2220FI		
347/600	 			Ultra grip plug, 3-phase	Black & white	AHL2320P
		Ultra grip connector, 3-phase	Black & white	AHL2320C		
		Single receptacle, 3-phase	Black	AHL2320R		
		Flanged outlet, 3-phase	Black & white	AHL2320FO		
		Flanged inlet, 3-phase	Black & white	AHL2320FI		

30A Industrial grade locking devices

Pole-Wire	V/AC	NEMA	Description	Color	Catalog no.
2P-3W	125	 	Ultra grip plug	Black & white	AHL530P
			Ultra grip plug, isolated ground	Orange	IGL530P
		Ultra grip connector	Black & white	AHL530C	
		Single receptacle	Black	AHL530R	
		Single receptacle, isolated ground	Orange	IGL530R	
		Flanged outlet	Black & white	AHL530FO	
		Flanged inlet	Black & white	AHL530FI	
240	 	Ultra grip plug	Black & white	AHL2530P	
		Ultra grip connector	Black & white	AHL2530C	
		Single receptacle	Black	AHL2530R	
		Single receptacle, isolated ground	Orange	IG2530R	

Accessories:

page 16

Dimensions & cord diameters:

pages 17-19

Spec information:

pages 20-24





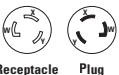


Compliances:

pages 25-27

Compliances, specifications and availability are subject to change without notice.

Arrow Hart industrial grade locking devices

30A Industrial grade locking devices

Pole-Wire	V/AC	NEMA	Description	Color	Catalog no.	
2P-3W	250	 L6-30R L6-30P	Ultra grip plug	Black & white	AHL630P	
			Ultra grip connector	Black & white	AHL630C	
		Single receptacle	Black	AHL630R		
		Single receptacle, isolated ground	Orange	IGL630R		
		Flanged outlet	Black & white	AHL630FO		
		Flanged inlet	Black & white	AHL630FI		
		277	 L7-30R L7-30P	Ultra grip plug	Black & white	AHL730P
				Ultra grip connector	Black & white	AHL730C
				Single receptacle	Black	AHL730R
				Single receptacle, isolated ground	Orange	IGL730R
Flanged outlet	Black & white			AHL730FO		
Flanged inlet	Black & white			AHL730FI		
480	 L8-30R L8-30P	Ultra grip plug	Black & white	AHL830P		
		Ultra grip connector	Black & white	AHL830C		
		Single receptacle	Black	AHL830R		
		Single receptacle, isolated ground	Orange	IGL830R		
		Flanged outlet	Black & white	AHL830FO		
		Flanged inlet	Black & white	AHL830FI		
600	 L9-30R L9-30P	Auto grip plug	Black & white	CWL930P		
		Auto grip connector	Black & white	CWL930C		
		Single receptacle	Black	CWL930R		
		Flanged outlet	Black & white	CWL930FO		
		Flanged inlet	Black & white	CWL930FI		
3P-3W	125/250	 Receptacle Plug L10-30R L10-30P	Ultra grip plug	Black & white	AH3331N	
			Ultra grip connector	Black & white	AH3333N	
		Single receptacle	Black	AH3330-2		
		Flanged outlet	Black & white	AH3336N		
		Flanged inlet	Black & white	AH3337N		
		250	 L11-30R L11-30P	Ultra grip plug, 3-phase	Black & white	AHL1130P
				Ultra grip connector, 3-phase	Black & white	AHL1130C
				Single receptacle, 3-phase	Black	AHL1130R
				Flanged outlet, 3-phase	Black & white	AHL1130FO
				Flanged inlet, 3-phase	Black & white	AHL1130FI
	480			 L8-30R L8-30P	Auto grip plug, 3-phase	Black & white
		Auto grip connector, 3-phase	Black & white		CWL1230C	
		Single receptacle, 3-phase	Black		CWL1230R	
		Flanged outlet, 3-phase	Black & white		CWL1230FO	
				Flanged inlet, 3-phase	Black & white	CWL1230FI



AHL630P



AHL630C



AHL630R



AHL630FO



AHL630FI

Accessories:
page 16
Dimensions & cord diameters:
pages 17-19
Spec information:
pages 20-24
Compliances:
pages 25-27

Compliances, specifications and availability are subject to change without notice.

Arrow Hart industrial grade locking devices



AHL2130P



AHL2130C



AHL2130R




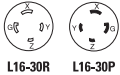

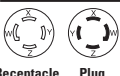



AHL2130FO



AHL2130FI

30A Industrial grade locking devices

Pole-Wire	V/AC	NEMA	Description	Color	Catalog no.
3P-3W	600	 L13-30R L13-30P	Auto grip plug, 3-phase	Black & white	CWL1330P
			Auto grip connector, 3-phase	Black & white	CWL1330C
			Single receptacle, 3-phase	Black	CWL1330R
			Flanged outlet, 3-phase	Black & white	CWL1330FO
			Flanged inlet, 3-phase	Black & white	CWL1330FI
3P-4W	125/250	 L14-30R L14-30P	Ultra grip plug	Black & white	AHL1430P
			Ultra grip connector	Black & white	AHL1430C
			Single receptacle	Black	AHL1430R
			Single receptacle, isolated ground	Orange	IGL1430R
			Flanged outlet	Black & white	AHL1430FO
	250	 L15-30R L15-30P	Ultra grip plug, 3-phase	Black & white	AHL1530P
			Ultra grip connector, 3-phase	Black & white	AHL1530C
			Single receptacle, 3-phase	Black	AHL1530R
			Single receptacle, isolated ground, 3-phase	Orange	IGL1530R
			Flanged outlet, 3-phase	Black & white	AHL1530FO
480	 L16-30R L16-30P	Ultra grip plug, 3-phase	Black & white	AHL1630P	
		Ultra grip connector, 3-phase	Black & white	AHL1630C	
		Single receptacle, 3-phase	Black	AHL1630R	
		Flanged outlet, 3-phase	Black & white	AHL1630FO	
		Flanged inlet, 3-phase	Black & white	AHL1630FI	
600	 L17-30R L17-30P	Ultra grip plug, 3-phase	Black & white	AHL1730P	
		Ultra grip connector, 3-phase	Black & white	AHL1730C	
		Single receptacle, 3-phase	Black	AHL1730R	
		Flanged outlet, 3-phase	Black & white	AHL1730FO	
		Flanged inlet, 3-phase	Black & white	AHL1730FI	
4P-4W	120/208	 Receptacle Plug L18-30R L18-30P	Ultra grip plug, 3-phase	Black & white	AH3431N
			Ultra grip connector, 3-phase	Black & white	AH3433N
			Single receptacle, 3-phase	Black	AH3430
			Flanged outlet, 3-phase	Black & white	AH3436N
			Flanged inlet, 3-phase	Black & white	AH3434N
	 L18-30R L18-30P	Ultra grip plug, 3-phase	Black & white	AHL1030P	
		Ultra grip connector, 3-phase	Black & white	AHL1030C	
		Single receptacle, 3-phase	Black	AHL1030R	
		Flanged outlet, 3-phase	Black & white	AHL1030FO	
		Flanged inlet, 3-phase	Black & white	AHL1030FI	

Accessories:

page 16

Dimensions & cord diameters:

pages 17-19

Spec information:

pages 20-24

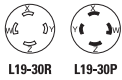

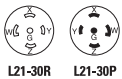
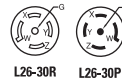
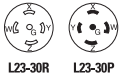
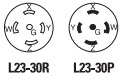
Compliances:

pages 25-27

Compliances, specifications and availability are subject to change without notice.

Arrow Hart industrial grade locking devices

30A Industrial grade locking devices

Pole-Wire	V/AC	NEMA	Description	Color	Catalog no.		
4P-4W	277/480	 L19-30R L19-30P	Ultra grip plug, 3-phase	Black & white	AHL1930P		
			Ultra grip connector, 3-phase	Black & white	AHL1930C		
			Single receptacle, 3-phase	Black	AHL1930R		
			Flanged outlet, 3-phase	Black & white	AHL1930FO		
			Flanged inlet, 3-phase	Black & white	AHL1930FI		
			347/600	 L20-30R L20-30P	Ultra grip plug, 3-phase	Black & white	AHL2030P
Ultra grip connector, 3-phase	Black & white	AHL2030C					
Single receptacle, 3-phase	Black	AHL2030R					
Flanged outlet, 3-phase	Black & white	AHL2030FO					
Flanged inlet, 3-phase	Black & white	AHL2030FI					
4P-5W	120/208	 L21-30R L21-30P			Ultra grip plug, 3-phase	Black & white	AHL2130P
			Ultra grip plug, 3-phase, flat cable	Black & white	AHL2130PF		
			Ultra grip connector, 3-phase	Black & white	AHL2130C		
			Ultra grip connector, 3-phase, flat cable	Black & white	AHL2130CF		
			Single receptacle, 3-phase	Black	AHL2130R		
	277/480	 L22-30R L22-30P	Single receptacle, isolated ground, 3-phase	Orange	IGL2130R		
			Flanged outlet, 3-phase	Black & white	AHL2130FO		
			Flanged inlet, 3-phase	Black & white	AHL2130FI		
			240/415	 L26-30R L26-30P	Ultra grip plug, 3-phase	Black & white	AHL2230P
					Ultra grip connector, 3-phase	Black & white	AHL2230C
Single receptacle, 3-phase	Black	AHL2230R					
Single receptacle, isolated ground, 3-phase	Orange	IG2630R					
347/600	 L23-30R L23-30P	Flanged outlet, 3-phase			Black & white	AHL2230FO	
		Flanged inlet, 3-phase	Black & white	AHL2230FI			
		Ultra grip plug, 3-phase	Black & white	AHL2330P			
		Ultra grip plug, 3-phase, flat cable	Black & white	AHL2330PF			
		Ultra grip connector, 3-phase	Black & white	AHL2330C			
		Ultra grip connector, 3-phase, flat cable	Black & white	AHL2330CF			
347/600	 L23-30R L23-30P	Single receptacle, 3-phase	Black	AHL2330R			
		Single receptacle, isolated ground, 3-phase	Orange	IGL2330R			
		Flanged outlet, 3-phase	Black & white	AHL2330FO			
		Flanged inlet, 3-phase	Black & white	AHL2330FI			



AHL2630P



AHL2230C



AHL2230R



AHL2230FO



AHL2230FI

Compliances, specifications and availability are subject to change without notice.

Accessories:
page 16
Dimensions & cord diameters:
pages 17-19
Spec information:
pages 20-24
Compliances:
pages 25-27



BS1



BM2



BL1



WLRs1



7420



WP1

Accessories for industrial grade straight blade & locking devices

Amp	Electrical Characteristics					Boot		Receptacle Covers			FI/FO	Receptacle (1-Gang) 302/304 Stainless Steel Wallplates					
	NEMA	Pole-Wire	G/NG	Voltage	Phase	Plug	Conn.	Heavy-duty Single	Duplex	Standard Single	Cover	Standard Single	Duplex	Mid-size Single	Duplex	Oversized Single	Duplex
10/15	NON	3P-3W	NG	277/480	—	BS1	BS2	WLRs1	—	7420	WP1	93091	—	93991	—	93891	—
15	L1-15	2P-2W	NG	125	—	—	—	WLRs1	WLRD1	7420	WP1	93091	93101	93991	93901	93891	93801
	5-15	2P-3W	G	125	—	BS1	BS2	WLRs1	WLRD1	7420	WP1	93091	93101	93991	93901	93891	93801
	L5-15	2P-3W	G	125	—	BS1	BS2	WLRs1	WLRD1	7420	WP1	93091	93101	93991	93901	93891	93801
	6-15	2P-3W	G	250	—	BS1	BS2	WLRs1	WLRD1	7420	WP1	93091	93101	93991	93901	93891	93801
	L6-15	2P-3W	G	250	—	BS1	BS2	WLRs1	WLRD1	7420	WP1	93091	93101	93991	93901	93891	93801
	L7-15	2P-3W	G	277	—	BS1	BS2	WLRs1	WLRD1	7420	WP1	93091	93101	93991	93901	93891	93801
20/10	NON	4P-5W	G	250/600	—	BL1	BL2	—	—	—	WP2	93111	—	PJ720*	—	—	—
20	5-20	2P-3W	G	125	—	BS1	BS2	WLRs1	WLRD1	7420	WP1	93091	93101	93991	93901	93891	93801
	L5-20	2P-3W	G	125	—	BM1	BM2	WLRs2	—	7420	WP2	93111	—	PJ720*	—	—	—
	L2-20	2P-2W	NG	250	—	BS1	BS2	WLRs1	—	7420	WP1	93091	—	93991	—	93891	—
	6-20	2P-3W	G	250	—	BS1	BS2	WLRs1	WLRD1	7420	WP1	93091	93101	93991	93901	93891	93801
	L6-20	2P-3W	G	250	—	BM1	BM2	WLRs2	—	7420	WP2	93111	—	PJ720*	—	—	—
	L11-20	3P-3W	NG	250	3	BM1	BM2	WLRs2	—	7420	WP2	93111	—	PJ720*	—	—	—
	L15-20	3P-4W	G	250	3	BL1	BL2	WLRs2	—	7420	WP2	93111	—	PJ720*	—	—	—
	L7-20	2P-3W	G	277	—	BM1	BM2	WLRs2	—	7420	WP2	93111	—	PJ720*	—	—	—
	L8-20	2P-3W	G	480	—	BM1	BM2	WLRs2	—	7420	WP2	93111	—	PJ720*	—	—	—
	L12-20	3P-3W	NG	480	3	BM1	BM2	WLRs2	—	7420	WP2	93111	—	PJ720*	—	—	—
	L16-20	3P-4W	G	480	3	BL1	BL2	WLRs2	—	7420	WP2	93111	—	PJ720*	—	—	—
	L9-20	2P-3W	G	600	—	BM1	BM2	WLRs2	—	7420	WP2	93111	—	PJ720*	—	—	—
	L18-20	4P-4W	NG	120/208	3	BL1	BL2	WLRs2	—	7420	WP2	93111	—	PJ720*	—	—	—
	NON	4P-4W	NG	120/208	3-Y	BL1	BL2	WLRs2	—	7420	WP2	93111	—	PJ720*	—	—	—
	L21-20	4P-5W	G	120/208	3-Y	BL1	BL2	WLRs2	—	7420	WP2	93111	—	PJ720*	—	—	—
	L10-20	3P-3W	NG	277/480	—	BM1	BM2	WLRs2	—	7420	WP2	93111	—	PJ720*	—	—	—
	NON	3P-3W	NG	277/480	—	BM1	BM2	WLRs2	—	7420	WP2	93111	—	PJ720*	—	—	—
	L14-20	3P-4W	G	277/480	—	BL1	BL2	WLRs2	—	7420	WP2	93111	—	PJ720*	—	—	—
	L19-20	4P-4W	NG	277/480	—	BL1	BL2	WLRs2	—	7420	WP2	93111	—	PJ720*	—	—	—
	L22-20	4P-5W	G	277/480	—	BL1	BL2	WLRs2	—	7420	WP2	93111	—	PJ720*	—	—	—
	L20-20	4P-4W	NG	347/600	—	BL1	BL2	WLRs2	—	7420	WP2	93111	—	PJ720*	—	—	—
L23-20	4P-5W	G	347/600	—	BL1	BL2	WLRs2	—	7420	WP2	93111	—	PJ720*	—	—	—	
30	L5-30	2P-3W	G	125	—	BM1	BM2	WLRs2	—	7420	WP2	93111	—	PJ720*	—	—	—
	L6-30	2P-3W	G	250	—	BM1	BM2	WLRs2	—	7420	WP2	93111	—	PJ720*	—	—	—
	L11-30	3P-3W	NG	250	3	BM1	BM2	WLRs2	—	7420	WP2	93111	—	PJ720*	—	—	—
	L15-30	3P-4W	G	250	3	BL1	BL2	WLRs2	—	7420	WP2	93111	—	PJ720*	—	—	—
	L7-30	2P-3W	G	277	—	BM1	BM2	WLRs2	—	7420	WP2	93111	—	PJ720*	—	—	—
	L8-30	2P-3W	G	480	—	BM1	BM2	WLRs2	—	7420	WP2	93111	—	PJ720*	—	—	—
	L12-30	3P-3W	NG	480	—	BM1	BM2	WLRs2	—	7420	WP2	93111	—	PJ720*	—	—	—
	L16-30	3P-4W	G	480	3	BL1	BL2	WLRs2	—	7420	WP2	93111	—	PJ720*	—	—	—
	L9-30	2P-3W	G	600	—	BM1	BM2	WLRs2	—	7420	WP2	93111	—	PJ720*	—	—	—
	L13-30	3P-3W	NG	600	3	BM1	BM2	WLRs2	—	7420	WP2	93111	—	PJ720*	—	—	—
	L17-30	3P-4W	G	600	3	BL1	BL2	WLRs2	—	7420	WP2	93111	—	PJ720*	—	—	—
	L18-30	4P-4W	NG	120/208	3	BL1	BL2	WLRs2	—	7420	WP2	93111	—	PJ720*	—	—	—
	NON	4P-4W	NG	120/208	3-Y	BL1	BL2	WLRs2	—	7420	WP2	93111	—	PJ720*	—	—	—
	L21-30	4P-5W	G	120/208	3-Y	BL1	BL2	WLRs2	—	7420	WP2	93111	—	PJ720*	—	—	—
	L10-30	3P-3W	NG	277/480	—	BM1	BM2	WLRs2	—	7420	WP2	93111	—	PJ720*	—	—	—
	NON	3P-3W	NG	277/480	—	BM1	BM2	WLRs2	—	7420	WP2	93111	—	PJ720*	—	—	—
	L14-30	3P-4W	G	277/480	—	BL1	BL2	WLRs2	—	7420	WP2	93111	—	PJ720*	—	—	—
	L19-30	4P-4W	NG	277/480	3-Y	BL1	BL2	WLRs2	—	7420	WP2	93111	—	PJ720*	—	—	—
	L22-30	4P-5W	G	277/480	3-Y	BL1	BL2	WLRs2	—	7420	WP2	93111	—	PJ720*	—	—	—
	L20-30	4P-4W	NG	347/600	3-Y	BL1	BL2	WLRs2	—	7420	WP2	93111	—	PJ720*	—	—	—
	L23-30	4P-5W	G	347/600	3-Y	BL1	BL2	WLRs2	—	7420	WP2	93111	—	PJ720*	—	—	—

Note: *Polycarbonate only (B, GY, V, W)

Compliances, specifications and availability are subject to change without notice.

Arrow Hart industrial grade straight blade plug & connector dimensions

Table 1. Ultra grip plugs & connectors

Family	A	B	C	D	Cord Diameter
Ultra grip plug	1.38" (35.1mm)	2.07" (52.6mm)	1.69" (42.9mm)	1.55" (39.4mm)	0.25 - 0.66" (6.4-16.8mm)
Ultra grip connector	1.38" (35.1mm)	2.89" (73.4mm)	1.69" (42.9mm)	1.55" (39.4mm)	0.25 - 0.66" (6.4-16.8mm)

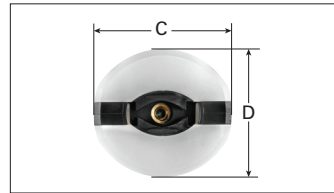

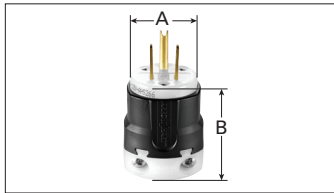


Table 2. Safety grip plugs & connectors

Family	A	B	C	D	Cord Diameter
Safety grip plug, hospital grade	1.40" (35.6mm)	2.11" (53.6mm)	1.53" (38.9mm)	1.45" (36.8mm)	0.30-0.65" (7.6-16.6mm)
Safety grip plug, angled, hospital grade	1.39" (35.3mm)	1.29" (32.8mm)	1.52" (38.6mm)	2.09" (53.1mm)	0.30-0.65" (7.6-16.6mm)
Safety grip plug, angled	1.38" (35.1mm)	1.30" (33.0mm)	1.51" (38.4mm)	2.07" (52.6mm)	0.30-0.65" (7.6-16.6mm)
Safety grip connector, hospital grade	1.38" (35.1mm)	2.98" (75.7mm)	1.52" (38.6mm)	1.45" (36.8mm)	0.30-0.65" (7.6-16.6mm)

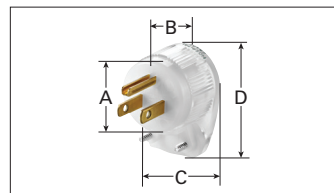
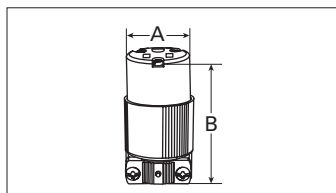
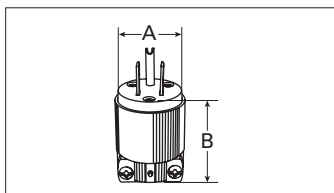


Table 3. Quick grip plugs & connectors

Family	A	B	C	D	Cord Diameter
Quick grip plug	1.40" (35.6mm)	1.96" (50.0mm)	1.67" (42.4mm)	1.46" (37.1mm)	0.23-0.65" (5.8-16.5mm)
Quick grip connector	1.40" (35.6mm)	2.59" (65.8mm)	1.67" (42.4mm)	1.46" (37.1mm)	0.23-0.65" (5.8-16.5mm)

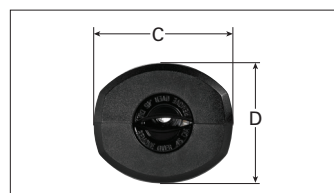

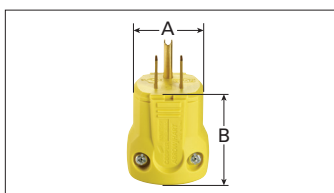
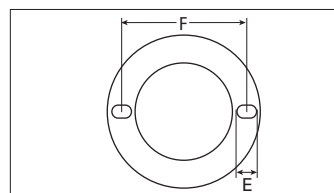
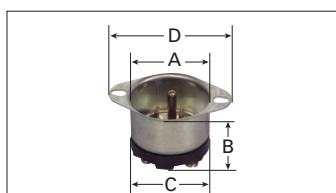



Table 4. Flanged inlets & outlets

Family	A	B	C	D	E	F
Flanged outlet, nylon	1.14" (29.0mm)	0.92" (23.4mm)	1.72" (43.7mm)	2.56" (65.0mm)	0.25" (6.4mm)	2.09" (53.1mm)
Flanged inlet, nylon	1.14" (29.0mm)	0.92" (23.4mm)	1.72" (43.7mm)	2.56" (65.0mm)	0.25" (6.4mm)	2.09" (53.1mm)
Flanged outlet, metal	1.40" (35.6mm)	1.11" (28.2mm)	1.44" (35.6mm)	2.47" (62.7mm)	0.20" (5.1mm)	2.04" (52.6mm)
Flanged inlet, metal	1.57" (39.9mm)	1.36" (34.5mm)	1.64" (38.9mm)	2.48" (63.0mm)	0.286" (7.3mm)	2.01" (51.1mm)



Compliances, specifications and availability are subject to change without notice.

Arrow Hart industrial grade locking device dimensions

Table 5. Ultra grip locking plugs & connectors

Family	A	B	C	D	Cord Diameter
Ultra grip plug, 2P-3W, 3P-3W	1.78" (45.2mm)	2.59" (65.8mm)	2.23" (56.6mm)	2.10" (53.3mm)	0.38-1.00" (9.6 - 25.4mm)
Ultra grip plug, 3P-4W, 4P-4W, 4P-5W	2.18" (55.4mm)	2.82" (71.6mm)	2.13" (54.1mm)	2.30" (58.4mm)	0.38-1.16" (9.6 - 29.5mm)
Ultra grip connector, 2P-3W, 3P-3W	1.78" (45.2mm)	3.61" (91.7mm)	2.23" (56.6mm)	2.10" (53.3mm)	0.38-1.00" (9.6 - 25.4mm)
Ultra grip connector, 3P-4W, 4P-4W, 4P-5W	1.97" (50.0mm)	3.84" (97.5mm)	2.46" (62.5mm)	2.30" (58.4mm)	0.38-1.16" (9.6 - 29.5mm)



Table 6. Safety grip locking plugs & connectors

Family	A	B	C	Cord Diameter
Safety grip 15/10A, non-NEMA plug	1.36" (34.5mm)	2.09" (53.1mm)	1.51" (38.4mm)	0.33-0.66" (8.4-16.8mm)
Safety grip NEMA L1-15 plug	1.55" (39.4mm)	1.56" (39.6mm)	1.57" (39.9mm)	0.31-0.47" (7.9-11.9mm)
Safety grip 20A: NEMA L2-20 plug	1.37" (34.8mm)	2.07" (52.6mm)	1.51" (38.4mm)	0.33-0.66" (8.4-16.8mm)
Safety grip 20A: non-NEMA 277/480V/AC plug	1.75" (44.4mm)	2.42" (61.5mm)	2.14" (54.4mm)	0.38-1.00" (9.7-25.4mm)
Safety grip NEMA L24-20 plug	1.82" (46.2mm)	2.63" (66.8mm)	2.12" (53.8mm)	0.33-1.15" (8.4-29.2mm)
Safety grip 20A 2P-3W, 3P-3W plug	1.16" (29.5mm)	2.48" (63.0mm)	2.14" (54.4mm)	0.38-1.00" (9.7-25.4mm)
Safety grip 20A: 4P-4W plug	1.93" (49.0mm)	2.80" (71.1mm)	2.33" (59.2mm)	0.63-1.16" (16.0-29.5mm)
Safety grip 30A: 2P-3W, 3P-3W plug	1.91" (48.5mm)	2.48" (63.0mm)	2.14" (54.4mm)	0.38-1.00" (9.7-25.4mm)
Safety grip 15/10A, non-NEMA connector	1.36" (34.5mm)	2.87" (72.9mm)	1.52" (38.6mm)	0.33-0.66" (8.4-16.8mm)
Safety grip NEMA L1-15 connector	1.28" (32.5mm)	2.04" (51.8mm)	1.36" (34.5mm)	0.30-0.56" (7.6-14.2mm)
Safety grip 20A, NEMA L2-20 connector	1.37" (34.8mm)	2.01" (51.1mm)	1.52" (38.6mm)	0.33-0.66" (8.4-16.8mm)
Safety grip 20A: non-NEMA 277/480V/AC connector	1.75" (44.4mm)	3.32" (84.3mm)	2.14" (54.4mm)	0.38-1.00" (9.7-25.4mm)
Safety grip 20A, 2P-3W, 3P-3W connector	1.83" (46.5mm)	3.90" (99.1mm)	2.13" (54.1mm)	0.38-1.00" (9.7-25.4mm)
Safety grip 20A: 4P-4W connector	1.93" (49.0mm)	3.75" (95.3mm)	2.31" (58.7mm)	0.63-1.16" (16.0-29.5mm)
Safety grip 30A: 2P-3W, 3P-3W connector	1.85" (47.0mm)	3.55" (90.2mm)	2.14" (54.4mm)	0.38-1.00" (9.7-25.4mm)

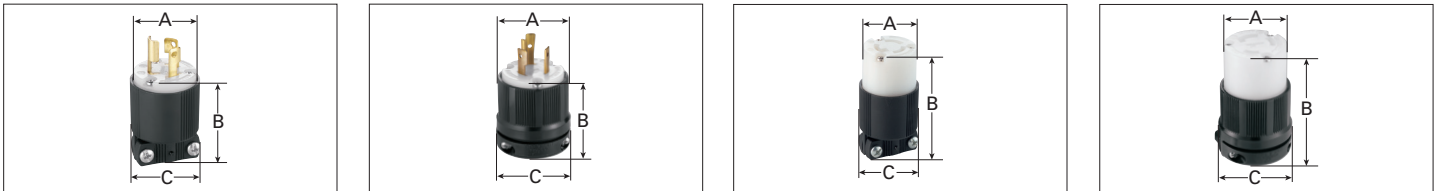



Table 7. Locking plugs & connectors

Family	A	B	C	D	Cord Diameter
Plug, NEMA L9-20, L9-30	1.83" (47.5mm)	2.85" (72.3mm)	2.13" (54.1mm)	—	0.30-0.95" (7.6-24.1mm)
Plug, NEMA L12-20, L12-30, L13-30	1.83" (47.0mm)	2.85" (72.3mm)	2.13" (54.1mm)	—	0.38-1.00" (9.5-25.4mm)
Plug, Angled 15A	1.37" (34.8mm)	1.30" (33.0mm)	1.50" (38.1mm)	2.08" (52.8mm)	0.33-0.66" (8.4-16.8mm)
Connector, NEMA L9-20, L9-30	1.83" (47.5mm)	3.90" (99.1mm)	2.13" (54.1mm)	—	0.30-0.95" (7.6-24.1mm)
Connector, NEMA L12-20, L12-30, L13-30	1.83" (47.5mm)	3.90" (99.1mm)	2.13" (54.1mm)	—	0.38-1.00" (9.5-25.4mm)



Compliances, specifications and availability are subject to change without notice.

Arrow Hart industrial grade locking device dimensions

Table 8. Locking receptacles

Family	A	B	C	D	E	F
Small receptacle, 10/15A	1.40" (35.6mm)	1.53" (38.9mm)	1.72" (43.7mm)	0.82" (20.8mm)	3.22" (81.8mm)	4.03" (102.4mm)
Small receptacle, NEMA L1-15	1.36" (34.5mm)	1.40" (35.6mm)	1.68" (42.7mm)	0.95" (24.1mm)	3.33" (84.6mm)	3.69" (93.7mm)
Small receptacle, NEMA L2-20	1.37" (34.8mm)	1.37" (34.8mm)	2.02" (51.3mm)	1.12" (28.4mm)	3.21" (81.5mm)	3.62" (92.0mm)
Small receptacle, NEMA L5-15, L6-15, L7-15	1.39" (35.3mm)	1.54" (39.1mm)	1.72" (43.7mm)	0.82" (20.8mm)	3.21" (81.5mm)	4.04" (102.6mm)
NEMA L24-20	1.57" (39.9mm)	1.62" (41.1mm)	2.31" (58.7mm)	1.04" (26.5mm)	3.30" (83.8mm)	3.64" (92.5mm)
20A	1.56" (39.6mm)	1.56" (39.6mm)	2.64" (67.1mm)	1.06" (26.9mm)	3.22" (81.8mm)	3.64" (92.5mm)
30A	1.56" (39.6mm)	1.61" (40.9mm)	2.64" (67.1mm)	1.09" (27.7mm)	3.21" (81.5mm)	3.63" (92.2mm)
Duplex receptacle, 10/15A	1.11" (28.2mm)	1.59" (40.4mm)	2.80" (71.1mm)	0.82" (20.8mm)	3.29" (83.6mm)	4.05" (102.9mm)
Duplex receptacle, 15A	1.09" (27.7mm)	1.50" (38.1mm)	2.63" (66.8mm)	0.97" (24.6mm)	3.32" (84.3mm)	3.63" (92.2mm)

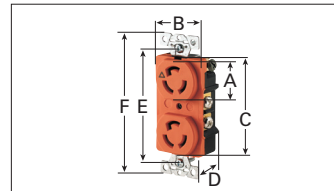
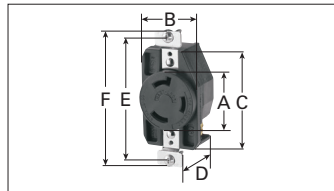
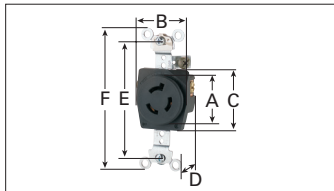


Table 9. Locking flanged inlets

Family	A	B	C	D	E	F
15A: 2P-2W & 2P-3W	1.56" (39.6mm)	1.92" (48.8mm)	1.72" (43.7mm)	2.56" (65.0mm)	0.25" (6.4mm)	2.09" (53.1mm)
20A: 2P-3W & 3P-3W	2.03" (51.6mm)	2.24" (56.9mm)	2.06" (52.3mm)	2.88" (73.2mm)	0.22" (5.6mm)	1.25" (31.8mm)
20A: 3P-4W, 4P-4W, 4P-5W	2.03" (51.6mm)	2.24" (56.9mm)	2.19" (55.6mm)	3.06" (77.7mm)	0.22" (5.6mm)	1.34" (34.0mm)
20A: NEMA L9-20, L12-20	1.94" (49.3mm)	2.09" (53.1mm)	2.04" (51.8mm)	2.88" (73.2mm)	0.20" (5.1mm)	1.25" (31.8mm)
30A: 2P-3W, 3P-3W	2.03" (51.6mm)	2.24" (56.9mm)	2.06" (52.3mm)	2.88" (73.2mm)	0.22" (5.6mm)	1.25" (31.8mm)
30A: 3P-4W, 4P-4W, 4P-5W	2.03" (51.6mm)	2.24" (56.9mm)	2.19" (55.6mm)	3.06" (77.7mm)	0.22" (5.6mm)	1.34" (34.0mm)
30A: NEMA L9-30, L12-30, L13-30	1.94" (49.3mm)	2.02" (51.3mm)	2.12" (53.8mm)	2.88" (73.2mm)	0.19" (4.8mm)	1.25" (31.8mm)

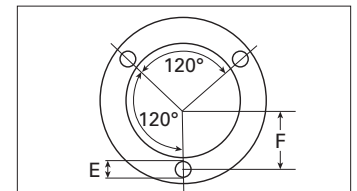

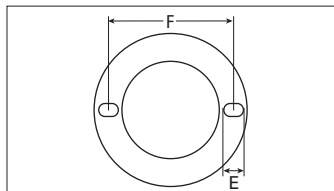
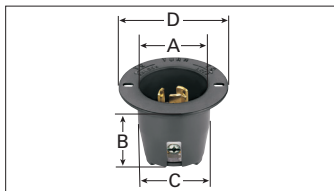
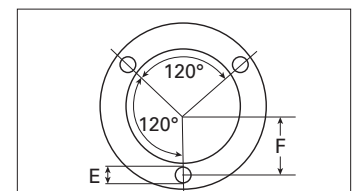

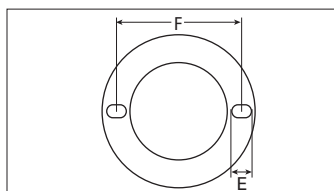


Table 10. Locking flanged outlets

Family	A	B	C	D	E	F
15A: 2P-2W & 2P-3W	1.14" (29.0mm)	0.92" (23.4mm)	1.72" (43.7mm)	2.56" (65.0mm)	0.25" (6.4mm)	2.09" (53.1mm)
20A: NEMA L2-20	1.48" (37.6mm)	1.69" (42.9mm)	1.56" (39.7mm)	2.50" (63.5mm)	0.54" (13.7mm)	2.06" (52.4mm)
20A: 2P-3W, 3P-3W	2.03" (51.6mm)	2.24" (56.9mm)	2.06" (52.3mm)	2.88" (73.2mm)	0.22" (5.6mm)	1.25" (31.8mm)
20A: 3P-4W, 4P-4W, 4P-5W	2.03" (51.6mm)	2.24" (56.9mm)	2.19" (55.6mm)	3.06" (77.7mm)	0.22" (5.6mm)	1.34" (34.0mm)
20A: NEMA L9-20, L12-20	1.94" (49.3mm)	2.09" (53.1mm)	2.04" (51.8mm)	2.87" (72.9mm)	0.19" (4.8mm)	1.25" (31.8mm)
30A: 2P-3W, 3P-3W	2.03" (51.6mm)	2.24" (56.9mm)	2.06" (52.3mm)	2.88" (73.2mm)	0.22" (5.6mm)	1.25" (31.8mm)
30A: 3P-4W, 4P-4W, 4P-5W	2.03" (51.6mm)	2.24" (56.9mm)	2.19" (55.6mm)	3.06" (77.7mm)	0.22" (5.6mm)	1.34" (34.0mm)
30A: NEMA L9-30, L12-30, L13-30	1.94" (49.3mm)	2.02" (51.3mm)	2.12" (53.8mm)	2.86" (72.6mm)	0.20" (5.1mm)	1.20" (30.5mm)



Compliances, specifications and availability are subject to change without notice.

Arrow Hart hospital & industrial grade straight blade devices specification & performance data

	15 & 20A Hospital grade plugs & connectors NEMA 5-15, 6-15, 5-20, 6-20	15 & 20A Hospital grade quick grip plugs & connectors NEMA 5-15
Wiring type	Back wire	Back wire
Testing & code compliance	<ul style="list-style-type: none"> cULus listed to 498, file no. E15058; file no. E15012 (hospital grade) UL verified to Fed Spec WC-596G 	<ul style="list-style-type: none"> Listed to UL498, file no. E15012 UL verified to Fed Spec WC-596G
Environmental specifications	Flammability: Meets UL94 requirements; V2 rated Temperature rating: -40°C to 75°C (-40°F to 167°F)	Flammability: Meets UL94 requirements; V2 rated Temperature rating: -40°C to 75°C (-40°F to 167°F)
Electrical specifications	Dielectric voltage: Twice the device rating + 1000V per UL498 Current interrupting: Yes, at full-rated current Temperature rise: Max. 30°C (86°F) after 250 cycles of overload @ 200% of rated current (DC)	Dielectric voltage: Twice the device rating + 1000V per UL498 Current interrupting: Yes, at full-rated current Temperature rise: Max. 30°C (86°F) after 50 cycles of overload @ 150% of rated current (DC)
Mechanical specifications	Terminal accommodation: #18 - #12 AWG Voltage ratings: Permanently marked on device	Terminal accommodation: #18 - #12 AWG Voltage ratings: Permanently marked on device
Material specifications	Plug/connector outer shell: Nylon Interior body: Nylon Terminal retainer: Polycarbonate Blades: 0.060" thick brass Line contacts: 0.031" thick brass Terminal clamps: Steel, zinc plated Terminal screws: #8-32 steel, brass plated (hot) and zinc plated (neutral screw) Ground screw: #8-32 steel, zinc plated (green) Assembly/mounting screws: Steel, nickel plated Cord clamp: Nylon Cord clamp screws: Steel Gasket/dust shield: EPDM	Plug/connector outer shell: Nylon Interior body: N/A Terminal retainer: Polycarbonate Blades: 0.060" thick brass Line contacts: 0.030" thick brass Terminal clamps: Steel, zinc plated Terminal screws: #8-32 steel, brass plated (hot) and zinc plated (neutral screw) Ground screw: #8-32 steel, zinc plated (green) Assembly/mounting screws: Steel, nickel plated Cord clamp: Nylon Cord clamp screws: Steel Gasket/dust shield: N/A
	15 & 20A Industrial grade plugs & connectors NEMA 5-15, 6-15, 5-20, 6-20	15 & 20A Industrial grade quick grip plugs & connectors NEMA 5-15, 6-15, 5-20, 6-20
Wiring type	Back wire	Back wire
Testing & code compliance	<ul style="list-style-type: none"> cULus Listed to UL498, file no. E3663 Complies with Fed Spec WC-596F CSA certified to C22.2, no. 42-99 file no. 7087 (6221-02) 7251N: NOM certified 	<ul style="list-style-type: none"> cULus Listed to UL498, file no. E15012 UL verified to Fed Spec WC-596G
Environmental specifications	Flammability: Meets UL94 requirements; V2 rated Temperature rating: -40°C to 75°C (-40°F to 167°F)	Flammability: Meets UL94 requirements; V2 rated Temperature rating: -40°C to 75°C (-40°F to 167°F)
Electrical specifications	Dielectric voltage: Twice the device rating + 1000V per UL498 Current interrupting: Yes, at full-rated current Temperature rise: Max. 30°C (86°F) after 250 cycles of overload @ 200% of rated current (DC)	Dielectric voltage: Twice the device rating + 1000V per UL498 Current interrupting: Yes, at full-rated current Temperature rise: Max. 30°C (86°F) after 250 cycles of overload @ 200% of rated current (DC)
Mechanical specifications	Terminal accommodation: #16 - #12 AWG Voltage ratings: Permanently marked on device	Terminal accommodation: #18 - #12 AWG Voltage ratings: Permanently marked on device
Material specifications	Plug/connector outer shell: Nylon Interior body: Nylon Terminal retainer: Polycarbonate Blades: 0.062" thick brass Line contacts: 0.031" thick brass Terminal clamps: Steel, zinc plated Terminal screws: #8-32 steel, brass plated (hot) and zinc plated (neutral screw) Ground contact: 0.041" thick brass Ground screw: #8-32 steel, zinc plated (green) Assembly/mounting screws: Steel, nickel plated Cord clamp: Nylon Cord clamp screws: Steel Gasket/dust shield: EPDM	Plug/connector outer shell: Nylon Interior body: N/A Terminal retainer: Polycarbonate Blades: 0.060" thick brass Line contacts: 0.030" thick brass Terminal clamps: Steel, zinc plated Terminal screws: #8-32 steel, brass plated (hot) and zinc plated (neutral screw) Ground contact: Brass Ground screw: #8-32 steel, zinc plated (green) Assembly/mounting screws: Steel, nickel plated Cord clamp: Nylon Cord clamp screws: Steel Gasket/dust shield: N/A

Compliances, specifications and availability are subject to change without notice.

Arrow Hart industrial grade straight blade & locking devices specification & performance data

	15 & 20A Industrial grade flanged inlets NEMA 5-15, 6-15, 5-20, 6-20	15 & 20A Industrial grade flanged outlets NEMA 5-15, 6-15, 5-20, 6-20
Wiring type	Side wire	Side wire
Testing & code compliance	<ul style="list-style-type: none"> Listed to UL498, file no. E3663 cUL Listed to CSA C22.2, no. 42-M1999 5278C, 5678C: also NOM certified 	<ul style="list-style-type: none"> Listed to UL498, file no. E2369 CSA certified to C22.2, no. 42-99 & 182.3-M1987 file no. 7087 (6233-01)
Environmental specifications	Flammability: Meets UL94 requirements; V2 rated Temperature rating: -40°C to 105°C (-40°F to 221°F)	Flammability: Meets UL94 requirements; V2 rated Temperature rating: -40°C to 105°C (-40°F to 221°F)
Electrical specifications	Dielectric voltage: Twice the device rating + 1000V per UL498 Current interrupting: Yes, at full-rated current Temperature rise: Max. 30°C (86°F) at maximum rated current (DC)	Dielectric voltage: Twice the device rating + 1000V per UL498 Current interrupting: Yes, at full-rated current Temperature rise: Max. 30°C (86°F) after 50 cycles of overload @ 150% of rated current (DC)
Mechanical specifications	Terminal accommodation: #14 AWG Voltage ratings: Permanently marked on device	Terminal accommodation: #14 AWG Voltage ratings: Permanently marked on device
Material specifications	Plug/connector outer shell: Nylon (except 5278 steel) Interior body: Lexan (except 5278 urea) Terminal retainer: Lexan (except 5278 urea) Blades: 0.062" thick brass Line contacts: N/A Terminal clamps: Steel Terminal screws: #8-32 steel, brass plated (hot) or nickel plated (neutral) (except 5278 #8-32 brass) Ground screw: #8-32 steel, zinc plated (green) (except 5278 #8-32 brass) Assembly screws/rivets: Steel screws (except 5278 steel rivets, zinc plated)	Plug/connector outer shell: Nylon (except 5246 steel) Interior body: Lexan (except 5246 nylon) Terminal retainer: Lexan (except 5246 nylon) Blades: N/A Line contacts: 0.031" thick brass Terminal clamps: Brass Terminal screws: #8-32 steel, brass plated (hot) or nickel plated (neutral) (except 5246, brass) Ground screw: #8-32 brass, zinc plated (green) Assembly screws/rivets: Steel screws (except 5246C steel rivets)

	15A Plugs & connectors NEMA L5-15, L6-15, L7-15	15A Plugs & connectors Non-NEMA 10/15A	15 & 20A Plugs & connectors NEMA L1-15, L2-20
Wiring Type	Back wire	Back wire	Back wire
Testing & code compliance	<ul style="list-style-type: none"> cULus Listed to UL498, file no. E3663 UL verified to Fed Spec WC-596F cUL Listed to CSA C22.2, no. 42 file no. E3663 	<ul style="list-style-type: none"> UL recognized component for US & Canada, file no. E366 	<ul style="list-style-type: none"> Listed to UL498, file no. E3663 cUL Listed to C22.2, no. 42 file no. E3663 L2-20 cUL Listed to C22.2, no. 42, file no. E3663 L2-20 NOM certified
Environmental Specifications	Flammability: Meets UL94 requirements; V0 rated Temperature rating: -40°C to 60°C (-40°F to 140°F)	Flammability: Meets UL94 requirements; V2 rated Temperature rating: -40°C to 60°C (-40°F to 140°F)	Flammability: Meets UL94 requirements; V2 rated Temperature rating: -40°C to 60°C (-40°F to 140°F)
Electrical Specifications	Dielectric voltage: Twice the device rating + 1000V per UL498 Current interrupting: Yes, at full-rated current Temperature rise: Max. 30°C (86°F) after 250 cycles of overload at 200% of rated current (DC)	Dielectric voltage: Twice the device rating + 1000V per UL498 Current interrupting: Yes, at full-rated current Temperature rise: Max. 30°C (86°F) after 50 cycles of overload at 150% of rated current (DC)	Dielectric voltage: Twice the device rating + 1000V per UL498 Current interrupting: Yes, at full-rated current Temperature rise: Max. 30°C (86°F) after 50 cycles of overload at 150% of rated current (DC)
Mechanical Specifications	Terminal accommodation: #16 - #12 AWG Voltage ratings: Permanently marked on device	Terminal accommodation: #16 - #12 AWG Voltage ratings: Permanently marked on device	Terminal accommodation: #16 - #12 AWG Voltage ratings: Permanently marked on device
Material specifications	Outer shell: Nylon Interior body: Nylon Terminal retainer: Polycarbonate Blades: Brass Line contacts: Brass Terminal clamps: Steel, zinc plated Terminal screws: #8-32 steel, brass plated, nickel plated (neutral screw) Ground screw: #8-32 brass plated (green) Assembly screws: Steel, nickel plated Cord clamp: Nylon Cord clamp screws: Steel, nickel plated Gasket/dust shield: EPDM	Outer shell: Nylon Interior body: Nylon Terminal retainer: Polycarbonate Blades: Brass Line contacts: Brass, tin plated Terminal clamps: Steel, zinc plated Terminal screws: #8-32 steel, brass plated, nickel plated (neutral screw) Ground screw: #8-32 brass plated (green) Assembly screws: Steel, nickel plated Cord clamp: Nylon Cord clamp screws: Steel, nickel plated Gasket/dust shield: Neoprene	Outer shell: Nylon Interior body: Nylon Terminal retainer: Nylon Blades: Brass Line contacts: Brass (except L2-20 tin plated) Terminal clamps: Steel, zinc plated Terminal screws: Brass Ground screw: Brass Assembly screws: Steel, nickel plated (except L1-15 steel) Cord clamp: Nylon Cord clamp screws: Steel, nickel plated Gasket/dust shield: Neoprene

Compliances, specifications and availability are subject to change without notice.

Arrow Hart industrial grade locking devices specification & performance data

	20 & 30A Ultra grip plugs & connectors NEMA L5-20, L6-20, L11-20, L15-20, L7-20, L8-20, L16-20, L18-20, L21-20, L10-20, L14-20, L19-20, L22-20, L20-20, L23-20, L5-30, L6-30, L11-30, L15-30, L7-30, L8-30, L16-30, L17-30, L18-30, L21-30, L10-30, L14-30, L19-30, L22-30, L20-30, L23-30, L25-30 Non-NEMA 30A	20 & 30A Auto grip plugs & connectors NEMA L12-20, L9-20, L12-30, L9-30, L13-30, L26-30	20A Safety grip plugs & connectors NEMA L24-20, Non-NEMA 20A
Wiring type	Back wire	Back wire	Back wire
Testing & code compliance	<ul style="list-style-type: none"> cULus Listed to UL498, file no. E3663, except L10-30: UL Listed; L2120_F & L2130_F series not listed L8-30 cUL Listed to C22.2, no. 42, file no. E3663 NOM certified, except L8-30, L10-30, L22-30, L2120_F series 	<ul style="list-style-type: none"> cULus Listed to UL498 and C22.2, no. 42-10, UL file E15012 Fed Spec WC-596H for 25-30 and 26-30 	<ul style="list-style-type: none"> cULus Listed to UL498 and C22.2, no. 42-10, UL file E15012 Fed Spec WC-596H for 25-30 and 26-30
Environmental specifications	Flammability: Meets UL94 requirements; V2 rated Temperature rating: -40°C to 60°C (-40°F to 140°F), (except flat cable: -40°C to 75°C (-40°F to 167°F))	Flammability: Meets UL94 requirements; V2 rated Temperature rating: -40°C to 60°C (-40°F to 140°F)	Flammability: Meets UL94 requirements; V2 rated Temperature rating: -40°C to 60°C (-40°F to 140°F), (except L24-20, -40°C to 75°C (-40°F to 167°F))
Electrical specifications	Dielectric voltage: Twice the device rating + 1000V per UL498 Current interrupting: Yes, at full-rated current Temperature rise: Max. 30°C (86°F) 50 cycles of overload at 150% of rated current (DC)	Dielectric voltage: Twice the device rating + 1000V per UL498 Current interrupting: Yes, at full-rated current Temperature rise: Max. 30°C (86°F) 50 cycles of overload at 150% of rated current (DC)	Dielectric voltage: Twice the device rating + 1000V per UL498 Current interrupting: Yes, at full-rated current Temperature rise: Max. 30°C (86°F) 50 cycles of overload at 150% of rated current (DC)
Mechanical specifications	Terminal accommodation: #16 - #8 AWG Voltage ratings: Permanently marked on device	Terminal accommodation: #18 - #8 AWG Voltage ratings: Permanently marked on device	Terminal accommodation: #16 - #8 AWG (except L24-20 #18 - #8) Voltage ratings: Permanently marked on device
Material specifications	Outer shell: Nylon Interior body: Nylon Terminal retainer: Polycarbonate Blades: Brass Line contacts: Brass, tin plated Terminal clamps: Steel, tin plated Terminal screws: #10-32 brass, zinc plated (neutral screw) Ground screw: #10-32 brass Assembly screws: Steel, nickel plated Cord clamp: Nylon Cord clamp screws: Steel, nickel plated Gasket/dust shield: EPDM	Outer shell: Nylon Interior body: Nylon Terminal retainer: Polycarbonate Blades: Brass Line contacts: Brass Terminal clamps: Steel Terminal screws: #10-32 brass, zinc plated (neutral screw) Ground screw: #10-32 brass Assembly screws: Steel, nickel plated Cord clamp: Nylon Cord clamp screws: Steel, zinc plated Gasket/dust shield: EPDM	Outer shell: Nylon Interior body: Nylon Terminal retainer: Polycarbonate Blades: Brass Line contacts: Brass Terminal clamps: Steel Terminal screws: #8-32 brass zinc plated (neutral screw), (except L24-20 brass) Ground screw: #8-32 brass plated (green) Assembly screws: Steel, nickel plated Cord clamp: Nylon Cord clamp screws: Steel, nickel plated Gasket/dust shield: Neoprene

	15A Single & duplex receptacles NEMA L5-15, L6-15, L7-15, Non-NEMA 15/10A	15A Single & duplex receptacles NEMA L1-15	15A Isolated ground receptacles NEMA L5-15, L6-15	20A Single receptacle NEMA L2-20, L24-20
Wiring type	Back & side wire	Back & side wire	Back & side wire	Back & side wire
Testing & code compliance	<ul style="list-style-type: none"> Listed to UL498, file no. 2369 UL verified to Fed Spec WC-596G, except CWL515R Non NEMA: UL recognized component, file no. E2369 CSA certified to C22.2, no. 42 	<ul style="list-style-type: none"> UL recognized component, file no. E2369 	<ul style="list-style-type: none"> Listed to UL498, file no. 2369 CSA certified to C22.2, no. 42, except IGL615R 	<ul style="list-style-type: none"> Listed to UL498, file no. E2369
Environmental specifications	Flammability: Meets UL94 requirements; V0 rated Temperature rating: -40°C to 115°C (-40°F to 239°F)	Flammability: Meets UL94 requirements; V0 rated Temperature rating: -40°C to 105°C (-40°F to 221°F)	Flammability: Meets UL94 requirements; V0 rated Temperature rating: -40°C to 115°C (-40°F to 239°F)	Flammability: Meets UL94 requirements; V0 rated, (except L24-20; V2 rated) Temperature rating: -40°C to 105°C (-40°F to 221°F), (except L24-20, -40°C to 115°C (-40°F to 239°F))
Electrical specifications	Dielectric voltage: <300V: 2000V, 301-600V: 3000V per UL498 Current interrupting: Yes, at full-rated current Temperature rise: Max. 30°C (86°F) after 250 cycles of overload @ 200% of rated current (DC), (except Non-NEMA 15/10A, Max. 30°C (86°F) after 50 cycles of overload @ 150% of rated current (DC))	Dielectric voltage: <300V: 2000V, 301-600V: 3000V per UL498 Current interrupting: Yes, at full-rated current Temperature rise: Max. 30°C (86°F) after 50 cycles of overload @ 150% of rated current (DC)	Dielectric voltage: <300V: 2000V, 301-600V: 3000V per UL498 Current interrupting: Yes, at full-rated current Temperature rise: Max. 30°C (86°F) after 50 cycles of overload @ 150% of rated current (DC)	Dielectric voltage: <300V: 2000V, 301-600V: 3000V per UL498 Current interrupting: Yes, at full-rated current Temperature rise: Max. 30°C (86°F) after 50 cycles of overload @ 150% of rated current (DC)
Mechanical specifications	Terminal accommodation: #14 - #10 AWG Voltage ratings: Permanently marked on device	Terminal accommodation: #14 - #10 AWG Voltage ratings: Permanently marked on device	Terminal accommodation: #14 - #10 AWG Voltage ratings: Permanently marked on device	Terminal accommodation: #14 - #10 AWG Voltage ratings: Permanently marked on device
Material specifications	Face: Glass-filled nylon Base: Glass-filled nylon Mounting strap: 0.050" thick pre-plated steel Auto ground clip: N/A Line contacts: 0.036" thick brass Terminal screws: #8-32 brass screws, nickel plated Ground screw: #8-32 brass screw (green) Mounting screws: Steel, zinc plated	Face: Glass-filled nylon Base: Glass-filled nylon Mounting strap: 0.050" thick pre-plated steel Auto ground clip: Yes Line contacts: 0.036" thick brass Terminal screws: #8-32 brass Ground screw: N/A Mounting screws: Steel, zinc plated	Face: Glass-filled nylon Base: Glass-filled nylon Mounting strap: 0.050" thick pre-plated steel Auto ground clip: Yes Line contacts: 0.036" thick brass Terminal screws: #8-32 brass screws, nickel plated Ground screw: #8-32 brass screw (green) Mounting screws: Steel, zinc plated	Face: Glass-filled nylon Base: Glass-filled nylon Mounting strap: 0.050" thick steel, zinc plated (except L24-20, brass) Auto ground clip: Yes Line contacts: 0.036" thick brass, bronze (except L24-20, brass) Terminal screws: #8-32 brass, tin plated (except L24-20, brass) Ground screw: N/A (except L24-20, brass) Mounting screws: Steel, zinc plated

Compliances, specifications and availability are subject to change without notice.

Arrow Hart industrial grade locking devices specification & performance data

	20A Single receptacles NEMA L5-20, L6-20, L7-20, L8-20, L9-20, L10-20, L11-20, L12-20, L14-20, L15-20, L16-20, L18-20, L19-20, L20-20, L21-20, L22-20, L23-20, Non-NEMA 20A	30A Single receptacles NEMA L5-30, L6-30, L7-30, L8-30, L9-30, L10-30, L11-30, L12-30, L13-30, L14-30, L15-30, L16-30, L17-30, L18-30, L19-30, L20-30, L21-30, L22-30, L23-30, L25-30, L26-30 Non-NEMA 30A	20 & 30A Isolated ground single receptacles NEMA L5-20, L6-20, L7-20, L8-20, L5-30, L6-30, L7-30, L8-30, L14-20, L15-20, L16-20, L14-30, L15-30, L16-30, L21-20, L22-20, L23-20, L21-30, L22-30, L23-30, L25-30, L26-30
Wiring type	Back & side wire	Back & side wire	Back & side wire
Testing & code compliance	<ul style="list-style-type: none"> Listed to UL498, file no. E2369 NEMA L5-20, L6-20, L7-20, L10-20, L14-20, L15-20, L18-20 & L21-20 also UL verified to Fed Spec WC-596G CSA certified to C22.2, no.42 except 7310B, NEMA L11-20, L12-20, 7410B, L18-20, L19-20, L20-20 NEMA L11-20, L14-20, L15-20, L18-20, L21-20, L22-20 also NOM certified 	<ul style="list-style-type: none"> Listed to UL498, file no. E2369 NEMA L5-30, L6-30, L7-30, L14-30, L15-30, L20-30, L21-30, L23-30 also UL verified to Fed Spec WC-596G CSA certified to C22.2, no. 42 except NEMA L11-20, L12-20, AH3330-2, L10-30, L11-30, L12-30, L13-30, AH3430, L18-30, L19-30, L20-30 NEMA L5-30, L10-30, L11-30, L14-30, L15-30, L18-30 also NOM certified 	<ul style="list-style-type: none"> Listed to UL498, file no. E2369 CSA certified to C22.2, no. 42 except NEMA L5-30 NOM certified, except for L7-20, L8-20, L6-30, L7-30, L8-30, L16-20, L21-30, L22-30, L23-30
Environmental specifications	Flammability: Meets UL94 requirements; V0 rated Temperature rating: -40°C to 60°C (-40°F to 140°F)	Flammability: Meets UL94 requirements; V0 rated Temperature rating: -40°C to 60°C (-40°F to 140°F)	Flammability: Meets UL94 requirements; V0 rated Temperature rating: -40°C to 70°C (-40°F to 158°F)
Electrical specifications	Dielectric voltage: ≤300V: 2000V, 301-600V: 3000V per UL498 Current interrupting: Yes, at full-rated current Temperature rise: Max. 30°C (86°F) after 250 cycles of overload @ 200% of rated current (DC)	Dielectric voltage: ≤300V: 2000V, 301-600V: 3000V per UL498 Current interrupting: Yes, at full-rated current Temperature rise: Max. 30°C (86°F) after 250 cycles of overload @ 200% of rated current (DC)	Dielectric voltage: ≤300V: 2000V, 301-600V: 3000V per UL498 Current interrupting: Yes, at full-rated current Temperature rise: Max. 30°C (86°F) after 50 cycles of overload @ 150% of rated current (DC)
Mechanical specifications	Terminal accommodation: #14 - #8 AWG Voltage ratings: Permanently marked on device	Terminal accommodation: #14 - #8 AWG Voltage ratings: Permanently marked on device	Terminal accommodation: #14 - #8 AWG Voltage ratings: Permanently marked on device
Material specifications	Face: Glass-filled nylon Base: Glass-filled nylon Mounting strap: 0.050" thick steel, zinc plated Line contacts: 0.041" thick brass Terminal screws: #10-32 brass, nickel plated (neutral screw) Ground screw: #10-32 brass (green) Terminal Clamps/Plates: 0.041" thick brass Ground Contacts: 0.041" thick brass Back Plate: 0.041" thick brass, nickel plated Mounting screws: Steel, zinc plated	Face: Glass-filled nylon Base: Glass-filled nylon Mounting strap: 0.050" thick steel, zinc plated Line contacts: 0.041" thick brass Terminal screws: #10-32 brass, nickel plated (neutral screw) Ground screw: #10-32 brass (green) Terminal Clamps/Plates: 0.041" thick brass Ground Contacts: 0.041" thick brass Back Plate: 0.041" thick brass, nickel plated Mounting screws: Steel, zinc plated	Face: Glass-filled nylon Base: Glass-filled nylon Mounting strap: 0.050" thick steel, zinc plated Line contacts: 0.041" thick brass Terminal screws: #10-32 brass, nickel plated (neutral screw) Ground screw: #10-32 brass (green) Terminal Clamps/Plates: 0.041" thick brass Ground Contacts: 0.041" thick brass Back Plate: 0.041" thick brass, nickel plated Mounting screws: Steel, zinc plated
	15A Flanged inlets & outlets NEMA L5-15, L6-15, L7-15	15 & 20A Flanged inlets & outlets NEMA L1-15, L2-20	20 & 30A Flanged inlets & outlets NEMA L5-20, L6-20, L8-30, L11-20, L14-30, L14-30, L21-30, L21-30
Wiring type	Back wire	Side wire	Back wire
Testing & code compliance	<ul style="list-style-type: none"> Listed to UL498, file no. E2369 CWL615FI, CWL715FI also cUL listed to UL498, file no. E3663 CWL615FI also UL verified to Fed Spec WC-596/102-1 CSA certified to C22.2, no.42 except CWL515FO 	<ul style="list-style-type: none"> Listed to UL498, file no. E2369 	<ul style="list-style-type: none"> AHL520FI, AHL520FO, AHL1430FO, AHL2130FI listed to UL498, file no. E2369; AHL1430FI, AHL2130FO is file no. E3663 AHL620FI, AHL830FI, AHL1120FO cUL Listed to UL498, file no. E3663 AHL520FO, AHL1430FI, AHL2130FI, AHL2130FO also CSA certified to C22.2, no. 42 AHL830FI, AHL1120FO, AHL1430FO CSA certified to C22.2, no. 42 AHL1430FI, AHL1430FO, AHL2130FI, AHL2130FO NOM certified
Environmental specifications	Flammability: Meets UL94 requirements; V2 rated Temperature rating: -40°C to 75°C (-40°F to 167°F)	Flammability: Meets UL94 requirements; V0 rated Temperature rating: -40°C to 105°C (-40°F to 221°F)	Flammability: Meets UL94 requirements; V2 rated Temperature rating: -40°C to 60°C (-40°F to 140°F)
Electrical specifications	Dielectric voltage: ≤300V: 2000V, 301-600V: 3000V per UL498 Current interrupting: Yes, at full-rated current Temperature rise: Flanged outlets: max. 30°C (86°F) after 50 cycles of overload @ 150% of rated current (DC); flanged inlets; max. 30°C (86°F) @ maximum rated current (DC)	Dielectric voltage: ≤300V: 2000V, 301-600V: 3000V per UL498 Current interrupting: Yes, at full-rated current Temperature rise: Flanged outlets: max. 30°C (86°F) after 50 cycles of overload @ 150% of rated current (DC); flanged inlets; max. 30°C (86°F) @ maximum rated current (DC)	Dielectric voltage: ≤300V: 2000V, 301-600V: 3000V per UL498 Current interrupting: Yes, at full-rated current Temperature rise: Flanged outlets: max. 30°C (86°F) after 50 cycles of overload @ 150% of rated current (DC); flanged inlets; max. 30°C (86°F) @ maximum rated current (DC)
Mechanical specifications	Terminal accommodation: #14 - #10 AWG Voltage ratings: Permanently marked on device	Terminal accommodation: #14 - #8 AWG (L2-20 #14 - #10 AWG) Voltage ratings: Permanently marked on device	Terminal accommodation: #14 - #8 AWG Voltage ratings: Permanently marked on device
Material-specifications	Outer shell: Nylon Interior body: Nylon Terminal retainer: Polycarbonate Blades: 0.062" thick brass Line contacts: 0.031" thick brass Terminal clamps: Steel Terminal screws: #8-32 brass Ground screw: #8-32 brass (green) Assembly screws: Steel, zinc plated Mounting screws: Steel, zinc plated	Outer shell: Plated brass Interior body: GF Nylon (L1-15FI, Phenolic) Terminal retainer: N/A Blades: 0.062" thick brass Line contacts: 0.031" thick brass (L1-15, 0.032" thick bronze) Terminal clamps: N/A Terminal screws: #6-32 brass Ground screw: #8-32 brass (green) Assembly screws: Steel, zinc plated Mounting screws: Steel, zinc plated	Outer shell: Nylon Interior body: Nylon Terminal retainer: Polycarbonate Blades: 0.062" thick brass Line contacts: 0.031" thick brass Terminal clamps: Steel Terminal screws: #10-32 brass, nickel plated (neutral screw) Ground screw: #10-32 brass (green) Assembly screws: Steel, zinc plated Mounting screws: Steel, zinc plated

Compliances, specifications and availability are subject to change without notice.

Arrow Hart industrial grade locking devices specification & performance data

	20 & 30A Flanged inlets NEMA L7-20, L8-20, L5-30, L6-30, L7-30, L10-20, L11-20, L10-30, L11-30, L14-20, L15-20, L16-20, L15-30, L16-30, L17-30, L18-20, L19-20, L20-20, L18-30, L19-30, L20-30, L21-20, L22-20, L23-20, L22-30, L23-30, Non-NEMA 20 & 30A, Non-NEMA 20/10A	20 & 30A Flanged outlets NEMA L8-20, L6-30, L7-30, L8-30, L10-20, L14-20, L15-20, L16-20, L15-30, L16-30, L17-30, L21-20, L22-20, L23-20, L22-30, L23-30	20 & 30A Flanged outlets NEMA L6-20, L7-20, L5-30, L10-30, L11-30, L18-20, L19-20, L20-20, L18-30, L19-30, L20-30, Non-NEMA 20 & 30A, Non-NEMA 20/10A
Wiring type	Back wire	Back wire	Back wire
Testing & code compliance	<ul style="list-style-type: none"> Listed to UL498 file no. E3663 cUL Listed to UL498, file no. E3663 	<ul style="list-style-type: none"> Listed to UL498 file no. E2369 CSA certified to C22.2, no. 42 	<ul style="list-style-type: none"> Listed to UL498 file no. E2369 CSA certified to C22.2, no. 42
Environmental specifications	Flammability: Meets UL94 requirements; V2 rated Temperature rating: -40°C to 60°C (-40°F to 140°F)	Flammability: Meets UL94 requirements; V2 rated Temperature rating: -40°C to 60°C (-40°F to 140°F)	Flammability: Meets UL94 requirements; V2 rated Temperature rating: -40°C to 60°C (-40°F to 140°F)
Electrical specifications	Dielectric voltage: ≤300V: 2000V, 301-600V: 3000V per UL498 Current interrupting: Yes, at full-rated current Temperature rise: Max. 30°C (86°F) @ maximum rated current (DC)	Dielectric voltage: ≤300V: 2000V, 301-600V: 3000V per UL498 Current interrupting: Yes, at full-rated current Temperature rise: Max. 30°C (86°F) after 50 cycles of overload @ 150% of rated current (DC)	Dielectric voltage: ≤300V: 2000V, 301-600V: 3000V per UL498 Current interrupting: Yes, at full-rated current Temperature rise: Max. 30°C (86°F) after 50 cycles of overload @ 150% of rated current (DC)
Mechanical specifications	Terminal accommodation: #14 - #8 AWG Voltage ratings: Permanently marked on device	Terminal accommodation: #14 - #8 AWG Voltage ratings: Permanently marked on device	Terminal accommodation: #14 - #8 AWG Voltage ratings: Permanently marked on device
Material specifications	Outer shell: Nylon Interior body: Nylon Terminal retainer: Polycarbonate Blades: 0.062" thick brass Line contacts: N/A Terminal clamps: Steel Terminal screws: #10-32 brass, nickel plated (neutral screw) Ground screw: #10-32 brass plated (green) Assembly screws: Steel, zinc plated Mounting screws: Steel, zinc plated	Outer shell: Nylon Interior body: Nylon Terminal retainer: Polycarbonate Blades: N/A Line contacts: 0.031" thick brass Terminal clamps: Steel Terminal screws: #10-32 brass, nickel plated (neutral screw) Ground screw: #10-32 brass plated (green) Assembly screws: Steel, zinc plated Mounting screws: Steel, zinc plated	Outer shell: Nylon Interior body: Nylon Terminal retainer: Polycarbonate Blades: N/A Line contacts: 0.031" thick brass Terminal clamps: Steel Terminal screws: #10-32 brass, nickel plated (neutral screw) Ground screw: #10-32 brass plated (green) Assembly screws: Steel, zinc plated Mounting screws: Steel, zinc plated

Compliances, specifications and availability are subject to change without notice.

Arrow Hart straight blade & locking devices certifications & compliances

Straight blade devices

Catalog no.	cULus	UL	CSA	FUS	NOM	NAFTA	ROHS
AH5246	•			•	•		•
AH5266	•			•			•
AH5266A	•			•			•
AH5266BK	•			•			•
AH5269	•			•			•
AH5269BK	•			•			•
AH5278	•				•		•
AH5278C	•			•			•
AH5279C		•	•				•
AH5364BK	•			•			•
AH5364Y	•			•			•
AH5366	•			•			•
AH5369	•			•			•
AH5369BK	•			•			•
AH5369Y	•			•			•
AH5464BK	•			•			•
AH5464Y	•			•			•
AH5466	•			•			•
AH5469	•			•			•
AH5469BK	•			•			•
AH5469Y	•			•			•
AH5666	•			•			•
AH5666BK	•			•			•
AH5666Y	•			•			•
AH5669	•			•			•
AH5669BK	•			•			•
AH5669Y	•			•			•
AH5678C	•			•			•
AH5679C		•					•
AH5778C	•			•			•
AH5779C		•					•
AH5878C	•			•			•
AH5879C		•					•
AH5965BK	•			•			•
AH5965Y	•			•			•
AH5969BK	•			•			•
AH5969Y	•			•			•
AH8115W	•			•			•
AH8119W	•			•			•
AH8215HG	•			•			•
AH8215HGA	•			•			•
AH8215HGAC	•			•			•
AH8215HGC	•			•			•
AH8219HG	•			•			•
AH8219HGC	•			•			•
AH8225HGA	•			•			•
AH8225HGAC	•			•			•
AH8315HG	•			•			•
AH8315HGA	•			•			•
AH8315HGAC	•			•			•
AH8319HG	•			•			•
AH8325HG	•			•			•
AH8325HGAC	•			•			•

Locking devices

Catalog no.	cULus	UL	CSA	FUS	RU	cRUus	NOM	NAFTA	ROHS
4700		•	•	•					•
4750		•	•	•					•
4755						•			•
4767						•			•
4767AN						•			•
5792		•	•						•
6580		•	•	•					•
7310B		•							•
7314C	•								•
7327N	•								•
7328N		•							•
7408N	•								•
7409N		•							•
7410B		•							•
7411C	•						•		•
7413C	•								•
7506	•								•
7540		•							•
7546	•								•
7548	•								•
7580					•				•
7582					•				•
9965C	•								•
AH3330-2		•							•
AH3331N	•								•
AH3333N	•								•
AH3336N	•								•
AH3337N	•								•
AH3430		•							•
AH3431N	•								•
AH3433N	•								•
AH3434N	•								•
AH3436N	•								•
AH3521BK	•								•
AH3523BK	•								•
AH3524BK	•								•
AH3525BK		•							•
AHL1020C	•								•
AHL1020FI	•								•
AHL1020FO		•	•						•
AHL1020P	•								•
AHL1020R		•			•				•
AHL1030C	•								•
AHL1030FI	•								•
AHL1030FO	•	•	•						•
AHL1030P	•								•
AHL1030R		•							•
AHL1120C	•								•
AHL1120FI	•								•
AHL1120FO		•							•
AHL1120P	•								•
AHL1120R		•							•
AHL1130C	•								•

KEY: cULus UL CSA Fed Spec RU cRUus NOM NAFTA ROHS

Parts are manufactured and designed in accordance with article 4 of the European Union's RoHS2 directive 2011/65/EU

Compliances, specifications and availability are subject to change without notice.

Arrow Hart locking devices certifications & compliances

Locking devices

Catalog no.	cULus	UL	CSA	FUS	RU	cRUus	NOM	NAFTA	ROHS
AHL1130FI	•							•	•
AHL1130FO		•							•
AHL1130P	•								•
AHL1130R		•					•	•	•
AHL1420C	•							•	•
AHL1420CBK	•								•
AHL1420FI	•							•	•
AHL1420FIBK	•							•	•
AHL1420FO	•	•						•	•
AHL1420FOBK	•	•							•
AHL1420P	•							•	•
AHL1420PBK	•								•
AHL1420R	•	•	•					•	•
AHL1430C	•							•	•
AHL1430FI	•							•	•
AHL1430FO	•	•						•	•
AHL1430P	•							•	•
AHL1430R	•	•	•					•	•
AHL1520C	•							•	•
AHL1520CBK	•							•	•
AHL1520FI	•							•	•
AHL1520FO	•	•						•	•
AHL1520P	•							•	•
AHL1520PBK	•							•	•
AHL1520R	•	•	•					•	•
AHL1530C	•							•	•
AHL1530FI	•							•	•
AHL1530FO	•	•						•	•
AHL1530P	•							•	•
AHL1530R	•	•	•					•	•
AHL1620C	•							•	•
AHL1620CBK	•							•	•
AHL1620FI	•							•	•
AHL1620FO	•	•						•	•
AHL1620P	•							•	•
AHL1620PBK	•							•	•
AHL1620R	•	•						•	•
AHL1630C	•							•	•
AHL1630FI	•							•	•
AHL1630FO	•	•						•	•
AHL1630P	•							•	•
AHL1630R	•	•						•	•
AHL1730C	•							•	•
AHL1730FI	•							•	•
AHL1730FO	•	•						•	•
AHL1730P	•							•	•
AHL1730R	•	•						•	•
AHL1820C	•					•		•	•
AHL1820FI	•					•		•	•
AHL1820FO	•							•	•
AHL1820P	•					•		•	•
AHL1820R	•	•	•			•		•	•
AHL1830C	•					•		•	•

KEY: cULus UL CSA FUS Fed Spec RU cRUus NOM NAFTA ROHS

Locking devices

Catalog no.	cULus	UL	CSA	FUS	RU	cRUus	NOM	NAFTA	ROHS
AHL1830P	•							•	•
AHL1830R		•						•	•
AHL1920C	•							•	•
AHL1920FI	•							•	•
AHL1920FO	•	•						•	•
AHL1920P	•							•	•
AHL1920R		•						•	•
AHL2020C	•							•	•
AHL2020FI	•							•	•
AHL2020FO	•	•						•	•
AHL2020P	•							•	•
AHL2020R		•						•	•
AHL2120C	•							•	•
AHL2120CBK	•							•	•
AHL2120CF	•							•	•
AHL2120FI	•							•	•
AHL2120FO	•	•	•					•	•
AHL2120P	•							•	•
AHL2120PBK	•							•	•
AHL2120PF	•							•	•
AHL2120R		•	•	•				•	•
AHL2130C	•							•	•
AHL2130CF	•							•	•
AHL2130FI	•							•	•
AHL2130FO	•	•	•					•	•
AHL2130P	•							•	•
AHL2130PF	•							•	•
AHL2130R		•		•				•	•
AHL2220C	•							•	•
AHL2220FI	•							•	•
AHL2220FO	•	•	•					•	•
AHL2220P	•							•	•
AHL2220R		•	•					•	•
AHL2320C	•							•	•
AHL2320FI	•							•	•
AHL2320FO	•	•	•					•	•
AHL2320P	•							•	•
AHL2320R		•	•					•	•
AHL2530P	•			•				•	•
AHL2530C	•			•				•	•
AHL2530R	•			•				•	•
AHL2630P	•			•				•	•
AHL2630C	•			•				•	•
AHL2630R	•			•				•	•
AHL520C	•							•	•
AHL520CBK	•							•	•
AHL520FI	•							•	•
AHL520FO	•	•	•					•	•
AHL520P	•							•	•
AHL520PBK	•							•	•
AHL520R	•	•	•	•				•	•
AHL530C	•							•	•
AHL530P	•							•	•

KEY: cULus UL CSA FUS Fed Spec RU cRUus NOM NAFTA ROHS

Parts are manufactured and designed in accordance with article 4 of the European Union's RoHS2 directive 2011/65/EU

Compliances, specifications and availability are subject to change without notice.

Arrow Hart locking devices certifications & compliances

Locking devices

Catalog no.	cULus	UL	CSA	FUS	RU	cRUus	NOM	NAFTA	ROHS
AHL530R		•	•	•				•	•
AHL620C	•							•	•
AHL620FI	•							•	•
AHL620FO		•	•					•	•
AHL620P	•							•	•
AHL620R		•	•	•			•	•	•
AHL630C	•							•	•
AHL630FI	•							•	•
AHL630FO		•	•					•	•
AHL630P	•							•	•
AHL630R		•	•	•				•	•
AHL720C	•							•	•
AHL720FI	•							•	•
AHL720FO		•	•					•	•
AHL720P	•							•	•
AHL720R		•	•	•				•	•
AHL730C	•							•	•
AHL730FI	•							•	•
AHL730FO		•	•					•	•
AHL730P	•							•	•
AHL730R		•	•	•				•	•
AHL820C	•							•	•
AHL820FI	•							•	•
AHL820FO		•	•					•	•
AHL820P	•							•	•
AHL820R		•	•					•	•
AHL830C	•							•	•
AHL830FI	•							•	•
AHL830FO		•	•					•	•
AHL830P	•							•	•
AHL830R		•	•					•	•
CWL115FI	•							•	•
CWL115FO		•						•	•
CWL115R		•						•	•
CWL1220C	•							•	•
CWL1220FI	•							•	•
CWL1220FO		•	•					•	•
CWL1220P	•							•	•
CWL1220R		•						•	•
CWL1230C	•		•					•	•
CWL1230FI	•		•					•	•
CWL1230FO		•						•	•
CWL1230P	•		•					•	•
CWL1230R		•						•	•
CWL1330C	•		•					•	•
CWL1330FI	•		•					•	•
CWL1330FO		•						•	•
CWL1330P	•		•					•	•
CWL1330R		•						•	•
CWL1830FI	•							•	•
CWL1830FO		•						•	•
CWL220C	•						•	•	•
CWL220FO		•						•	•

KEY: cULus UL CSA Fed Spec RU cRUus NOM NAFTA ROHS

Parts are manufactured and designed in accordance with article 4 of the European Union's RoHS2 directive 2011/65/EU

Compliances, specifications and availability are subject to change without notice.

Locking devices

Catalog no.	cULus	UL	CSA	FUS	RU	cRUus	NOM	NAFTA	ROHS
CWL220P	•							•	•
CWL220R		•						•	•
CWL515FI	•							•	•
CWL515FO		•	•					•	•
CWL515R		•	•	•				•	•
CWL530FI	•							•	•
CWL530FO		•	•					•	•
CWL615C	•							•	•
CWL615FI	•							•	•
CWL615FO		•	•					•	•
CWL615P	•							•	•
CWL615R		•	•	•				•	•
CWL715C	•							•	•
CWL715FI	•							•	•
CWL715FO		•	•					•	•
CWL715P	•							•	•
CWL715R		•	•	•				•	•
CWL920C		•	•					•	•
CWL920FI		•	•					•	•
CWL920FO		•	•					•	•
CWL920P		•	•					•	•
CWL920R		•	•					•	•
CWL930C	•							•	•
CWL930FI	•							•	•
CWL930FO		•						•	•
CWL930P	•							•	•
CWL930R		•	•					•	•
IG4700		•	•					•	•
IGL515R		•	•					•	•
IGL520R		•	•					•	•
IGL530P	•							•	•
IGL530R		•	•					•	•
IGL615R		•	•	•				•	•
IGL620R		•	•	•				•	•
IGL630R		•	•					•	•
IGL720R		•	•	•				•	•
IGL730R		•	•					•	•
IGL820R		•	•					•	•
IGL830R		•	•					•	•
IGL1420R		•	•					•	•
IGL1430R		•	•					•	•
IGL1520R		•	•	•				•	•
IGL1530R		•	•					•	•
IGL1620R		•	•					•	•
IGL2120R		•	•					•	•
IGL2130R		•	•					•	•
IGL2530R	•							•	•
IGL2630R	•							•	•
L2420P	•							•	•
L2420R			•					•	•

Visit our website:
www.Eaton.com/arrowhart

Electrical Sector
203 Cooper Circle
Peachtree City, GA 30269
United States
Eaton.com
Eaton.com/arrowhart

Electrical Sector
Canada Operations
5925 McLaughlin Road
Mississauga, Ontario, L5R 1B8
Canada
EatonCanada.ca
Eaton.com/arrowhart

Electrical Sector
Mexico Operations
Carr. Tlalnepantla -
Cuautitlan Km 178 s/n
Col. Villa Jardin esq.
Cerrada 8 de Mayo
Cuautitlan, Mexico CP 54800
Mexico
Eaton.mx
Eaton.com/arrowhart

Eaton
1000 Eaton Boulevard
Cleveland, OH 44122
United States
Eaton.com

© 2016 Eaton
All Rights Reserved
Printed in USA
Publication No. BR630005EN
April 2016

Eaton is a registered trademark.
All other trademarks are property
of their respective owners.

