

# Aspire LED, CFL & Incandescent Dimmer

|                 |              |
|-----------------|--------------|
| Project Name:   | Prepared By: |
| Project Number: | Date:        |
| Catalog Number: | Type:        |

## Description

Single Pole & 3-Way  
 300W Dimmable LED, Compact Fluorescent (CFL)  
 600W Incandescent/Halogen

## Design features

- Preset feature allows user to return to previous light when turning lights on
- Integrated full-slide control for easy, precise operation
- Preset versions can be wired as Single Pole or 3-Way
- Device can be wired into either 3-Way location (load side or line side)
- Neutral is not required for installation of device
- Replaces a standard switch and offers dimmer capabilities
- Power failure memory
- Radio Frequency Interface filtering is standard on all models
- Electrostatic discharge protection
- Precise color matching
- Compatible with any decorator wallplate or screwless wallplate
- Compatible with many dimmable CFL and LED lamps
- California Title 20 compliant



9573

**Table 1. Aspire Dimmers, Back & Side Wire**

| Catalog No. | Description                                       | LED/CFL Rating     | INC/Halogen Rating | Color Suffix   |
|-------------|---|--------------------|--------------------|----------------|
| □ 9573      | Slide Dimmer, Single Pole & 3-Way LED with Preset | 600W/VA<br>120V/AC |                    | AW, DS, SG, WS |

**Compliances, specifications and availability are subject to change without notice.**



*Powering Business Worldwide*

|                 |              |
|-----------------|--------------|
| Project Name:   | Prepared By: |
| Project Number: | Date:        |
| Catalog Number: | Type:        |

## Applications

Eaton's ASPIRE LED & CFL Dimmers provide full range classic linear-slide dimming for 300W dimmable CFL, and LED as well as 600W incandescent & halogen light sources. These units are ideal for residential and light commercial applications and are compatible with Decorator style devices and wallplates. Preset units feature a preset "ON/OFF" switch that automatically returns controlled light(s) to a preset level without disturbing the brightness level. The device is designed for both Single Pole (one location) and 3-Way (multi-location) applications.

**Table 2. Specifications**

|                                      |   |
|--------------------------------------|---|
| <b>Catalog No.</b>                   | <b>9573 Series</b>  |
| <b>Device Type</b>                   | <b>Aspire Slide Dimmers, 9573 Series</b>  |
| <b>Wiring Type</b>                   | Back & side wire  |
| <b>Testing &amp; Code Compliance</b> | <ul style="list-style-type: none"> <li>• cULus Listed to UL1472, file no. E47967</li> <li>• NOM Certified</li> <li>• California Title 20 compliant</li> </ul>   |
| <b>Environmental Specifications</b>  | <b>Flammability:</b> Meets UL 94 requirements; V2 rated<br><b>Temperature Rating:</b> 0°C to 40°C (32°F to 104°F)   |
| <b>Electrical Specifications</b>     | <b>Rating:</b> 120V/AC 60 Hz<br><b>Light Intensity Control:</b> Full-range, continuously variable dimming<br><b>Dimming Performance:</b> Solid State Dimming<br><b>Surge Protection:</b> Meets ANSI/IEEE Std. C62.41-1980, tested to withstand voltage surges up to 6000V and current surges of up to 200A without damage<br><b>Radio Frequency Interference:</b> Designed to reduce interference with radio, audio and video equipment<br><b>Power-failure Memory:</b> Light returns to same level prior to power interruption<br><b>Lamp Ratings:</b> 600W Incandescent, Halogen 300W Dimmable CFL, LED |
| <b>Mechanical Specifications</b>     | <b>Wiring Types:</b> Single Pole & 3-Way<br><b>LED Indicators:</b> Load status indicator<br><b>Voltage Ratings:</b> Permanently marked on device  |

**Table 3. Materials**

|                       |                    |
|-----------------------|--------------------|
| <b>Catalog No.</b>    | <b>9573 Series</b> |
| <b>Top Housing</b>    | Polycarbonate      |
| <b>Bottom Housing</b> | Polycarbonate      |
| <b>Strap</b>          | Aluminum           |
| <b>Form Factor</b>    | Decorator          |
| <b>Finish</b>         | Gloss              |

| De-Rating Chart      | 600W Models |            |            |
|----------------------|-------------|------------|------------|
|                      | 1-Gang      | 2-Gang     | 3-Gang     |
| Incandescent         | 600W max.   | 500W max.  | 500W max.  |
| Magnetic Low-Voltage | 600VA max.  | 500VA max. | 500VA max. |
| CFL and LED          | 300 W max.  | 300 W max. | 300 W max. |

**Table 4. Color Ordering Information**

For ordering, include Cat. No. followed by the color code: AW (Alpine White), DS (Desert Sand), SG (Silver Granite), WS (White Satin)

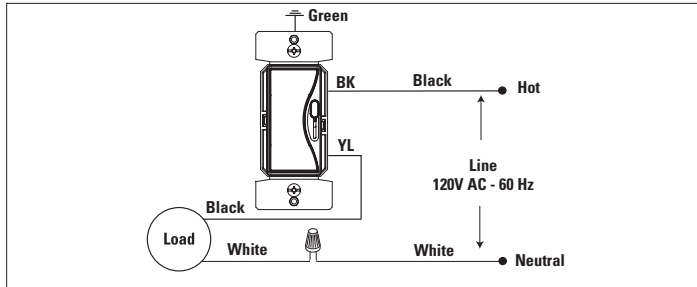
**Designer series color options**

|                |    |               |    |                  |    |               |    |
|----------------|----|---------------|----|------------------|----|---------------|----|
| AW             | AW | DS            | DS | SG               | SG | WS            | WS |
| (Alpine White) |    | (Desert Sand) |    | (Silver Granite) |    | (White Satin) |    |

|                 |              |
|-----------------|--------------|
| Project Name:   | Prepared By: |
| Project Number: | Date:        |
| Catalog Number: | Type:        |

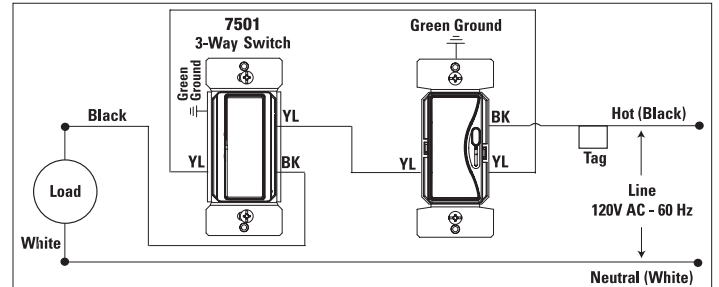
## Wiring Diagrams

### Single Pole Wiring Diagram, Incandescent, Halogen, LED & CFL



**Note:** Location of terminal screws are color-coded with "BK" or "YL"

### 3-Way Wiring Diagram, Incandescent, Halogen, LED & CFL



**Note:** 3-way switch must be used at the other location.

# Aspire LED, CFL & Incandescent Dimmer

|                 |              |
|-----------------|--------------|
| Project Name:   | Prepared By: |
| Project Number: | Date:        |
| Catalog Number: | Type:        |

Single Pole & 3-Way  
300W Dimmable LED, Compact Fluorescent (CFL)  
600W Incandescent/Halogen

## Compatible CFL Sources

|                 |  |
|-----------------|--|
| <b>Sylvania</b> | CF5EL/B10/C/DIM/827<br>CF5EL/A15/DIM/827<br>CF5EL/DECO/DIM<br>CF24EL/TWIST/827/DIM<br>CF19EL/BR40/827/DIM<br>CF15EL/BR30/DIM/827<br>CF14EL/TWIST/827/DIM<br>CF14EL/R20/827/DIM               |
| <b>TCP</b>      | 40114<br>40123<br>2R2014DIM<br>2R3016DIM<br>2R4019DIM<br>10123<br>8T03CL<br>8T05CL<br>8T08CL<br>8TC05F<br>8A08WH<br>8TF05F<br>2G2514DIM  |
| <b>Globe</b>    | CCFL R20<br>CCFL VANITY<br>CCFL A-TYPE<br>CCFL PAR20   |
| <b>Phillips</b> | EL/ES Dim 20 Alto<br>EL/A R30 DIM 16W<br>EL/A R40 DIM 20W<br>EL/A PAR38 DIM 20W<br>EL/A R40 Dim 20W(150725)<br>EL/mdT DIM 20W<br>EL/Dt dim 32W<br>EL/mdT Dim 15W<br>EL/A R30 DIM 16W(150417) |
| <b>Ecosmart</b> | ES5M814DIM<br>ES5M10123<br>ES5R214DIM50K<br>ES5CCDF052<br>ES5R315DIM   |
| <b>Feit</b>     | BPEL15T/DM<br>LBP13TC/DM<br>BPEL23T/DM<br>ESL15R30/DM<br>BPEL15R30/DM  |
| <b>GE</b>       | FLE15/2/DV/R30<br>FLE15HT3/2/DV/<br>FLE26/2/DV/R40<br>FLE26HT3/2/DV/   |
| <b>Neptune</b>  | 24514-ADIM<br>32016-ADIM   |

## Compatible LED Sources

|                         |  |
|-------------------------|--|
| <b>Cooper Lighting</b>  | AP706830WBST24 (formerly ALED3T24)<br>H455ICAT120D<br>H456ICAT120D<br>H455RICAT120D<br>ML706827<br>ML706830<br>ML706835<br>ML706840<br>ML709827ICAT120D<br>ML709830ICAT120D<br>ML709835ICAT120D<br>ML709840ICAT120D<br>RL706830E26WBS<br>RL706830WBS   |
| <b>Cree</b>             | LR6<br>LR6-DR650<br>LR6-DR1000<br>LE6<br>CR6<br>LR4E-15<br>LR4E-30   |
| <b>Phillips</b>         | EnduraLED 7A 2700 A19 Dimm (407956)<br>EnduraLED 11W 2700K PAR30S Dimmable (408096)<br>EnduraLED 11W 3000K PAR30S Dimmable (408104)<br>EnduraLED 11W 4200K PAR30S Dimmable (408112)<br>EnduraLED 11W 2700K PAR30L Dimmable (408120)<br>EnduraLED 11W 3000K PAR30L Dimmable (408138 )<br>EnduraLED 11W 4200K PAR30S Dimmable (408146)<br>EnduraLED 11W 4200K PAR30S Dimmable (410134)<br>EnduraLED 11W 2700K PAR30L Dimmable (410142)<br>EnduraLED 16W 2700K 120V PAR38 Dimmable (408153)<br>EnduraLED 16W 3000K 120V PAR38 Dimmable (408161)<br>EnduraLED 16W 4200K 120V PAR38 Dimmable (408179)<br>EnduraLED 6W 3000K R20 Dimm (408203) |
| <b>Sylvania</b>         | LED15PAR30LN/DIM/830/FL40<br>LED15PAR30LN/DIM/830/NFL25<br>LED15PAR30LN/DIM/827/NFL25<br>LED15PAR30LN/DIM/827/FL40<br>LED18PAR38/DIM/830/NFL25<br>LED18PAR38/DIM/830/FL40<br>LED18PAR38/DIM/827/NFL25<br>LED18PAR38/DIM/827/FL40<br>LED8A/DIM/F/830<br>LED8A/DIM/F/827<br>LED8G25/DIM/F/830<br>LED8G25/DIM/827<br>LED8PAR20/DIM/830/NFL25<br>LED8PAR20/DIM/830/FL36<br>LEDPAR20/DIM/827/NFL25<br>LEDPAR20/DIM/827/FL36   |
| <b>Ecosmart</b>         | ECO-575L<br>ECS19WW120<br>ECS20WWFL120<br>ECS30WWFL120<br>ECS38WWFL120<br>ECS25WW120   |
| <b>Lighting Science</b> | DFN20NWFL120<br>DFN38NWFL120<br>DFN30NWFL120<br>DFN19NW120<br>DFN25NWFL120   |
| <b>Satco</b>            | S873X (PAR20)<br>S874X, S877X (PAR30)<br>S875X (PAR 38)  |
| <b>Solaris</b>          | LR30/10/30/750<br>LR30/25/30/750<br>LR30LN/10/30/850<br>LR30LN/25/30/850<br>LR38/10/30/1000<br>LR38/25/30/1000   |

|                 |              |
|-----------------|--------------|
| Project Name:   | Prepared By: |
| Project Number: | Date:        |
| Catalog Number: | Type:        |

## Certifications & Compliances

| Catalog No. |  |  |  |
|-------------|---|---|---|
| DLC03P      | •   | •   | •   |

**KEY:**  cULus  NOM  Title 20 compliant

**Compliances, specifications and availability are subject to change without notice.**

Electrical Sector  
203 Cooper Circle  
Peachtree City, GA 30269  
United States  
Eaton.com  
Eaton.com/wiringdevices

Electrical Sector  
Canada Operations  
5925 McLaughlin Road  
Mississauga, Ontario, L5R 1B8  
Canada  
EatonCanada.ca  
Eaton.com/wiringdevices

Electrical Sector  
Mexico Operations  
Carr. Tlalnepantla -  
Cuautitlan Km 178 s/n  
Col. Villa Jardin esq.  
Cerrada 8 de Mayo  
Cuautitlan, Mexico CP 54800  
Mexico  
Eaton.mx  
Eaton.com/wiringdevices

# Aspire LED, CFL & Incandescent Dimmer

|                 |              |
|-----------------|--------------|
| Project Name:   | Prepared By: |
| Project Number: | Date:        |
| Catalog Number: | Type:        |

## Description

Single Pole & 3-Way  
 300W Dimmable LED, Compact Fluorescent (CFL)  
 600W Incandescent/Halogen

## Design features

- Preset feature allows user to return to previous light when turning lights on
- Integrated full-slide control for easy, precise operation
- Preset versions can be wired as Single Pole or 3-Way
- Device can be wired into either 3-Way location (load side or line side)
- Neutral is not required for installation of device
- Replaces a standard switch and offers dimmer capabilities
- Power failure memory
- Radio Frequency Interface filtering is standard on all models
- Electrostatic discharge protection
- Precise color matching
- Compatible with any decorator wallplate or screwless wallplate
- Compatible with many dimmable CFL and LED lamps
- California Title 20 compliant



9573

**Table 1. Aspire Dimmers, Back & Side Wire**

| Catalog No. | Description                                       | LED/CFL Rating     | INC/Halogen Rating | Color Suffix   |
|-------------|---|--------------------|--------------------|----------------|
| □ 9573      | Slide Dimmer, Single Pole & 3-Way LED with Preset | 600W/VA<br>120V/AC |                    | AW, DS, SG, WS |

**Compliances, specifications and availability are subject to change without notice.**



*Powering Business Worldwide*

|                 |              |
|-----------------|--------------|
| Project Name:   | Prepared By: |
| Project Number: | Date:        |
| Catalog Number: | Type:        |

## Applications

Eaton's ASPIRE LED & CFL Dimmers provide full range classic linear-slide dimming for 300W dimmable CFL, and LED as well as 600W incandescent & halogen light sources. These units are ideal for residential and light commercial applications and are compatible with Decorator style devices and wallplates. Preset units feature a preset "ON/OFF" switch that automatically returns controlled light(s) to a preset level without disturbing the brightness level. The device is designed for both Single Pole (one location) and 3-Way (multi-location) applications.

**Table 2. Specifications**

|                                      |   |
|--------------------------------------|---|
| <b>Catalog No.</b>                   | <b>9573 Series</b>  |
| <b>Device Type</b>                   | <b>Aspire Slide Dimmers, 9573 Series</b>  |
| <b>Wiring Type</b>                   | Back & side wire  |
| <b>Testing &amp; Code Compliance</b> | <ul style="list-style-type: none"> <li>• cULus Listed to UL1472, file no. E47967</li> <li>• NOM Certified</li> <li>• California Title 20 compliant</li> </ul>   |
| <b>Environmental Specifications</b>  | <b>Flammability:</b> Meets UL 94 requirements; V2 rated<br><b>Temperature Rating:</b> 0°C to 40°C (32°F to 104°F)   |
| <b>Electrical Specifications</b>     | <b>Rating:</b> 120V/AC 60 Hz<br><b>Light Intensity Control:</b> Full-range, continuously variable dimming<br><b>Dimming Performance:</b> Solid State Dimming<br><b>Surge Protection:</b> Meets ANSI/IEEE Std. C62.41-1980, tested to withstand voltage surges up to 6000V and current surges of up to 200A without damage<br><b>Radio Frequency Interference:</b> Designed to reduce interference with radio, audio and video equipment<br><b>Power-failure Memory:</b> Light returns to same level prior to power interruption<br><b>Lamp Ratings:</b> 600W Incandescent, Halogen 300W Dimmable CFL, LED |
| <b>Mechanical Specifications</b>     | <b>Wiring Types:</b> Single Pole & 3-Way<br><b>LED Indicators:</b> Load status indicator<br><b>Voltage Ratings:</b> Permanently marked on device  |

**Table 3. Materials**

|                       |                    |
|-----------------------|--------------------|
| <b>Catalog No.</b>    | <b>9573 Series</b> |
| <b>Top Housing</b>    | Polycarbonate      |
| <b>Bottom Housing</b> | Polycarbonate      |
| <b>Strap</b>          | Aluminum           |
| <b>Form Factor</b>    | Decorator          |
| <b>Finish</b>         | Gloss              |

| De-Rating Chart      | 600W Models |            |            |
|----------------------|-------------|------------|------------|
|                      | 1-Gang      | 2-Gang     | 3-Gang     |
| Incandescent         | 600W max.   | 500W max.  | 500W max.  |
| Magnetic Low-Voltage | 600VA max.  | 500VA max. | 500VA max. |
| CFL and LED          | 300 W max.  | 300 W max. | 300 W max. |

**Table 4. Color Ordering Information**

For ordering, include Cat. No. followed by the color code: AW (Alpine White), DS (Desert Sand), SG (Silver Granite), WS (White Satin)

**Designer series color options**

|                |    |               |    |                  |    |               |    |
|----------------|----|---------------|----|------------------|----|---------------|----|
| AW             | AW | DS            | DS | SG               | SG | WS            | WS |
| (Alpine White) |    | (Desert Sand) |    | (Silver Granite) |    | (White Satin) |    |

|                 |              |
|-----------------|--------------|
| Project Name:   | Prepared By: |
| Project Number: | Date:        |
| Catalog Number: | Type:        |

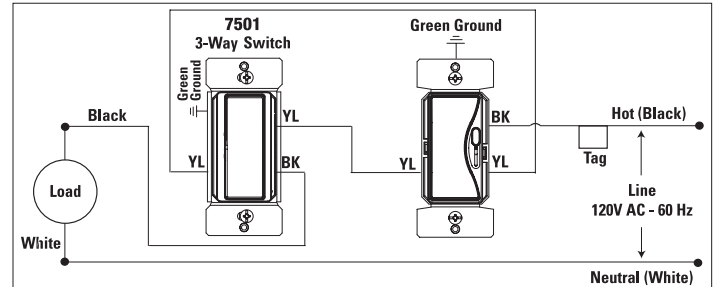
## Wiring Diagrams

### Single Pole Wiring Diagram, Incandescent, Halogen, LED & CFL



**Note:** Location of terminal screws are color-coded with "BK" or "YL"

### 3-Way Wiring Diagram, Incandescent, Halogen, LED & CFL



**Note:** 3-way switch must be used at the other location.



# Aspire LED, CFL & Incandescent Dimmer

|                 |              |
|-----------------|--------------|
| Project Name:   | Prepared By: |
| Project Number: | Date:        |
| Catalog Number: | Type:        |

Single Pole & 3-Way  
300W Dimmable LED, Compact Fluorescent (CFL)  
600W Incandescent/Halogen

## Compatible CFL Sources

|                 |  |
|-----------------|--|
| <b>Sylvania</b> | CF5EL/B10/C/DIM/827<br>CF5EL/A15/DIM/827<br>CF5EL/DECO/DIM<br>CF24EL/TWIST/827/DIM<br>CF19EL/BR40/827/DIM<br>CF15EL/BR30/DIM/827<br>CF14EL/TWIST/827/DIM<br>CF14EL/R20/827/DIM               |
| <b>TCP</b>      | 40114<br>40123<br>2R2014DIM<br>2R3016DIM<br>2R4019DIM<br>10123<br>8T03CL<br>8T05CL<br>8T08CL<br>8TC05F<br>8A08WH<br>8TF05F<br>2G2514DIM  |
| <b>Globe</b>    | CCFL R20<br>CCFL VANITY<br>CCFL A-TYPE<br>CCFL PAR20   |
| <b>Phillips</b> | EL/ES Dim 20 Alto<br>EL/A R30 DIM 16W<br>EL/A R40 DIM 20W<br>EL/A PAR38 DIM 20W<br>EL/A R40 Dim 20W(150725)<br>EL/mdT DIM 20W<br>EL/Dt dim 32W<br>EL/mdT Dim 15W<br>EL/A R30 DIM 16W(150417) |
| <b>Ecosmart</b> | ES5M814DIM<br>ES5M10123<br>ES5R214DIM50K<br>ES5CCDF052<br>ES5R315DIM   |
| <b>Feit</b>     | BPEL15T/DM<br>LBP13TC/DM<br>BPEL23T/DM<br>ESL15R30/DM<br>BPEL15R30/DM  |
| <b>GE</b>       | FLE15/2/DV/R30<br>FLE15HT3/2/DV/<br>FLE26/2/DV/R40<br>FLE26HT3/2/DV/   |
| <b>Neptune</b>  | 24514-ADIM<br>32016-ADIM   |

## Compatible LED Sources

|                         |  |
|-------------------------|--|
| <b>Cooper Lighting</b>  | AP706830WBST24 (formerly ALED3T24)<br>H455ICAT120D<br>H456ICAT120D<br>H455RICAT120D<br>ML706827<br>ML706830<br>ML706835<br>ML706840<br>ML709827ICAT120D<br>ML709830ICAT120D<br>ML709835ICAT120D<br>ML709840ICAT120D<br>RL706830E26WBS<br>RL706830WBS   |
| <b>Cree</b>             | LR6<br>LR6-DR650<br>LR6-DR1000<br>LE6<br>CR6<br>LR4E-15<br>LR4E-30   |
| <b>Phillips</b>         | EnduraLED 7A 2700 A19 Dimm (407956)<br>EnduraLED 11W 2700K PAR30S Dimmable (408096)<br>EnduraLED 11W 3000K PAR30S Dimmable (408104)<br>EnduraLED 11W 4200K PAR30S Dimmable (408112)<br>EnduraLED 11W 2700K PAR30L Dimmable (408120)<br>EnduraLED 11W 3000K PAR30L Dimmable (408138 )<br>EnduraLED 11W 4200K PAR30S Dimmable (408146)<br>EnduraLED 11W 4200K PAR30S Dimmable (410134)<br>EnduraLED 11W 2700K PAR30L Dimmable (410142)<br>EnduraLED 16W 2700K 120V PAR38 Dimmable (408153)<br>EnduraLED 16W 3000K 120V PAR38 Dimmable (408161)<br>EnduraLED 16W 4200K 120V PAR38 Dimmable (408179)<br>EnduraLED 6W 3000K R20 Dimm (408203) |
| <b>Sylvania</b>         | LED15PAR30LN/DIM/830/FL40<br>LED15PAR30LN/DIM/830/NFL25<br>LED15PAR30LN/DIM/827/NFL25<br>LED15PAR30LN/DIM/827/FL40<br>LED18PAR38/DIM/830/NFL25<br>LED18PAR38/DIM/830/FL40<br>LED18PAR38/DIM/827/NFL25<br>LED18PAR38/DIM/827/FL40<br>LED8A/DIM/F/830<br>LED8A/DIM/F/827<br>LED8G25/DIM/F/830<br>LED8G25/DIM/827<br>LED8PAR20/DIM/830/NFL25<br>LED8PAR20/DIM/830/FL36<br>LEDPAR20/DIM/827/NFL25<br>LEDPAR20/DIM/827/FL36   |
| <b>Ecosmart</b>         | ECO-575L<br>ECS19WW120<br>ECS20WWFL120<br>ECS30WWFL120<br>ECS38WWFL120<br>ECS25WW120   |
| <b>Lighting Science</b> | DFN20NWFL120<br>DFN38NWFL120<br>DFN30NWFL120<br>DFN19NW120<br>DFN25NWFL120   |
| <b>Satco</b>            | S873X (PAR20)<br>S874X, S877X (PAR30)<br>S875X (PAR 38)  |
| <b>Solaris</b>          | LR30/10/30/750<br>LR30/25/30/750<br>LR30LN/10/30/850<br>LR30LN/25/30/850<br>LR38/10/30/1000<br>LR38/25/30/1000   |

|                 |              |
|-----------------|--------------|
| Project Name:   | Prepared By: |
| Project Number: | Date:        |
| Catalog Number: | Type:        |

## Certifications & Compliances

| Catalog No. |  |  |  |
|-------------|---|---|---|
| DLC03P      | •   | •   | •   |

**KEY:**  cULus  NOM  Title 20 compliant

**Compliances, specifications and availability are subject to change without notice.**

Electrical Sector  
203 Cooper Circle  
Peachtree City, GA 30269  
United States  
Eaton.com  
Eaton.com/wiringdevices

Electrical Sector  
Canada Operations  
5925 McLaughlin Road  
Mississauga, Ontario, L5R 1B8  
Canada  
EatonCanada.ca  
Eaton.com/wiringdevices

Electrical Sector  
Mexico Operations  
Carr. Tlalnepantla -  
Cuautitlan Km 178 s/n  
Col. Villa Jardin esq.  
Cerrada 8 de Mayo  
Cuautitlan, Mexico CP 54800  
Mexico  
Eaton.mx  
Eaton.com/wiringdevices