

CONNECTORS

Compression Connectors

Aluminum, Dual Rated, Two Hole Standard Barrel AL-N Series

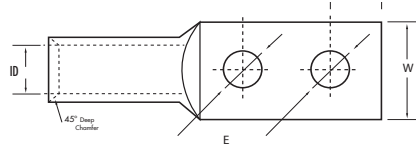
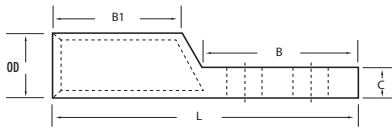



SPECIFICATIONS

- cULus Listed for Wire Connector.
- UL486A/B Listed for Wire Connector.
- UL Listed to 35kV when properly installed to cable manufacturers specifications.
- **Temperature Rating:** 90 °C. AL9CU
- **Crimp Tool:** N1240, N121D.
- **Voltage:** 600V max. (2000V max. per UL486B).

FEATURES

- Produced from high conductivity aluminum tubing.
- Electro-tin plated for corrosion resistance.
- Color coded and marked with die index information.
- Pre-filled with oxide inhibitor and capped with color coded cap.
- Listed for 35KV maximum when properly installed to cable manufactures specifications.



***EXPANDED WIRE RANGE** when installed with NSI N121D dieless compression tool.
UL Listed with other tools:
FOR TOOL/DIE CRIMPING INFORMATION, PLEASE SEE TABLE ON PAGE 90

CAT. NO.	WIRE RANGE	EXPANDED WIRE RANGE*	COLOR CODE	BOLT SIZE	MTG. HOLE SPACING	O.D.	I.D.	LENGTH (L)	WIDTH (W)	TANG LENGTH (A)	TANG LENGTH (B)	BARREL LENGTH (B1)	TANG THICKNESS (C)	MTG. HOLE DIA. (E)	STD. CTN. QTY.
AL1/ON	1/0 AWG	1/0-6 AWG	Tan	1/2	1.750	0.630	0.390	4.748	0.847	0.630	3.118	1.201	0.240	0.508	12
AL2/ON	2/0 AWG	2/0-4 AWG	Olive	1/2	1.750	0.690	0.440	4.799	0.937	0.630	3.118	1.299	0.240	0.508	12
AL3/ON	3/0 AWG	3/0-2 AWG	Ruby	1/2	1.750	0.760	0.480	5.000	1.028	0.630	3.118	1.402	0.280	0.508	12
AL4/ON	4/0 AWG	4/0-1 AWG	White	1/2	1.750	0.840	0.550	5.248	1.150	0.630	3.118	1.402	0.287	0.508	12
AL250N	250 MCM	250 MCM-1/0 AWG	Red	1/2	1.750	0.920	0.590	5.307	1.260	0.630	3.118	1.500	0.319	0.508	12
AL300N	300 MCM	300 MCM-2/0 AWG	Blue	1/2	1.750	1.010	0.650	5.500	1.370	0.630	3.118	1.598	0.347	0.508	6
AL350N	350 MCM	350MCM-3/0 AWG	Brown	1/2	1.750	1.120	0.720	5.870	1.520	0.630	3.118	1.902	0.390	0.508	6
AL400N	400 MCM	400MCM-4/0 AWG	Green	1/2	1.750	1.190	0.760	6.429	1.606	0.630	3.118	2.299	0.417	0.508	6
AL500N	500 MCM	500-250 MCM	Pink	1/2	1.750	1.320	0.840	6.500	1.787	0.630	3.118	2.500	0.469	0.508	6
AL600N	600 MCM	600-250 MCM	Black	1/2	1.750	1.440	0.920	6.748	1.779	0.630	3.118	2.598	0.508	0.508	3
AL750N	750 MCM	750-500 MCM	Yellow	1/2	1.750	1.598	1.030	7.370	1.744	0.630	3.118	3.201	0.547	0.508	3
AL1000N	1000 MCM	—	Brown	1/2	1.750	1.831	1.170	7.437	2.500	0.750	3.219	2.562	0.687	0.508	1

CONNECTORS

Compression Connectors

Aluminum, Dual Rated, Two Hole Standard Barrel AL-N Series

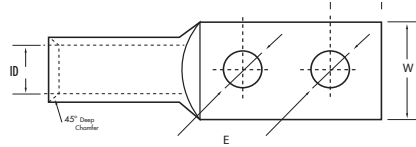
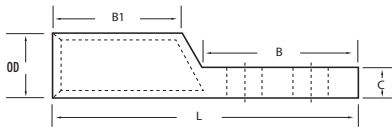


SPECIFICATIONS

- cULus Listed for Wire Connector.
- UL486A/B Listed for Wire Connector.
- UL Listed to 35kV when properly installed to cable manufacturers specifications.
- **Temperature Rating:** 90 °C. AL9CU
- **Crimp Tool:** N1240, N121D.
- **Voltage:** 600V max. (2000V max. per UL486B).

FEATURES

- Produced from high conductivity aluminum tubing.
- Electro-tin plated for corrosion resistance.
- Color coded and marked with die index information.
- Pre-filled with oxide inhibitor and capped with color coded cap.
- Listed for 35KV maximum when properly installed to cable manufactures specifications.



***EXPANDED WIRE RANGE** when installed with NSI N121D dieless compression tool.
UL Listed with other tools:
FOR TOOL/DIE CRIMPING INFORMATION, PLEASE SEE TABLE ON PAGE 90

CAT. NO.	WIRE RANGE	EXPANDED WIRE RANGE*	COLOR CODE	BOLT SIZE	MTG. HOLE SPACING	O.D.	I.D.	LENGTH (L)	WIDTH (W)	TANG LENGTH (A)	TANG LENGTH (B)	BARREL LENGTH (B1)	TANG THICKNESS (C)	MTG. HOLE DIA. (E)	STD. CTN. QTY.
AL1/ON	1/0 AWG	1/0-6 AWG	Tan	1/2	1.750	0.630	0.390	4.748	0.847	0.630	3.118	1.201	0.240	0.508	12
AL2/ON	2/0 AWG	2/0-4 AWG	Olive	1/2	1.750	0.690	0.440	4.799	0.937	0.630	3.118	1.299	0.240	0.508	12
AL3/ON	3/0 AWG	3/0-2 AWG	Ruby	1/2	1.750	0.760	0.480	5.000	1.028	0.630	3.118	1.402	0.280	0.508	12
AL4/ON	4/0 AWG	4/0-1 AWG	White	1/2	1.750	0.840	0.550	5.248	1.150	0.630	3.118	1.402	0.287	0.508	12
AL250N	250 MCM	250 MCM-1/0 AWG	Red	1/2	1.750	0.920	0.590	5.307	1.260	0.630	3.118	1.500	0.319	0.508	12
AL300N	300 MCM	300 MCM-2/0 AWG	Blue	1/2	1.750	1.010	0.650	5.500	1.370	0.630	3.118	1.598	0.347	0.508	6
AL350N	350 MCM	350MCM-3/0 AWG	Brown	1/2	1.750	1.120	0.720	5.870	1.520	0.630	3.118	1.902	0.390	0.508	6
AL400N	400 MCM	400MCM-4/0 AWG	Green	1/2	1.750	1.190	0.760	6.429	1.606	0.630	3.118	2.299	0.417	0.508	6
AL500N	500 MCM	500-250 MCM	Pink	1/2	1.750	1.320	0.840	6.500	1.787	0.630	3.118	2.500	0.469	0.508	6
AL600N	600 MCM	600-250 MCM	Black	1/2	1.750	1.440	0.920	6.748	1.779	0.630	3.118	2.598	0.508	0.508	3
AL750N	750 MCM	750-500 MCM	Yellow	1/2	1.750	1.598	1.030	7.370	1.744	0.630	3.118	3.201	0.547	0.508	3
AL1000N	1000 MCM	—	Brown	1/2	1.750	1.831	1.170	7.437	2.500	0.750	3.219	2.562	0.687	0.508	1