

# COOPER LIGHTING - SURE-LITES®



## AP SERIES

All Pro  
AC Only  
Self-Powered

### EXIT LIGHTING

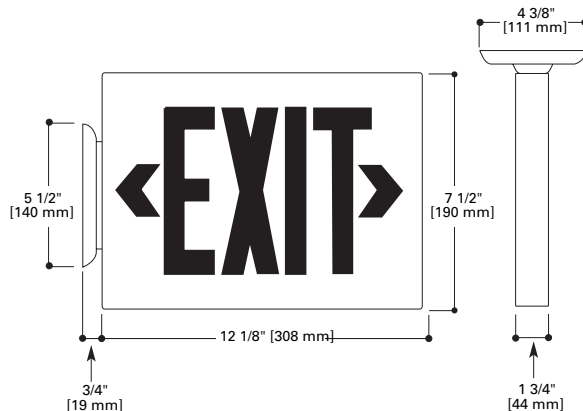
- Dual-voltage input 120/277VAC, 60Hz
- High impact white thermoplastic housing
- AC LED: Long life LED lamps provide uniform diffused illumination
- DC: LED DC lamps (Brighter in emergency mode, AP70)
- Nickel Cadmium battery (AP70)
- Snap-out or snap-in chevron directional indicators have full 3/4" stroke
- Universal exits can be field configured as single face or double face
- Test Switch/Power Indicator Light (AP70)
- UL 924 Listed, UL FTBR Listed (2C Only), ETL Damp Location, Life Safety NFPA 101, NEC/OSHA, most state and local codes, Energy Star Listed

### DESCRIPTION

The All Pro Emergency Series Exit is the most economical LED exit available in the market for general purpose applications. Its contemporary design with soft corner styling and designer white textured finish enables it to blend easily with any decor. The durable, injection molded, thermoplastic material resists discoloration due to UV radiation and age. The contractor friendly snap fit construction allows for a quick, under 5-minute installation. The energy efficient, no maintenance LEDs provide bright illumination.

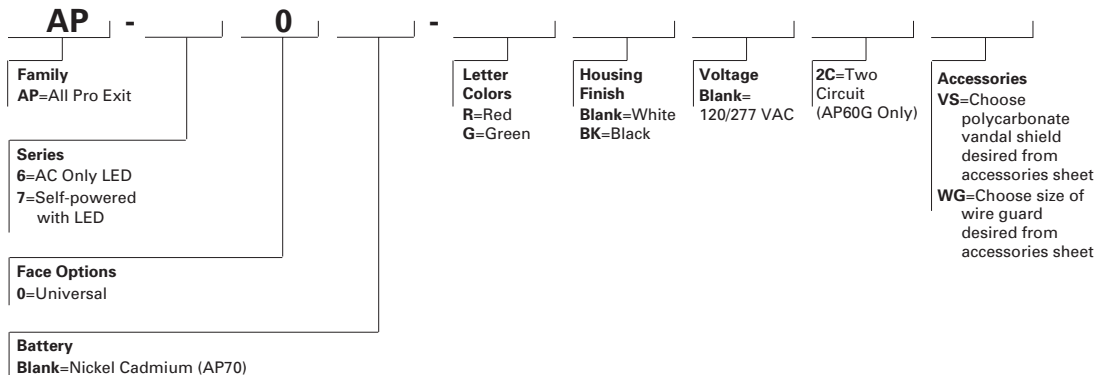
All Self-Powered AP Series Exits are available in universal configurations (single and double face) and have universal mounting capability (ceiling, wall, or end).

### DIMENSIONS



### ORDERING INFORMATION

SAMPLE NUMBER: AP-70R



# COOPER LIGHTING - SURE-LITES®



## AP SERIES

All Pro  
AC Only  
Self-Powered

### EXIT LIGHTING

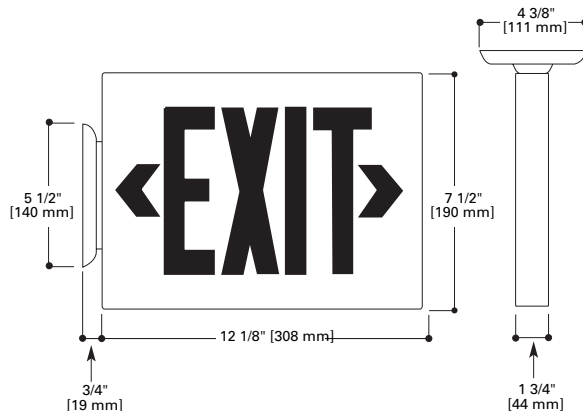
- Dual-voltage input 120/277VAC, 60Hz
- High impact white thermoplastic housing
- AC LED: Long life LED lamps provide uniform diffused illumination
- DC: LED DC lamps (Brighter in emergency mode, AP70)
- Nickel Cadmium battery (AP70)
- Snap-out or snap-in chevron directional indicators have full 3/4" stroke
- Universal exits can be field configured as single face or double face
- Test Switch/Power Indicator Light (AP70)
- UL 924 Listed, UL FTBR Listed (2C Only), ETL Damp Location, Life Safety NFPA 101, NEC/OSHA, most state and local codes, Energy Star Listed

### DESCRIPTION

The All Pro Emergency Series Exit is the most economical LED exit available in the market for general purpose applications. Its contemporary design with soft corner styling and designer white textured finish enables it to blend easily with any decor. The durable, injection molded, thermoplastic material resists discoloration due to UV radiation and age. The contractor friendly snap fit construction allows for a quick, under 5-minute installation. The energy efficient, no maintenance LEDs provide bright illumination.

All Self-Powered AP Series Exits are available in universal configurations (single and double face) and have universal mounting capability (ceiling, wall, or end).

### DIMENSIONS



### ORDERING INFORMATION

SAMPLE NUMBER: AP-70R

