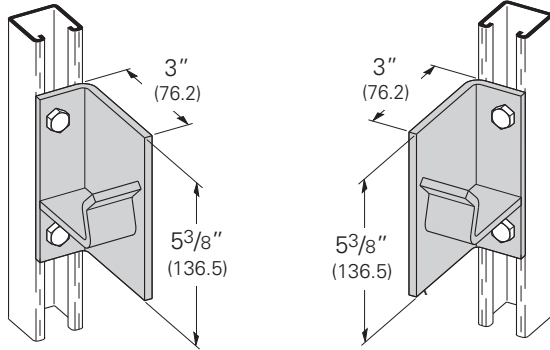


# Miscellaneous Fittings

## B214 R&L Reel Rack Support for 1 1/4" (32) Pipe

- Standard finishes: ZN, GRN
- Wt./C 200 Lbs. (90.7 kg)

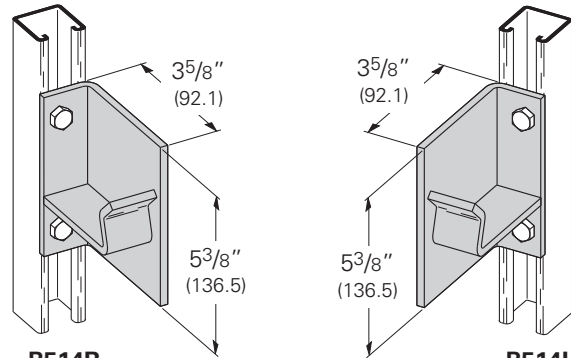


**B214R**  
Right Hand

**B214L**  
Left Hand

## B514 R&L Reel Rack Support for 2" (50) Pipe

- Standard finishes: ZN, GRN
- Wt./C 246 Lbs. (111.6 kg)

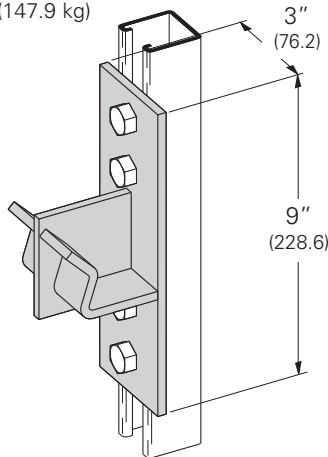


**B514R**  
Right Hand

**B514L**  
Left Hand

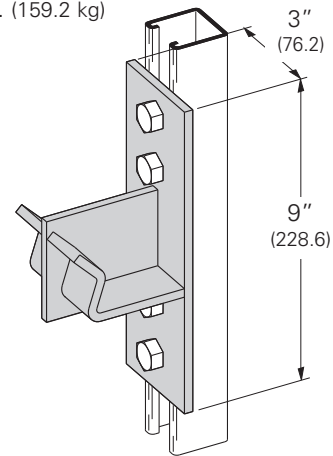
## B475 Double Reel Rack Support on Single Channel for 1 1/4" (32) Pipe

- Standard finishes: ZN, GRN
- Wt./C 326 Lbs. (147.9 kg)



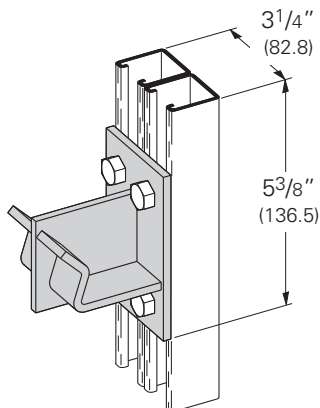
## B473 Double Reel Rack Support on Single Channel for 2" (50) Pipe

- Standard finishes: ZN, GRN
- Wt./C 351 Lbs. (159.2 kg)



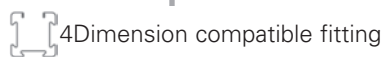
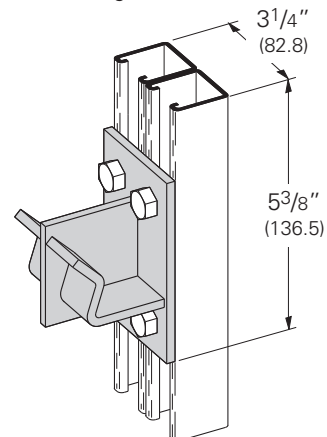
## B474 Double Reel Rack Support on Double Channel for 1 1/4" (32) Pipe

- Standard finishes: ZN, GRN
- Wt./C 257 Lbs. (116.6 kg)



## B472 Double Reel Rack Support on Double Channel for 2" (50) Pipe

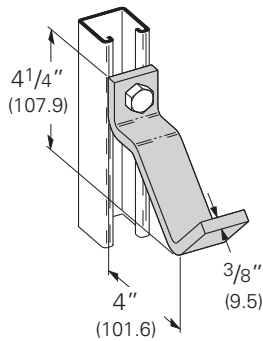
- Standard finishes: ZN, GRN
- Wt./C 299 Lbs. (135.6 kg)



Reference page 73 for general fitting and standard finish specifications.

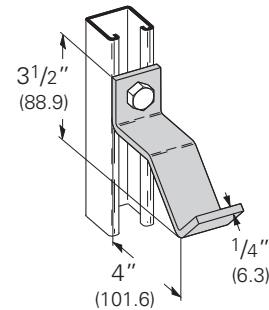
## B438 Pipe Support Bracket

- Standard finishes: ZN, GRN
- Material: ASTM A36
- Wt./C 132 Lbs. (59.9 kg)



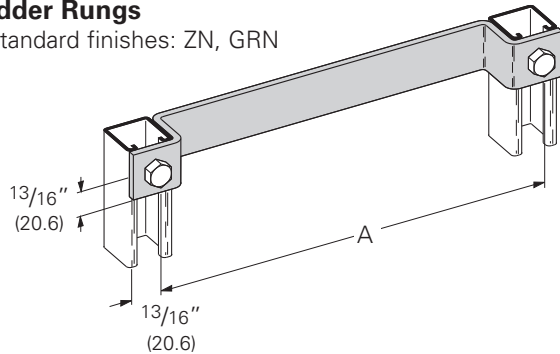
## B439 Pipe Support Bracket

- Standard finishes: ZN, GRN
- Wt./C 88 Lbs. (39.9 kg)



## B411 Series Ladder Rungs

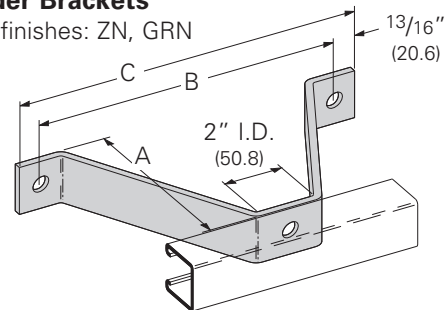
- Standard finishes: ZN, GRN



Part No.	A		Wt./C	
	In.	mm	Lbs.	kg
B411-12	12"	(304.8)	176	(79.8)
B411-15	15"	(381.0)	202	(91.6)
B411-18	18"	(457.2)	234	(106.1)

## B381-B385 Wall Ladder Brackets

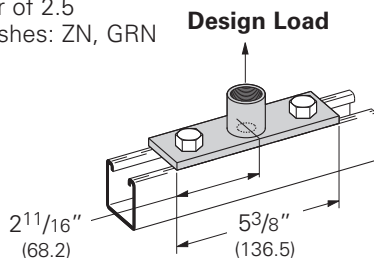
- Standard finishes: ZN, GRN



Part No.	A		B		C		Wt./C	
	In.	mm	In.	mm	In.	mm	Lbs.	kg
B381	2 <sup>3</sup> / <sub>8</sub> "	(60.3)	6"	(152.4)	7 <sup>5</sup> / <sub>8</sub> "	(193.7)	110	(49.9)
B382	4 <sup>3</sup> / <sub>8</sub> "	(111.1)	8"	(203.2)	9 <sup>5</sup> / <sub>8</sub> "	(244.5)	164	(74.4)
B383	6 <sup>3</sup> / <sub>8</sub> "	(161.9)	10"	(254.0)	11 <sup>5</sup> / <sub>8</sub> "	(295.3)	200	(90.7)
B384	8 <sup>3</sup> / <sub>8</sub> "	(212.7)	12"	(304.8)	13 <sup>5</sup> / <sub>8</sub> "	(346.1)	253	(114.7)
B385	10 <sup>3</sup> / <sub>8</sub> "	(263.5)	14"	(355.6)	15 <sup>5</sup> / <sub>8</sub> "	(396.9)	318	(144.2)

## B587-1/2, 3/4 & 1 Pipe Coupling Fitting

- Safety Factor of 2.5
- Standard finishes: ZN, GRN



Part No.	For Pipe Size		Wt./C		Design Load
	In.	mm	Lbs.	kg	Lbs. kN
B587-1/2	1/2"	(15)	77	(34.9)	1000 (4.45)
B587-3/4	3/4"	(20)	84	(38.1)	1400 (6.23)
B587-1	1"	(25)	105	(47.6)	1900 (8.45)

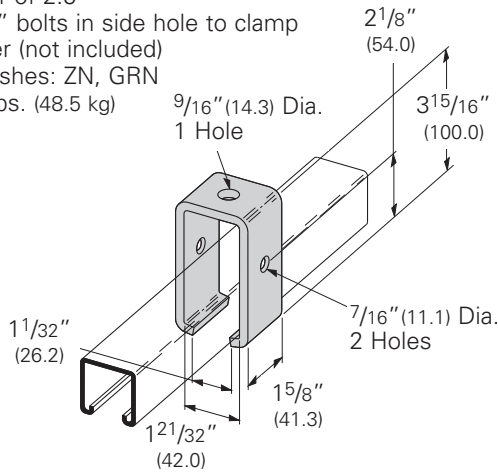
4Dimension compatible fitting

Reference page 73 for general fitting and standard finish specifications.

# Miscellaneous Fittings

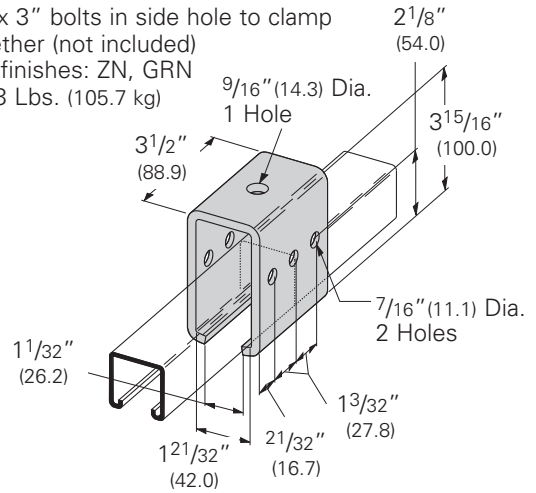
## B349 Trolley Beam Support

- Design Load 1200 Lbs. (5.34 kN)
- Safety Factor of 2.5
- Use  $\frac{3}{8}$ " x 3" bolts in side hole to clamp strut together (not included)
- Standard finishes: ZN, GRN
- Wt./C 107 Lbs. (48.5 kg)



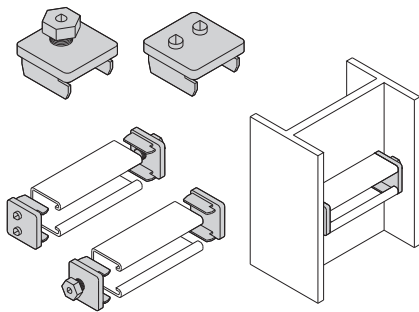
## B350 Trolley Beam Joint Support

- Design Load 1200 Lbs. (5.34 kN)
- Use  $\frac{3}{8}$ " x 3" bolts in side hole to clamp strut together (not included)
- Standard finishes: ZN, GRN
- Wt./C 233 Lbs. (105.7 kg)



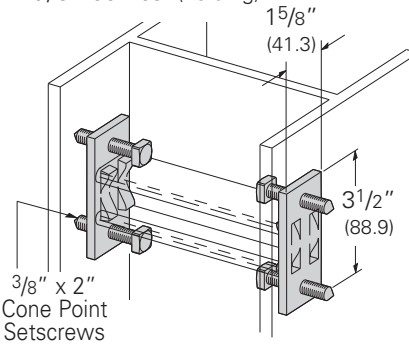
## B614 Column Support for B22

- Quick installation (one bolt to tighten)
- Design Load 800 Lbs. (3.56 kN) Slip with Safety Factor of 3
- Use with B22 and B24 Channel
- Sold in pairs
- Standard finish: ZN
- Wt./C 50 Lbs. (22.6 kg)



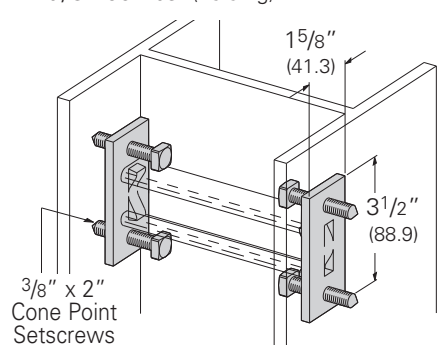
## B613 Column Support for B22

- Design Load 800 Lbs. (3.56 kN) Slip with Safety Factor of 3
- Use with B22 and B24 Channel
- Setscrews to be torqued to 19 ft./Lbs
- Sold in pairs
- Standard finishes: ZN, GRN, HDG
- Wt./C 100 Lbs. (45.3 kg)



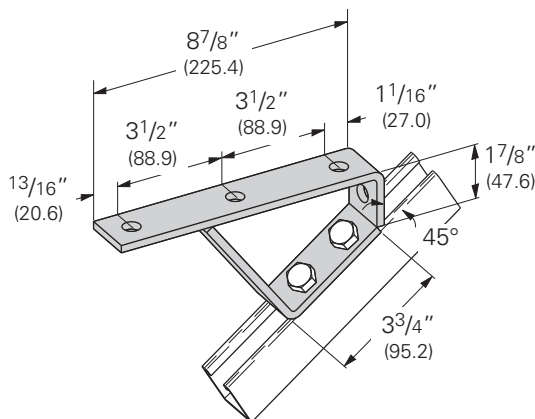
## B613A Column Support for B52

- Design Load 800 Lbs. (3.56 kN) Slip with Safety Factor of 3
- Use with B52 and B54 Channel
- Setscrews to be torqued to 19 ft./Lbs
- Sold in pairs
- Standard finishes: ZN, GRN, HDG
- Wt./C 100 Lbs. (45.3 kg)



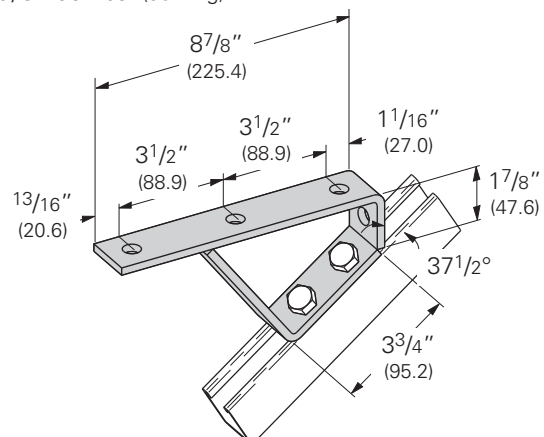
## B560 45° Stair Support

- Standard finishes: ZN, GRN
- Wt./C 220 Lbs. (99.8 kg)



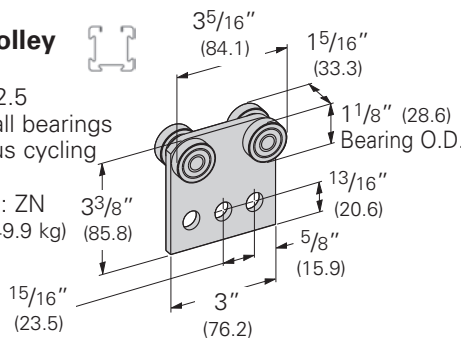
## B562 37 1/2° Stair Support

- Standard finishes: ZN, GRN
- Wt./C 206 Lbs. (93.4 kg)



## B376 Four Bearing Trolley Assembly

- Safety Factor of 2.5
- Stainless steel ball bearings
- Not for continuous cycling applications
- Standard finishes: ZN
- Wt./C 110 Lbs. (49.9 kg)

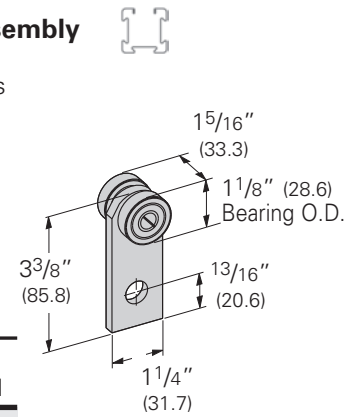


Design Load in B22		
Lbs.	kN	RPM
300	(1.33)	@600
450	(2.00)	@300
600	(2.67)	@100

Design Load

## B377 Two Bearing Trolley Assembly

- Safety Factor of 2.5
- Stainless steel ball bearings
- Not for continuous cycling applications
- Standard finishes: ZN
- Wt./C 48 Lbs. (21.8 kg)

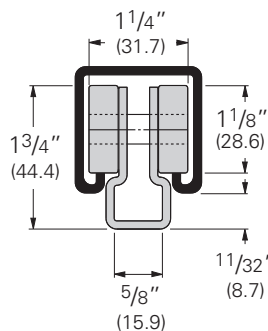


Design Load in B22		
Lbs.	kN	RPM
150	(.67)	@600
225	(1.00)	@300
437	(1.94)	@100

Design Load

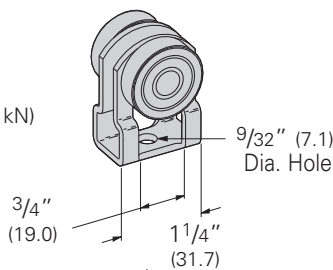
## B477 Two Bearing Light Duty Trolley Assembly

- Design Load 50 Lbs. (.22 kN)
- Safety Factor of 2.5
- Stainless steel ball bearings
- Not for continuous cycling applications
- Material: 12 Gauge (2.6) ASTM A1011 33,000 PSI min. yield
- Standard finishes: ZN
- Wt./C 30 Lbs. (13.6 kg)



## B477P With Plastic Bearings

- Design Load 10 Lbs. (.045 kN)



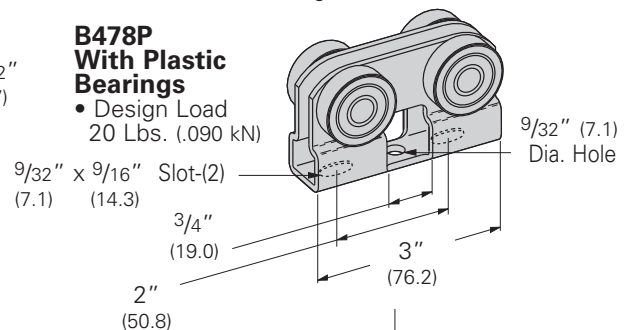
Design Load

## B478 Four Bearing Light Duty Trolley Assembly

- Design Load 100 Lbs. (.44 kN)
- Safety Factor of 2.5
- Stainless steel ball bearings
- Not for continuous cycling applications
- Material: 12 Gauge (2.6) ASTM A1011 33,000 PSI min. yield
- Standard finishes: ZN
- Wt./C 68 Lbs. (30.8 kg)

## B478P With Plastic Bearings

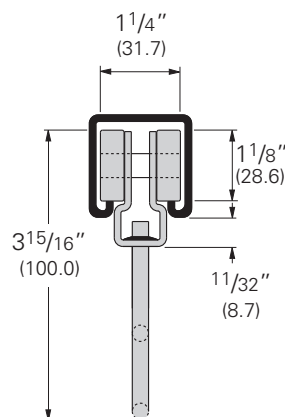
- Design Load 20 Lbs. (.090 kN)



Design Load

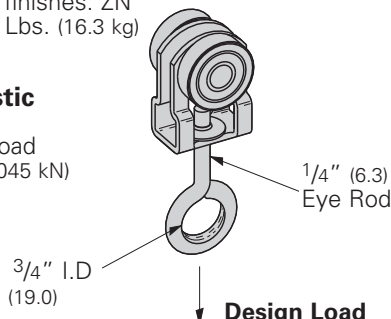
## B477H Two Bearing Light Duty Trolley Assembly with Eye Hook

- Design Load 50 Lbs. (.22 kN)
- Safety Factor of 2.5
- Stainless steel ball bearings
- Not for continuous cycling applications
- Material: 12 Gauge (2.6) ASTM A1011 33,000 PSI min. yield
- Standard finishes: ZN
- Wt./C 36 Lbs. (16.3 kg)



## B477HP With Plastic Bearings

- Design Load 10 Lbs. (.045 kN)



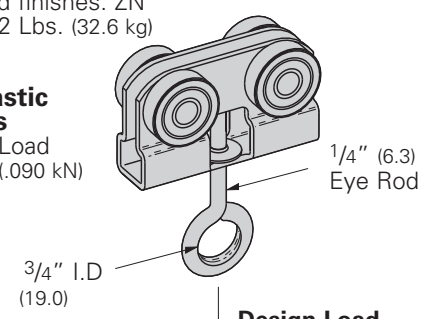
Design Load

## B478H Four Bearing Light Duty Trolley Assembly with Eye Hook

- Design Load 100 Lbs. (.44 kN)
- Safety Factor of 2.5
- Stainless steel ball bearings
- Not for continuous cycling applications
- Material: 12 Gauge (2.6) ASTM A1011 33,000 PSI min. yield
- Standard finishes: ZN
- Wt./C 72 Lbs. (32.6 kg)

## B478HP With Plastic Bearings

- Design Load 20 Lbs. (.090 kN)



Design Load

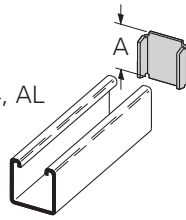
4Dimension compatible fitting

Reference page 73 for general fitting and standard finish specifications.

# Miscellaneous Fittings

## B203-B206 & B220-B223 Channel End Caps Type X

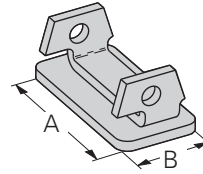
- Material: ASTM A1011 CS Type B
- Standard finishes: ZN, GRN, HDG, SS4, AL



Part No.	Use With	A		Wt./C	
		In.	mm	Lbs.	kg
B203	B42	1.015	(25.8)	6	(2.7)
B204	B54	.827	(21.0)	5	(2.2)
B205	B22	1.640	(41.6)	10	(4.5)
B206	B32	1.390	(35.3)	8	(3.6)
B220	B52	.827	(21.0)	4	(1.8)
B221	B12	2.452	(62.3)	15	(6.8)
B222	B11	3.265	(82.9)	20	(9.1)
B223	B24	1.640	(41.6)	10	(4.5)

## B283-B286 Channel End Caps

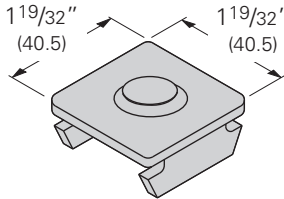
- Material: ASTM A1011 33,000 PSI min. yield
- Standard finishes: ZN, GRN



Part No.	Use With	A		B		Wt./C	
		In.	mm	In.	mm	Lbs.	kg
B283	B52	1 <sup>19</sup> / <sub>32</sub> "	(40.5)	2 <sup>5</sup> / <sub>32</sub> "	(19.8)	6	(2.7)
B284	B54 & B56	1 <sup>19</sup> / <sub>32</sub> "	(40.5)	2 <sup>5</sup> / <sub>32</sub> "	(19.8)	6	(2.7)
B285	B22	1 <sup>19</sup> / <sub>32</sub> "	(40.5)	1 <sup>19</sup> / <sub>32</sub> "	(40.5)	13	(5.9)
B286	B24 & B26	1 <sup>19</sup> / <sub>32</sub> "	(40.5)	1 <sup>19</sup> / <sub>32</sub> "	(40.5)	14	(6.3)

## B287 & B288 Channel End Caps

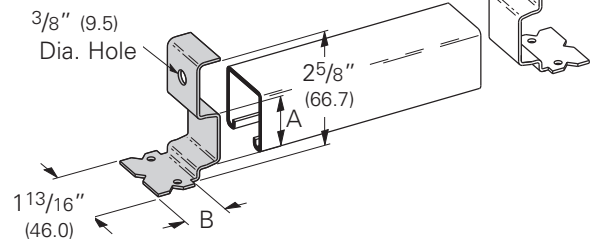
- Material: ASTM A1011 33,000 PSI min. yield
- Standard finishes: ZN, GRN



Part No.	Use With	Wt./C	
		Lbs.	kg
B287	B22	13	(5.9)
B288	B24	14	(6.3)

## B3322, B3332, B3342, B3352 Anchor End Caps Type Y

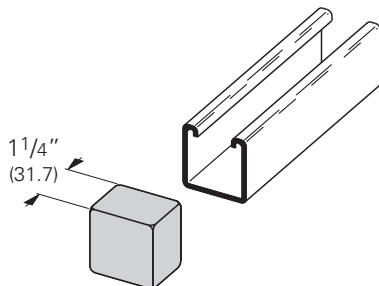
- Material: ASTM A1011 33,000 PSI min. yield
- Standard finishes: ZN



Part No.	Use With	A		B		Wt./C	
		In.	mm	In.	mm	Lbs.	kg
B3322	B22	1.270	(32.2)	1 <sup>3</sup> / <sub>16</sub> "	(30.2)	15	(6.8)
B3332	B32	1.000	(25.4)	1 <sup>3</sup> / <sub>16</sub> "	(30.2)	15	(6.8)
B3342	B42	.645	(16.4)	1 <sup>1</sup> / <sub>4</sub> "	(31.8)	15	(6.8)
B3352	B52	.460	(11.7)	1 <sup>5</sup> / <sub>16</sub> "	(33.3)	15	(6.8)

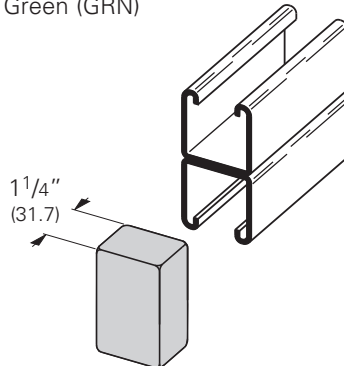
## B822 Plastic End Cap for B22 & B24

- Material: Polyvinyl Chloride (PVC/Vinyl)
- Withstands intermittent temperatures up to 350°F (177°C) and 200°F (93°C) continuous
- Wt./C 3 Lbs. (1.3 kg)
- Available in colors: White (W), Yellow (Y), Black (BLK), Gray (GRY), Green (GRN)



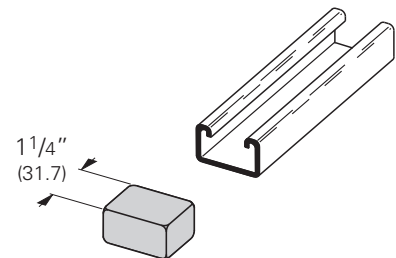
## B822A Plastic End Cap for B22A & B11

- Material: Polyvinyl Chloride (PVC/Vinyl)
- Withstands intermittent temperatures up to 350°F (177°C) and 200°F (93°C) continuous
- Wt./C 5 Lbs. (2.2 kg)
- Available in colors: White (W), Yellow (Y), Black (BLK), Gray (GRY), Green (GRN)



## B852 Plastic End Cap for B52

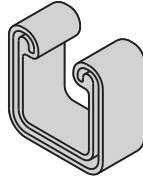
- Material: Polyvinyl Chloride (PVC/Vinyl)
- Withstands intermittent temperatures up to 350°F (177°C) and 200°F (93°C) continuous
- Wt./C 2.5 Lbs. (1.1 kg)
- Available in colors: White (W), Yellow (Y), Black (BLK), Gray (GRY), Green (GRN)



# Miscellaneous Fittings

## B823 Profile End Caps

- Material: Polyvinyl Chloride (PVC/Vinyl)
- Withstands intermittent temperatures up to 350°F (177°C) and 200°F (93°C) continuous
- Available in colors: White (W), Yellow (Y), Black (BLK), Gray (GRY), Green (GRN)

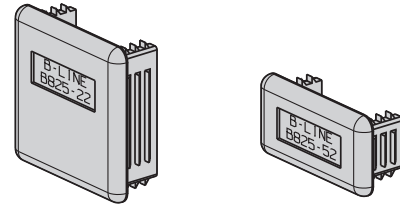


Approx. 3/4" deep  
(19.0)

Part No.	Fits Channel Sizes	Wt./C	
		Lbs.	kg
<b>B823-22A</b>	B22A, B24A, B26A	6.9	(3.1)
<b>B823-22</b>	B22, B24, B26	4.1	(1.8)
<b>B823-42</b>	B42	3.8	(1.7)
<b>B823-52</b>	B52, B54, B56	3.5	(1.6)

## B825 Plastic End Caps

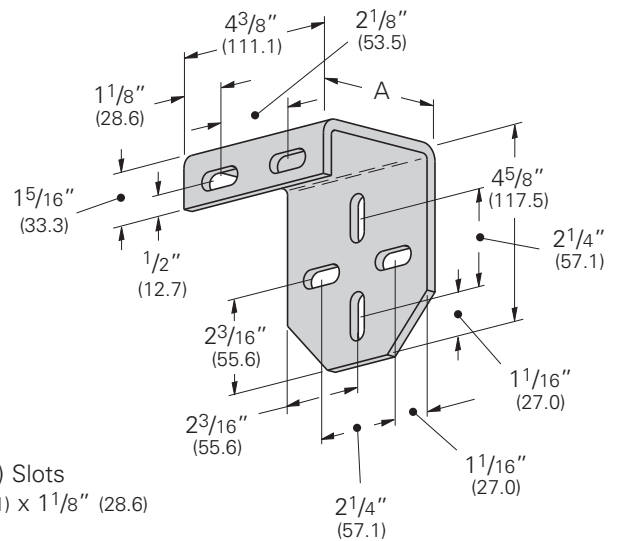
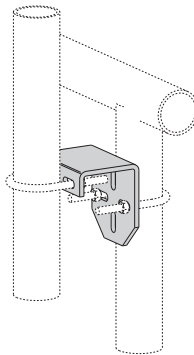
- Material: Polyurethane
- Available in colors: Gray (GRY), Green (GRN)



Part No.	Fits Channel Sizes	Wt./C	
		Lbs.	kg
<b>B825-22</b>	B22 & B24	2.0	(0.9)
<b>B825-52</b>	B52 & B54	1.0	(0.4)

## B408SLBVNS Series Stand-Off Brackets

- Material: 1/4" (6.3)
- Standard Finishes: HDG, ZN, GRN
- For pipe or rigid conduit sizes of 1 1/2" (40) and 2" (50) use with B501 Series 'U'-Bolts (see page 53)
- For strut channels 1 5/8" (41.3) wide use with B500 Series Square 'U'-Bolts (see page 53)
- Hardware is not included



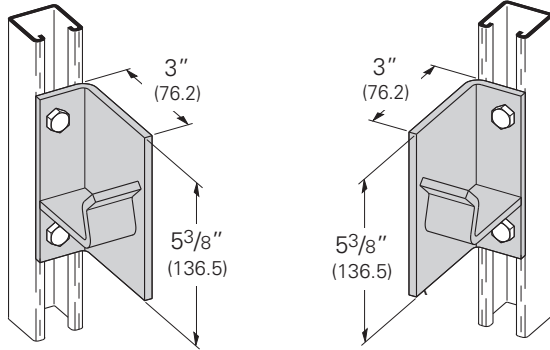
Part No.	A In. (mm)	Wt./C	
		Lbs.	kg
<b>B408SLBVNS</b>	3 1/2" (88.9)	189	(85.7)
<b>B408SLBVNS1</b>	3" (76.2)	220	(99.8)
<b>B408SLBVNS2</b>	2" (50.8)	236	(107.0)

Reference page 73 for general fitting and standard finish specifications.

# Miscellaneous Fittings

## B214 R&L Reel Rack Support for 1 1/4" (32) Pipe

- Standard finishes: ZN, GRN
- Wt./C 200 Lbs. (90.7 kg)

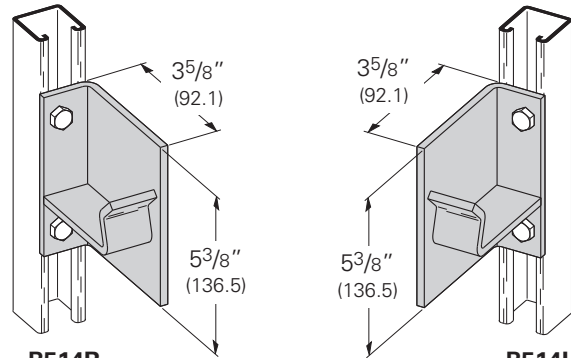


**B214R**  
Right Hand

**B214L**  
Left Hand

## B514 R&L Reel Rack Support for 2" (50) Pipe

- Standard finishes: ZN, GRN
- Wt./C 246 Lbs. (111.6 kg)

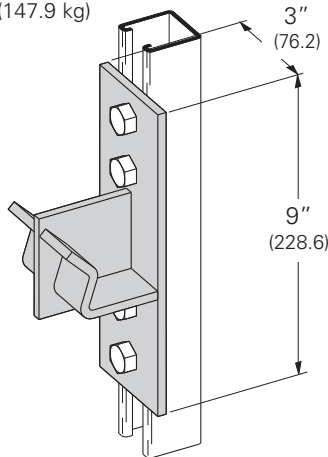


**B514R**  
Right Hand

**B514L**  
Left Hand

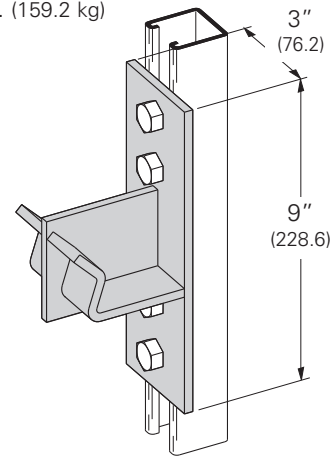
## B475 Double Reel Rack Support on Single Channel for 1 1/4" (32) Pipe

- Standard finishes: ZN, GRN
- Wt./C 326 Lbs. (147.9 kg)



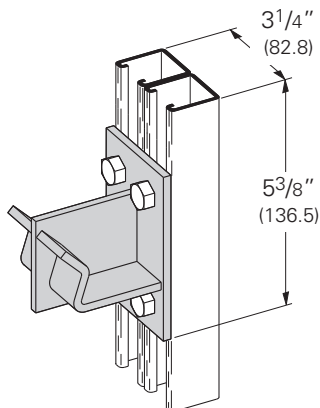
## B473 Double Reel Rack Support on Single Channel for 2" (50) Pipe

- Standard finishes: ZN, GRN
- Wt./C 351 Lbs. (159.2 kg)



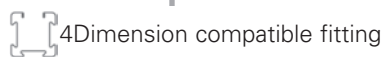
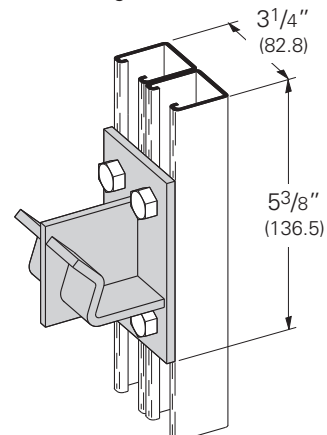
## B474 Double Reel Rack Support on Double Channel for 1 1/4" (32) Pipe

- Standard finishes: ZN, GRN
- Wt./C 257 Lbs. (116.6 kg)



## B472 Double Reel Rack Support on Double Channel for 2" (50) Pipe

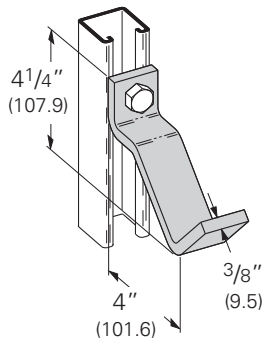
- Standard finishes: ZN, GRN
- Wt./C 299 Lbs. (135.6 kg)



Reference page 73 for general fitting and standard finish specifications.

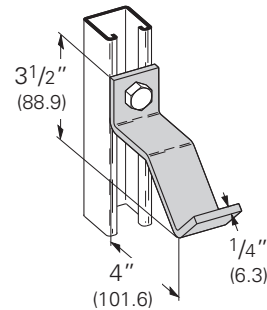
## B438 Pipe Support Bracket

- Standard finishes: ZN, GRN
- Material: ASTM A36
- Wt./C 132 Lbs. (59.9 kg)



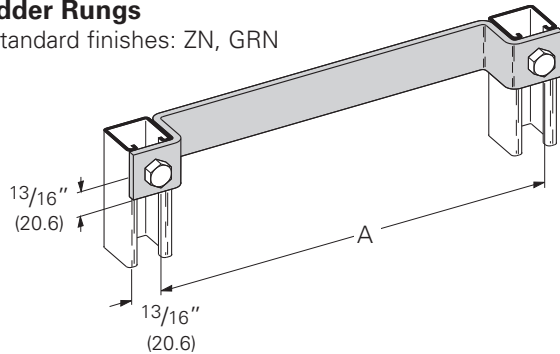
## B439 Pipe Support Bracket

- Standard finishes: ZN, GRN
- Wt./C 88 Lbs. (39.9 kg)



## B411 Series Ladder Rungs

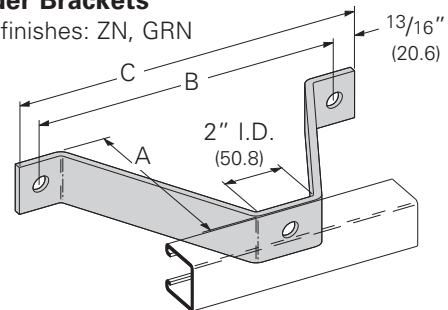
- Standard finishes: ZN, GRN



Part No.	A		Wt./C	
	In.	mm	Lbs.	kg
B411-12	12"	(304.8)	176	(79.8)
B411-15	15"	(381.0)	202	(91.6)
B411-18	18"	(457.2)	234	(106.1)

## B381-B385 Wall Ladder Brackets

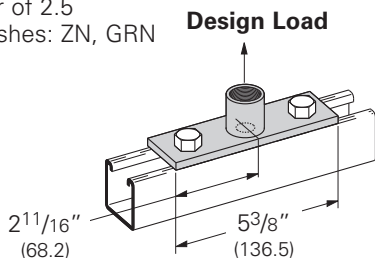
- Standard finishes: ZN, GRN



Part No.	A		B		C		Wt./C	
	In.	mm	In.	mm	In.	mm	Lbs.	kg
B381	2 <sup>3</sup> / <sub>8</sub> "	(60.3)	6"	(152.4)	7 <sup>5</sup> / <sub>8</sub> "	(193.7)	110	(49.9)
B382	4 <sup>3</sup> / <sub>8</sub> "	(111.1)	8"	(203.2)	9 <sup>5</sup> / <sub>8</sub> "	(244.5)	164	(74.4)
B383	6 <sup>3</sup> / <sub>8</sub> "	(161.9)	10"	(254.0)	11 <sup>5</sup> / <sub>8</sub> "	(295.3)	200	(90.7)
B384	8 <sup>3</sup> / <sub>8</sub> "	(212.7)	12"	(304.8)	13 <sup>5</sup> / <sub>8</sub> "	(346.1)	253	(114.7)
B385	10 <sup>3</sup> / <sub>8</sub> "	(263.5)	14"	(355.6)	15 <sup>5</sup> / <sub>8</sub> "	(396.9)	318	(144.2)

## B587-1/2, 3/4 & 1 Pipe Coupling Fitting

- Safety Factor of 2.5
- Standard finishes: ZN, GRN



Part No.	For Pipe Size		Wt./C		Design Load
	In.	mm	Lbs.	kg	Lbs. kN
B587-1/2	1/2"	(15)	77	(34.9)	1000 (4.45)
B587-3/4	3/4"	(20)	84	(38.1)	1400 (6.23)
B587-1	1"	(25)	105	(47.6)	1900 (8.45)

4Dimension compatible fitting

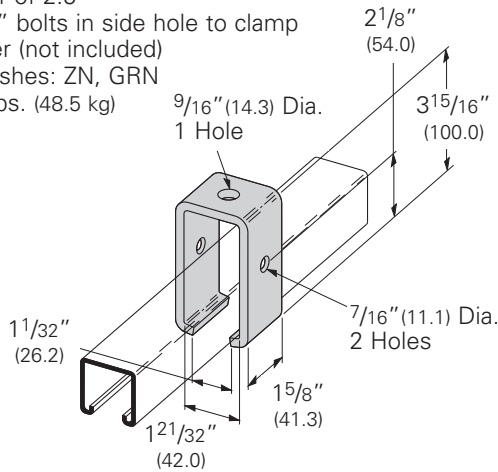
Reference page 73 for general fitting and standard finish specifications.



# Miscellaneous Fittings

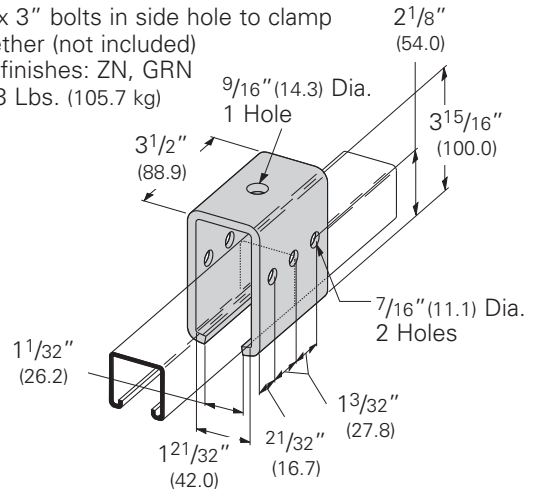
## B349 Trolley Beam Support

- Design Load 1200 Lbs. (5.34 kN)
- Safety Factor of 2.5
- Use  $\frac{3}{8}$ " x 3" bolts in side hole to clamp strut together (not included)
- Standard finishes: ZN, GRN
- Wt./C 107 Lbs. (48.5 kg)



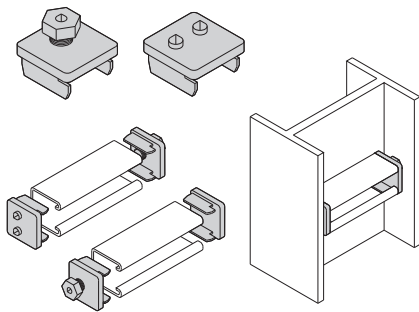
## B350 Trolley Beam Joint Support

- Design Load 1200 Lbs. (5.34 kN)
- Use  $\frac{3}{8}$ " x 3" bolts in side hole to clamp strut together (not included)
- Standard finishes: ZN, GRN
- Wt./C 233 Lbs. (105.7 kg)



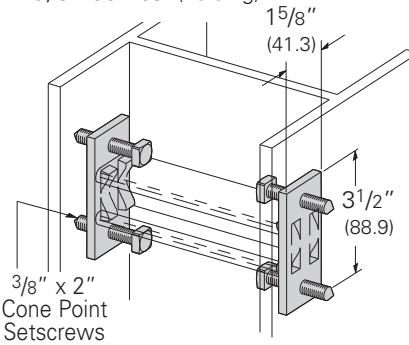
## B614 Column Support for B22

- Quick installation (one bolt to tighten)
- Design Load 800 Lbs. (3.56 kN) Slip with Safety Factor of 3
- Use with B22 and B24 Channel
- Sold in pairs
- Standard finish: ZN
- Wt./C 50 Lbs. (22.6 kg)



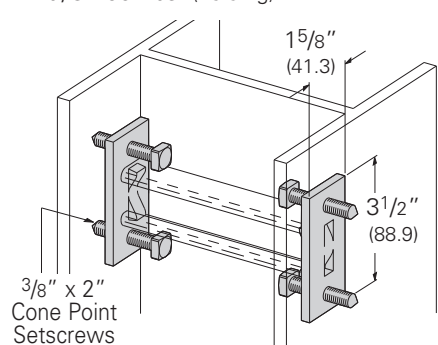
## B613 Column Support for B22

- Design Load 800 Lbs. (3.56 kN) Slip with Safety Factor of 3
- Use with B22 and B24 Channel
- Setscrews to be torqued to 19 ft./Lbs
- Sold in pairs
- Standard finishes: ZN, GRN, HDG
- Wt./C 100 Lbs. (45.3 kg)



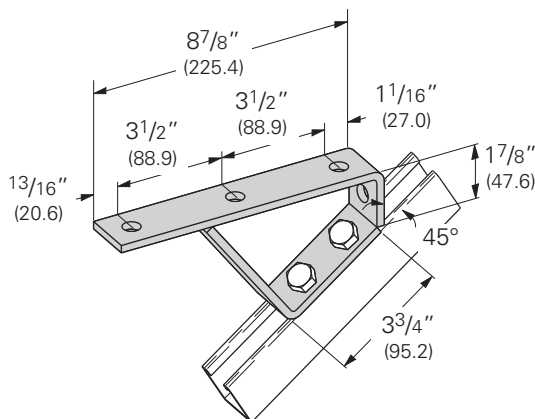
## B613A Column Support for B52

- Design Load 800 Lbs. (3.56 kN) Slip with Safety Factor of 3
- Use with B52 and B54 Channel
- Setscrews to be torqued to 19 ft./Lbs
- Sold in pairs
- Standard finishes: ZN, GRN, HDG
- Wt./C 100 Lbs. (45.3 kg)



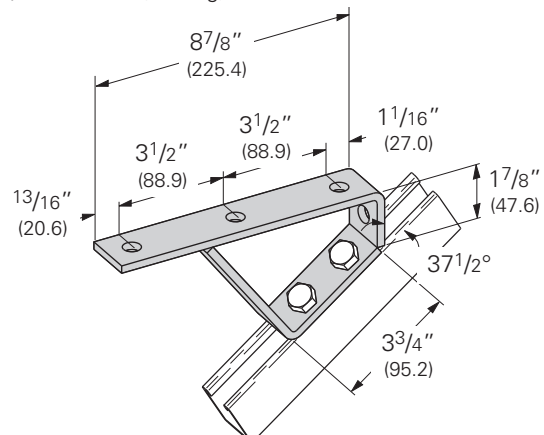
## B560 45° Stair Support

- Standard finishes: ZN, GRN
- Wt./C 220 Lbs. (99.8 kg)



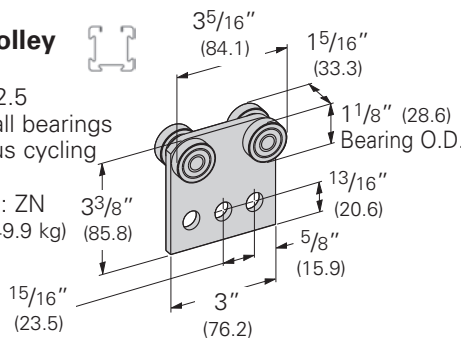
## B562 37 1/2° Stair Support

- Standard finishes: ZN, GRN
- Wt./C 206 Lbs. (93.4 kg)



## B376 Four Bearing Trolley Assembly

- Safety Factor of 2.5
- Stainless steel ball bearings
- Not for continuous cycling applications
- Standard finishes: ZN
- Wt./C 110 Lbs. (49.9 kg)

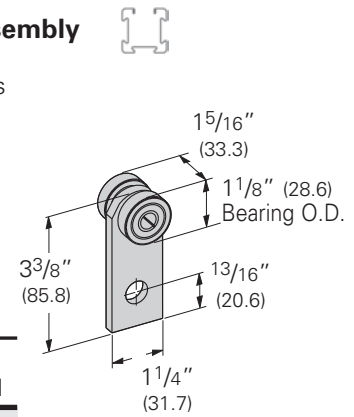


Design Load in B22		
Lbs.	kN	RPM
300	(1.33)	@600
450	(2.00)	@300
600	(2.67)	@100

Design Load

## B377 Two Bearing Trolley Assembly

- Safety Factor of 2.5
- Stainless steel ball bearings
- Not for continuous cycling applications
- Standard finishes: ZN
- Wt./C 48 Lbs. (21.8 kg)

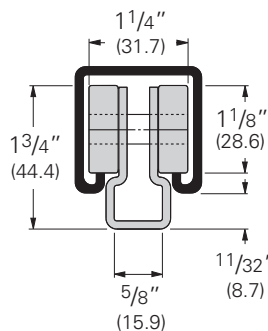


Design Load in B22		
Lbs.	kN	RPM
150	(.67)	@600
225	(1.00)	@300
437	(1.94)	@100

Design Load

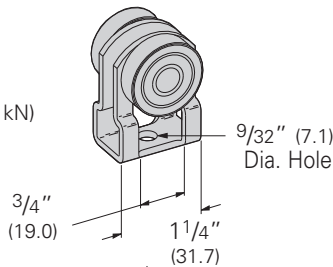
## B477 Two Bearing Light Duty Trolley Assembly

- Design Load 50 Lbs. (.22 kN)
- Safety Factor of 2.5
- Stainless steel ball bearings
- Not for continuous cycling applications
- Material: 12 Gauge (2.6) ASTM A1011 33,000 PSI min. yield
- Standard finishes: ZN
- Wt./C 30 Lbs. (13.6 kg)



## B477P With Plastic Bearings

- Design Load 10 Lbs. (.045 kN)



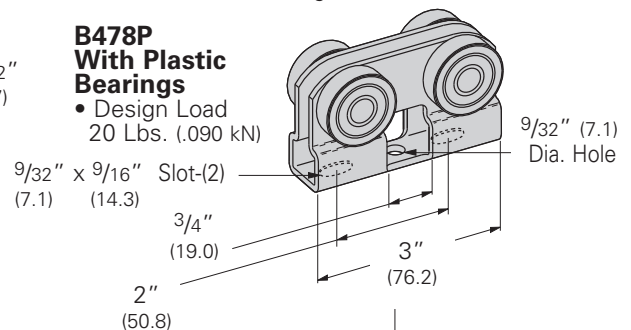
Design Load

## B478 Four Bearing Light Duty Trolley Assembly

- Design Load 100 Lbs. (.44 kN)
- Safety Factor of 2.5
- Stainless steel ball bearings
- Not for continuous cycling applications
- Material: 12 Gauge (2.6) ASTM A1011 33,000 PSI min. yield
- Standard finishes: ZN
- Wt./C 68 Lbs. (30.8 kg)

## B478P With Plastic Bearings

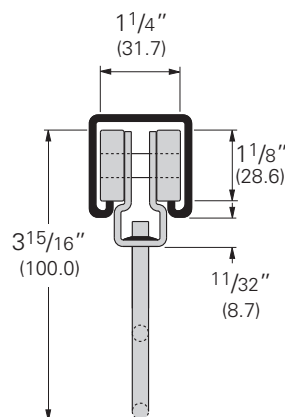
- Design Load 20 Lbs. (.090 kN)



Design Load

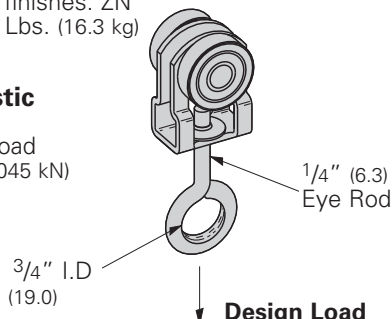
## B477H Two Bearing Light Duty Trolley Assembly with Eye Hook

- Design Load 50 Lbs. (.22 kN)
- Safety Factor of 2.5
- Stainless steel ball bearings
- Not for continuous cycling applications
- Material: 12 Gauge (2.6) ASTM A1011 33,000 PSI min. yield
- Standard finishes: ZN
- Wt./C 36 Lbs. (16.3 kg)



## B477HP With Plastic Bearings

- Design Load 10 Lbs. (.045 kN)



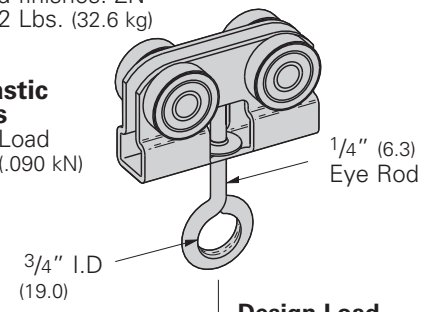
Design Load

## B478H Four Bearing Light Duty Trolley Assembly with Eye Hook

- Design Load 100 Lbs. (.44 kN)
- Safety Factor of 2.5
- Stainless steel ball bearings
- Not for continuous cycling applications
- Material: 12 Gauge (2.6) ASTM A1011 33,000 PSI min. yield
- Standard finishes: ZN
- Wt./C 72 Lbs. (32.6 kg)

## B478HP With Plastic Bearings

- Design Load 20 Lbs. (.090 kN)



Design Load

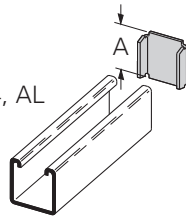
4Dimension compatible fitting

Reference page 73 for general fitting and standard finish specifications.

# Miscellaneous Fittings

## B203-B206 & B220-B223 Channel End Caps Type X

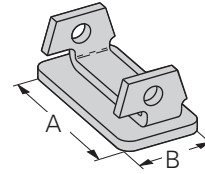
- Material: ASTM A1011 CS Type B
- Standard finishes: ZN, GRN, HDG, SS4, AL



Part No.	Use With	A		Wt./C	
		In.	mm	Lbs.	kg
B203	B42	1.015	(25.8)	6	(2.7)
B204	B54	.827	(21.0)	5	(2.2)
B205	B22	1.640	(41.6)	10	(4.5)
B206	B32	1.390	(35.3)	8	(3.6)
B220	B52	.827	(21.0)	4	(1.8)
B221	B12	2.452	(62.3)	15	(6.8)
B222	B11	3.265	(82.9)	20	(9.1)
B223	B24	1.640	(41.6)	10	(4.5)

## B283-B286 Channel End Caps

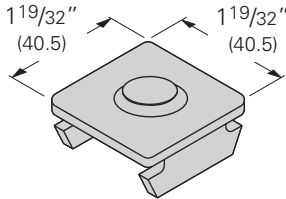
- Material: ASTM A1011 33,000 PSI min. yield
- Standard finishes: ZN, GRN



Part No.	Use With	A		B		Wt./C	
		In.	mm	In.	mm	Lbs.	kg
B283	B52	1 <sup>19</sup> / <sub>32</sub> "	(40.5)	2 <sup>5</sup> / <sub>32</sub> "	(19.8)	6	(2.7)
B284	B54 & B56	1 <sup>19</sup> / <sub>32</sub> "	(40.5)	2 <sup>5</sup> / <sub>32</sub> "	(19.8)	6	(2.7)
B285	B22	1 <sup>19</sup> / <sub>32</sub> "	(40.5)	1 <sup>19</sup> / <sub>32</sub> "	(40.5)	13	(5.9)
B286	B24 & B26	1 <sup>19</sup> / <sub>32</sub> "	(40.5)	1 <sup>19</sup> / <sub>32</sub> "	(40.5)	14	(6.3)

## B287 & B288 Channel End Caps

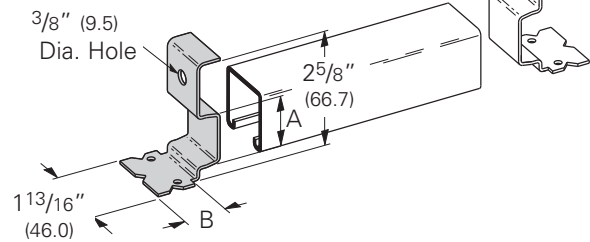
- Material: ASTM A1011 33,000 PSI min. yield
- Standard finishes: ZN, GRN



Part No.	Use With	Wt./C	
		Lbs.	kg
B287	B22	13	(5.9)
B288	B24	14	(6.3)

## B3322, B3332, B3342, B3352 Anchor End Caps Type Y

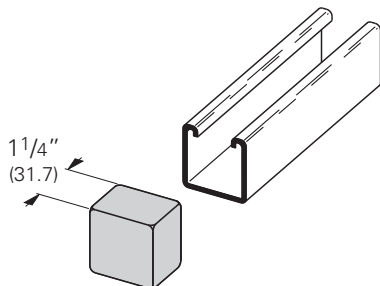
- Material: ASTM A1011 33,000 PSI min. yield
- Standard finishes: ZN



Part No.	Use With	A		B		Wt./C	
		In.	mm	In.	mm	Lbs.	kg
B3322	B221	1.270	(32.2)	1 <sup>3</sup> / <sub>16</sub> "	(30.2)	15	(6.8)
B3332	B321	1.000	(25.4)	1 <sup>3</sup> / <sub>16</sub> "	(30.2)	15	(6.8)
B3342	B421	.645	(16.4)	1 <sup>1</sup> / <sub>4</sub> "	(31.8)	15	(6.8)
B3352	B521	.460	(11.7)	1 <sup>5</sup> / <sub>16</sub> "	(33.3)	15	(6.8)

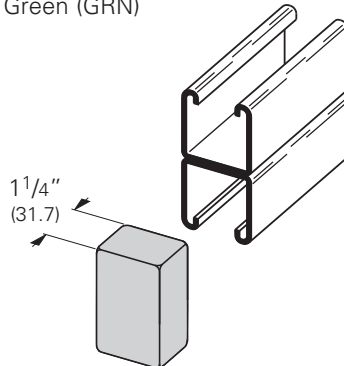
## B822 Plastic End Cap for B22 & B24

- Material: Polyvinyl Chloride (PVC/Vinyl)
- Withstands intermittent temperatures up to 350°F (177°C) and 200°F (93°C) continuous
- Wt./C 3 Lbs. (1.3 kg)
- Available in colors: White (W), Yellow (Y), Black (BLK), Gray (GRY), Green (GRN)



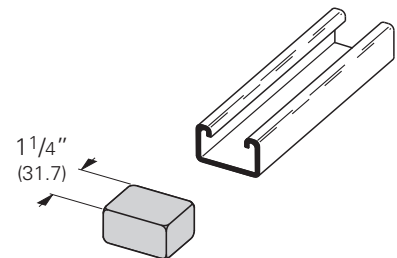
## B822A Plastic End Cap for B22A & B11

- Material: Polyvinyl Chloride (PVC/Vinyl)
- Withstands intermittent temperatures up to 350°F (177°C) and 200°F (93°C) continuous
- Wt./C 5 Lbs. (2.2 kg)
- Available in colors: White (W), Yellow (Y), Black (BLK), Gray (GRY), Green (GRN)



## B852 Plastic End Cap for B52

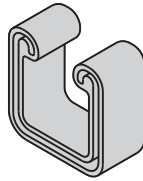
- Material: Polyvinyl Chloride (PVC/Vinyl)
- Withstands intermittent temperatures up to 350°F (177°C) and 200°F (93°C) continuous
- Wt./C 2.5 Lbs. (1.1 kg)
- Available in colors: White (W), Yellow (Y), Black (BLK), Gray (GRY), Green (GRN)



# Miscellaneous Fittings

## B823 Profile End Caps

- Material: Polyvinyl Chloride (PVC/Vinyl)
- Withstands intermittent temperatures up to 350°F (177°C) and 200°F (93°C) continuous
- Available in colors: White (W), Yellow (Y), Black (BLK), Gray (GRY), Green (GRN)

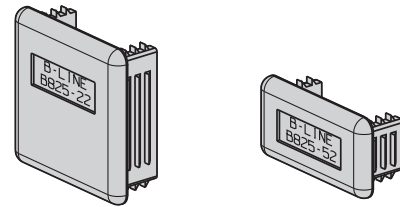


Approx. 3/4" deep  
(19.0)

Part No.	Fits Channel Sizes	Wt./C	
		Lbs.	kg
<b>B823-22A</b>	B22A, B24A, B26A	6.9	(3.1)
<b>B823-22</b>	B22, B24, B26	4.1	(1.8)
<b>B823-42</b>	B42	3.8	(1.7)
<b>B823-52</b>	B52, B54, B56	3.5	(1.6)

## B825 Plastic End Caps

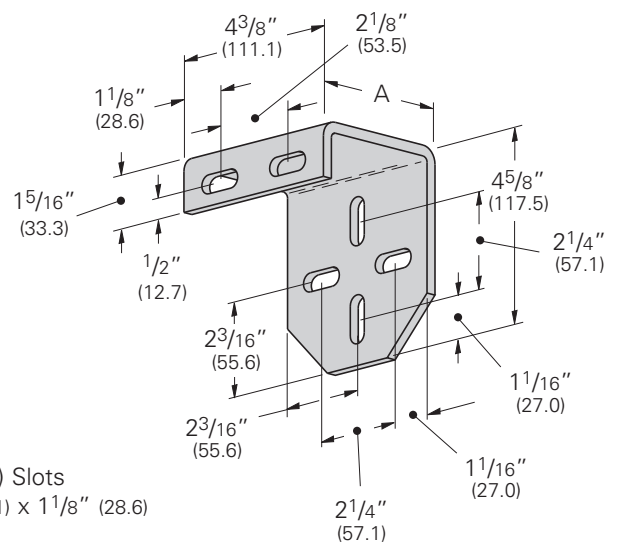
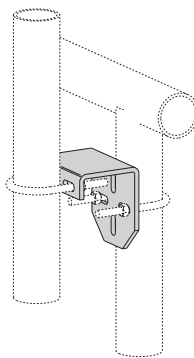
- Material: Polyurethane
- Available in colors: Gray (GRY), Green (GRN)



Part No.	Fits Channel Sizes	Wt./C	
		Lbs.	kg
<b>B825-22</b>	B22 & B24	2.0	(0.9)
<b>B825-52</b>	B52 & B54	1.0	(0.4)

## B408SLBVNS Series Stand-Off Brackets

- Material: 1/4" (6.3)
- Standard Finishes: HDG, ZN, GRN
- For pipe or rigid conduit sizes of 1 1/2" (40) and 2" (50) use with B501 Series 'U'-Bolts (see page 53)
- For strut channels 1 5/8" (41.3) wide use with B500 Series Square 'U'-Bolts (see page 53)
- Hardware is not included



Part No.	A In. (mm)	Wt./C	
		Lbs.	kg
<b>B408SLBVNS</b>	3 1/2" (88.9)	189	(85.7)
<b>B408SLBVNS1</b>	3" (76.2)	220	(99.8)
<b>B408SLBVNS2</b>	2" (50.8)	236	(107.0)

Reference page 73 for general fitting and standard finish specifications.