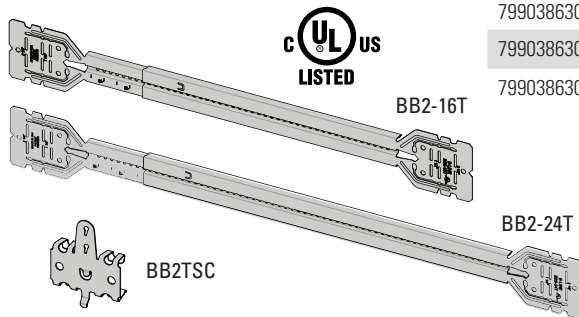
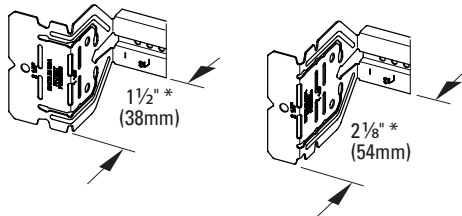


# Telescoping Bracket & Box Mounting Clip

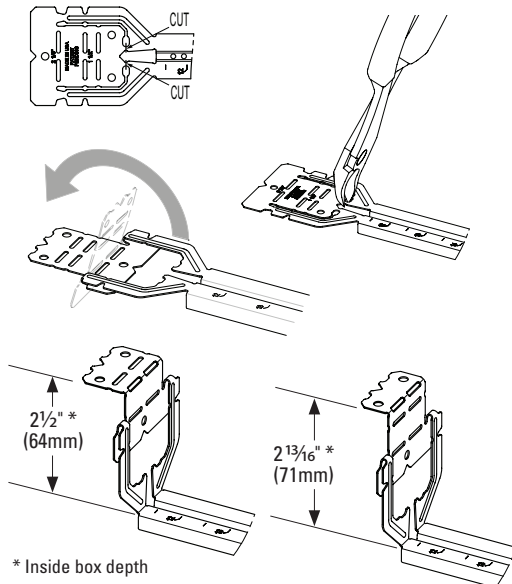


UPC Part #	Catalog #	Description	W (in)	W (mm)	Box Qty.
79903863001	BB2-16T	Telescoping Bracket	11" - 18"	280 - 450	50
79903863002	BB2-24T	Telescoping Bracket	15 1/2" - 26"	390 - 660	50
79903863003	BB2TSC	Box Mounting Clip	--	--	100

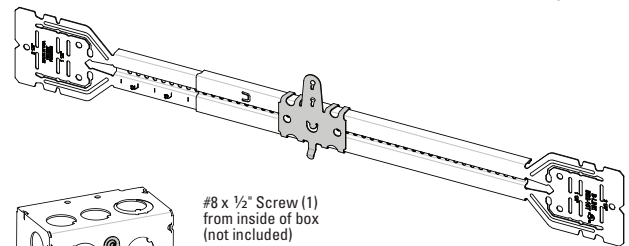
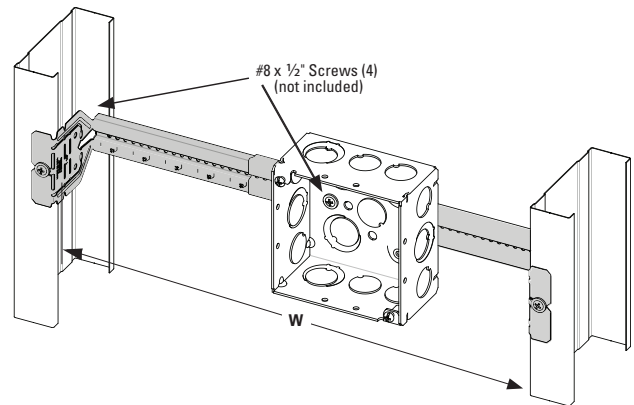
Bend flange as shown  
for 1 1/2" and 2 1/8" box depths:



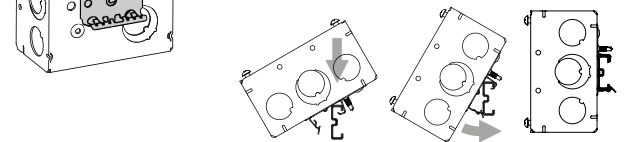
Cut and bend flange as shown  
for 2 1/2" and 2 13/16" box depths:



\* Inside box depth



#8 x 1/2" Screw (1)  
from inside of box  
(not included)



When BB2-16T or BB2-24T is used on metal studs in Canada, at least one (1) listed Box Stabilizer must be installed on the electrical box closest to the center of the bracket to maintain cUL listing.

## Recommended Box Stabilizers

Catalog #	Metal Stud Size
BB12	2 1/2" - 4"
BB12-6	6"
BF1-40	1 1/2"
BF1-56	3 1/2"
BF1-64	4"
BF1-96	6"

**EATON**  
Powering Business Worldwide

Eaton  
1000 Eaton Boulevard  
Cleveland, OH 44122  
United States  
Eaton.com

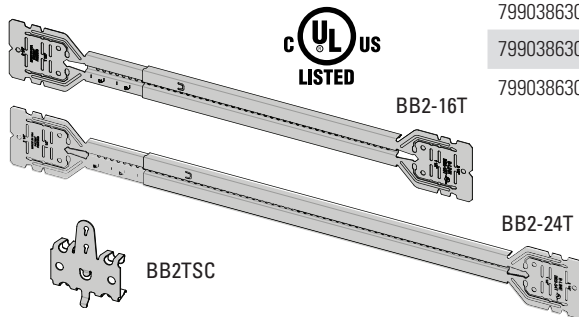
© 2015 Eaton  
All Rights Reserved  
Printed in USA  
Publication No. FIS-174  
July 2015

B-Line Division  
509 West Monroe Street  
Highland, IL 62249  
United States  
Phone: 800-851-7415  
www.cooperbline.com/contactus

Patent pending.

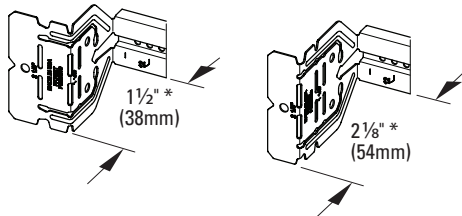
Eaton is a registered trademark.  
All other trademarks are property  
of their respective owners.

# Telescoping Bracket & Box Mounting Clip

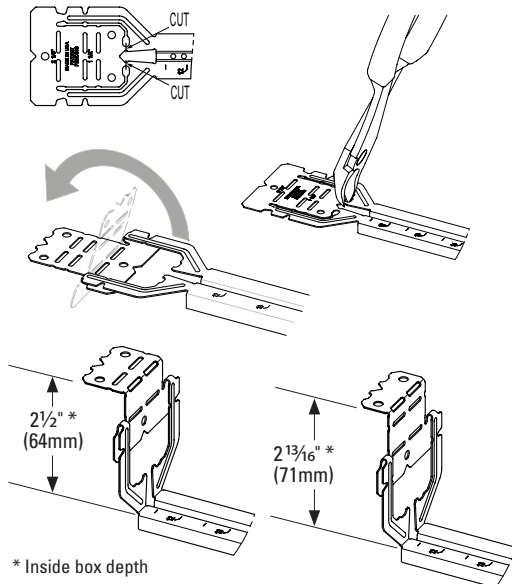


UPC Part #	Catalog #	Description	W (in)	W (mm)	Box Qty.
79903863001	BB2-16T	Telescoping Bracket	11" - 18"	280 - 450	50
79903863002	BB2-24T	Telescoping Bracket	15 1/2" - 26"	390 - 660	50
79903863003	BB2TSC	Box Mounting Clip	--	--	100

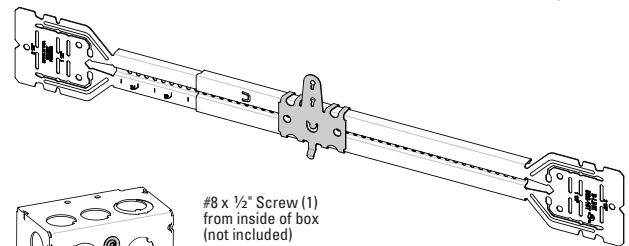
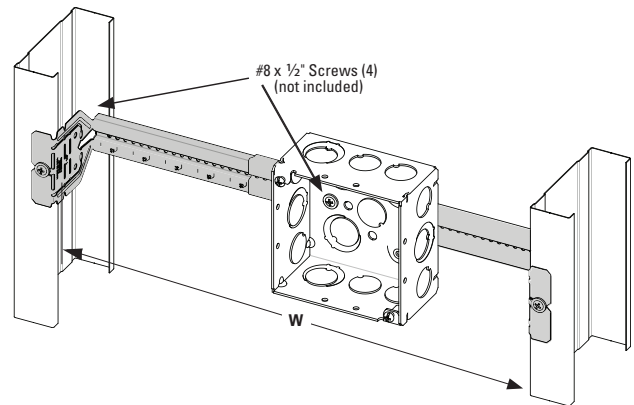
Bend flange as shown  
for 1 1/2" and 2 1/8" box depths:



Cut and bend flange as shown  
for 2 1/2" and 2 13/16" box depths:



\* Inside box depth



#8 x 1/2" Screw (1)  
from inside of box  
(not included)

When BB2-16T or BB2-24T is used on metal studs in Canada, at least one (1) listed Box Stabilizer must be installed on the electrical box closest to the center of the bracket to maintain cUL listing.

## Recommended Box Stabilizers

Catalog #	Metal Stud Size
BB12	2 1/2" - 4"
BB12-6	6"
BF1-40	1 1/2"
BF1-56	3 1/2"
BF1-64	4"
BF1-96	6"

**EATON**

Powering Business Worldwide

Eaton  
1000 Eaton Boulevard  
Cleveland, OH 44122  
United States  
Eaton.com

© 2015 Eaton  
All Rights Reserved  
Printed in USA  
Publication No. FIS-174  
July 2015

B-Line Division  
509 West Monroe Street  
Highland, IL 62249  
United States  
Phone: 800-851-7415

[www.cooperbline.com/contactus](http://www.cooperbline.com/contactus)

Patent pending.

Eaton is a registered trademark.

All other trademarks are property  
of their respective owners.