

Plug-On Circuit Breakers



Contents

<i>Description</i>	<i>Page</i>
Overview	V1-T1-2
CH Specialty Products	V1-T1-14
CH Loadcenter Options and Accessories	V1-T1-22
CH Circuit Breakers	
Features	V1-T1-30
Product Selection	V1-T1-31
Options and Accessories	V1-T1-37
Technical Data and Specifications	V1-T1-39
Wiring Diagrams	V1-T1-39

CH Circuit Breakers

Product Description

Quick-make, quick-break switch mechanism combined with inverse time element tripping operation and trip-free handle design. Type CH circuit breakers trip to the OFF position, eliminating nuisance callbacks. The thermal-magnetic trip curve avoids nuisance tripping on mild overloads while reacting almost instantaneously to severe short-circuit conditions. Multipole breakers have internal common trip connection to operate all poles simultaneously. Handles are marked with ON-OFF indication and ampere rating of the breaker.

Special Application Plug-On Circuit Breakers—Type CH 10 kAIC 120 Vac and 120/240 Vac

Branch Feeder Type Arc Fault Circuit Breakers

A branch feeder type arc fault circuit interrupter is a device intended to mitigate high current arcing faults in the complete circuit, including connected cords. High current arcing faults can occur from line to neutral or line to ground. These arcing faults are in parallel with the load and produce the most energy of all arcing faults.

The branch feeder type AFCI is required in the 1999 and 2002 National Electrical Code.

The Combination Type AFCI is required in the 2005 and 2008 National Electrical Code.

Combination Type Arc Fault Circuit Breakers

A combination type arc fault circuit interrupter is a device that includes all of the protection offered by the branch feeder AFCI (mitigation of high current arcing faults in the complete circuit, including connected cords). In addition it provides direct detection of persistent low current arcing faults down to 5 amps with associated mitigation of fire hazards in the cords connected to the outlets. High current arcing faults can occur from line to neutral or line to ground. These arcing faults are in parallel with the load and produce the most energy of all arcing faults. The current level of low current arcing faults is limited by the load.

Ground Fault Circuit Breakers—Ground Fault Application Notes

Single-pole Type CHGFIs are designed for use in two-wire, 120 Vac circuits. The diagram on **Page V1-T1-39** shows a typical wiring configuration.

Two-pole Type CHGFIs are designed for use in three-wire, 120/240 Vac circuits, 120 Vac multiwire circuits employing common, neutral and two-wire, 240 Vac circuits obtained from a 120/240 Vac source.

Diagrams on **Page V1-T1-39** illustrate typical wiring configurations for 120/240 Vac multiwire circuits.

The diagram on **Page V1-T1-39** depicts a 240 Vac, two-wire circuit. Note the “panel neutral” conductor connects to the neutral bar, even though the neutral is not included in the load circuit. This connection is necessary to supply a 120 Vac power source to the ground fault sensing circuit.

The figures are shown with a 120/240 Vac, single-phase, three-wire power source, but are also applicable to a 120/208 Vac, three-phase, four-wire power supply. For all figures, the electrical operation of the Type CHGFI is not affected by the equipment ground.

1.1

Loadcenters and Circuit Breakers

Type CH Loadcenters and Circuit Breakers

1

Features



Plug-On Type CH Breaker




Product Selection

10 kAIC, 120 Vac, 120/240 Vac and 240 Vac

Plug-On Circuit Breakers



Type CH Breakers, 3/4-Inch (19.1 mm) per Pole 120, 120/240 or 240 Vac, 10 kAIC

Ampere Rating	Wire Size Range Cu/Al 60°C or 75°C	Catalog Number		
		Single-Pole 120/240 Vac Requires One 3/4-Inch (19.1 mm) Space 10 per Shelf Carton	Two-Pole 120/240 Vac Common Trip Requires Two 3/4-Inch (19.1 mm) Spaces 5 per Shelf Carton	Three-Pole 240 Vac Common Trip Requires Three 3/4-Inch (19.1 mm) Spaces 5 per Shelf Carton
10	(1) #14-8 ①	 CH110	 CH210	 CH310
15	(2) #14-10 ①② (1) #14-6 ③	CH115 ⑦⑧	CH215 ⑧	CH315 ⑧
20		CH120 ⑦⑧	CH220 ⑧	CH320 ⑧
25		CH125 ⑧	CH225 ⑧	CH325 ⑧
30		CH130 ⑧	CH230 ⑧	CH330 ⑧
15		CHF115 ⑦⑧⑩	CHF215 ⑧⑩	CHF315 ⑧
20		CHF120 ⑦⑧⑩	CHF220 ⑧⑩	CHF320 ⑧
25		CHF125 ⑧⑩	CHF225 ⑧⑩	CHF325 ⑧
30		CHF130 ⑧⑩	CHF230 ⑧⑩	CHF330 ⑧
35	#14-2 ① #14-6 ③	CH135 ⑧	CH235 ⑧	CH335 ⑧
40	#10-1/0 ④	CH140 ⑧	CH240 ⑧	CH340 ⑧
45	#14-2 ⑤ #3/0 ⑥	CH145 ⑧	CH245 ⑧	CH345 ⑧
50		CH150 ⑧	CH250 ⑧	CH350 ⑧
70		CH170	CH270	CH370
80		—	CH280	CH3080
90		—	CH290	CH3090
100		—	CH2100	CH3100
110		—	CH2110	—
125		—	CH2125	—
150		—	CH2150 ⑨	—

Notes

- ① For single- and two-pole breakers.
- ② Solid and stranded wire can be used together.
- ③ For three-pole breakers.
- ④ Single-pole 60-70A, two-pole 80-125A, three-pole 40-100A.
- ⑤ Single-pole 40-50A, two-pole 40-70A.
- ⑥ Two-pole 150A.
- ⑦ Switching duty rated.
- ⑧ HACR rated.
- ⑨ CH2150 requires four-pole spaces and is not suitable for use on three-phase panels, not CSA certified.
- ⑩ With trip indication.

For factory-installed options, refer to **Page V1-T1-38**.

Plug-On Circuit Breakers



Contents

<i>Description</i>	<i>Page</i>
Overview	V1-T1-2
CH Specialty Products	V1-T1-14
CH Loadcenter Options and Accessories	V1-T1-22
CH Circuit Breakers	
Features	V1-T1-30
Product Selection	V1-T1-31
Options and Accessories	V1-T1-37
Technical Data and Specifications	V1-T1-39
Wiring Diagrams	V1-T1-39

CH Circuit Breakers

Product Description

Quick-make, quick-break switch mechanism combined with inverse time element tripping operation and trip-free handle design. Type CH circuit breakers trip to the OFF position, eliminating nuisance callbacks. The thermal-magnetic trip curve avoids nuisance tripping on mild overloads while reacting almost instantaneously to severe short-circuit conditions. Multipole breakers have internal common trip connection to operate all poles simultaneously. Handles are marked with ON-OFF indication and ampere rating of the breaker.

Special Application Plug-On Circuit Breakers—Type CH 10 kAIC 120 Vac and 120/240 Vac

Branch Feeder Type Arc Fault Circuit Breakers

A branch feeder type arc fault circuit interrupter is a device intended to mitigate high current arcing faults in the complete circuit, including connected cords. High current arcing faults can occur from line to neutral or line to ground. These arcing faults are in parallel with the load and produce the most energy of all arcing faults.

The branch feeder type AFCI is required in the 1999 and 2002 National Electrical Code.

The Combination Type AFCI is required in the 2005 and 2008 National Electrical Code.

Combination Type Arc Fault Circuit Breakers

A combination type arc fault circuit interrupter is a device that includes all of the protection offered by the branch feeder AFCI (mitigation of high current arcing faults in the complete circuit, including connected cords). In addition it provides direct detection of persistent low current arcing faults down to 5 amps with associated mitigation of fire hazards in the cords connected to the outlets. High current arcing faults can occur from line to neutral or line to ground. These arcing faults are in parallel with the load and produce the most energy of all arcing faults. The current level of low current arcing faults is limited by the load.

Ground Fault Circuit Breakers—Ground Fault Application Notes

Single-pole Type CHGFIs are designed for use in two-wire, 120 Vac circuits. The diagram on **Page V1-T1-39** shows a typical wiring configuration.

Two-pole Type CHGFIs are designed for use in three-wire, 120/240 Vac circuits, 120 Vac multiwire circuits employing common, neutral and two-wire, 240 Vac circuits obtained from a 120/240 Vac source.

Diagrams on **Page V1-T1-39** illustrate typical wiring configurations for 120/240 Vac multiwire circuits.

The diagram on **Page V1-T1-39** depicts a 240 Vac, two-wire circuit. Note the “panel neutral” conductor connects to the neutral bar, even though the neutral is not included in the load circuit. This connection is necessary to supply a 120 Vac power source to the ground fault sensing circuit.

The figures are shown with a 120/240 Vac, single-phase, three-wire power source, but are also applicable to a 120/208 Vac, three-phase, four-wire power supply. For all figures, the electrical operation of the Type CHGFI is not affected by the equipment ground.



1.1

Loadcenters and Circuit Breakers

Type CH Loadcenters and Circuit Breakers

1

Features



Plug-On Type CH Breaker




Product Selection

10 kAIC, 120 Vac, 120/240 Vac and 240 Vac

Plug-On Circuit Breakers



Type CH Breakers, 3/4-Inch (19.1 mm) per Pole 120, 120/240 or 240 Vac, 10 kAIC

Ampere Rating	Wire Size Range Cu/Al 60°C or 75°C	Catalog Number		
		Single-Pole 120/240 Vac Requires One 3/4-Inch (19.1 mm) Space 10 per Shelf Carton	Two-Pole 120/240 Vac Common Trip Requires Two 3/4-Inch (19.1 mm) Spaces 5 per Shelf Carton	Three-Pole 240 Vac Common Trip Requires Three 3/4-Inch (19.1 mm) Spaces 5 per Shelf Carton
10	(1) #14-8 ①	 CH110	 CH210	 CH310
15	(2) #14-10 ①② (1) #14-6 ③	CH115 ⑦⑧	CH215 ⑧	CH315 ⑧
20		CH120 ⑦⑧	CH220 ⑧	CH320 ⑧
25		CH125 ⑧	CH225 ⑧	CH325 ⑧
30		CH130 ⑧	CH230 ⑧	CH330 ⑧
15		CHF115 ⑦⑧⑩	CHF215 ⑧⑩	CHF315 ⑧
20		CHF120 ⑦⑧⑩	CHF220 ⑧⑩	CHF320 ⑧
25		CHF125 ⑧⑩	CHF225 ⑧⑩	CHF325 ⑧
30		CHF130 ⑧⑩	CHF230 ⑧⑩	CHF330 ⑧
35	#14-2 ① #14-6 ③	CH135 ⑧	CH235 ⑧	CH335 ⑧
40	#10-1/0 ④	CH140 ⑧	CH240 ⑧	CH340 ⑧
45	#14-2 ⑤ #3/0 ⑥	CH145 ⑧	CH245 ⑧	CH345 ⑧
50		CH150 ⑧	CH250 ⑧	CH350 ⑧
70		CH170	CH270	CH370
80		—	CH280	CH3080
90		—	CH290	CH3090
100		—	CH2100	CH3100
110		—	CH2110	—
125		—	CH2125	—
150		—	CH2150 ⑨	—

Notes

- ① For single- and two-pole breakers.
- ② Solid and stranded wire can be used together.
- ③ For three-pole breakers.
- ④ Single-pole 60-70A, two-pole 80-125A, three-pole 40-100A.
- ⑤ Single-pole 40-50A, two-pole 40-70A.
- ⑥ Two-pole 150A.
- ⑦ Switching duty rated.
- ⑧ HACR rated.
- ⑨ CH2150 requires four-pole spaces and is not suitable for use on three-phase panels, not CSA certified.
- ⑩ With trip indication.

For factory-installed options, refer to **Page V1-T1-38**.