

## Threaded Products and Hardware

### A-100 Regular Spring Nut

Sizes: 1/4", 5/16", 3/8", 1/2", 5/8", 3/4" & 1"

Nut is square over 1/2" size.  
For all "A" and "C" series channel and inserts.



### E-145 Standard Hex Nut

Sizes: 1/4", 3/8", 1/2", 5/8", 3/4", 7/8" & 1"

GoldGalv® Finish.

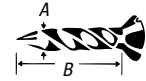


### E-151-D Wood Screw Drive

Size A: 1/4"

Size B: 2"

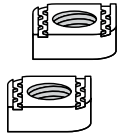
Max. Rec. Load: 100 lbs.



### AB-100 Springless Nut

Sizes: 1/4", 5/16", 3/8", 1/2", 5/8" & 3/4"

Nut is square over 1/2" size.  
For use with all channels.  
Silver Electroplated Finish.



### E-146 Standard Square Nut

Sizes: 1/4", 5/16", 3/8", 1/2" & 5/8"

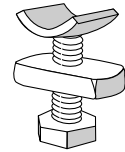
GoldGalv® Finish.



### ES-142 Seismic Stiffener Nut

Size: ES-142-1/2 x 1 1/2"

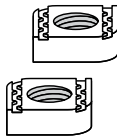
Bolt Dia.: 1/2"



### AC-100 Springless Nut

Sizes: 1/4", 3/8", 1/2", 5/8" & 3/4"

Nut is square over 1/2" size.  
For all "A", "C", "E" and "H" series channel and inserts.



### E-147 Flat Steel Washer

Sizes: 1/4", 5/16", 3/8", 1/2", 5/8", 3/4" & 7/8"

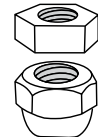
GoldGalv® Finish.



### ES-145 Swivel Nut and Jam Nut Combinations

Sizes: 3/8" & 1/2"

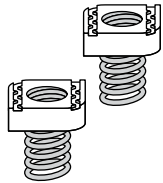
GoldGalv® Finish.



### B-100 Short Spring Nut

Sizes: 1/4", 5/16", 3/8" & 1/2"

Nut is square over 1/2" size.  
For all "B" series channel and inserts.



### E-148 Lock Washer

Sizes: 1/4", 3/8", 1/2" & 5/8"

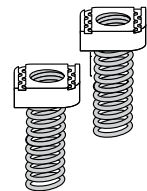
GoldGalv® Finish.



### H-100 Long Spring Nut

Sizes: 3/8", 1/2" & 5/8"

Nut is square over 1/2" size.  
For all "E" and "H" series channel and inserts.



### CM-100 Nylon Cone Nut

Sizes: 1/4", 3/8" & 1/2"

For all 1 5/8" channel.

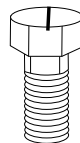
\*Will not fit "B" series channel.

GoldGalv® Finish



### E-149 Slotted Hex Indented Head Machine Screw

Sizes: 1/4" x 3/4", 1/4" x 1", 5/16" x 1 1/4" & 3/8" x 1 1/4"



### UC-100 Universal Nylon Cone Nut

Sizes: 1/4", 3/8" & 1/2"

For all 1 5/8" & 1 1/2" channels.  
May be used with ALL strut depths. Can be used for CM-100, A-100, B-100 & AB-100 Series.

GoldGalv® Finish.



### E-142 Hex Head Cap Screw

Sizes: 1/4" x 1", 1/4" x 1 1/2", 3/8" x 1", 3/8" x 1 1/2", 1/2" x 1 5/16" & 1/2" x 1 1/2"

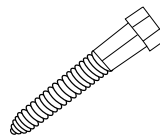
See price sheet for additional sizes.



### E-150-S Lag Bolt Screw

Size: 3/8" & 1/2"

Drill Size: 1/4" & 1 1/32"



## Threaded Products and Hardware

### A-100 Regular Spring Nut

Sizes: 1/4", 5/16", 3/8", 1/2", 5/8", 3/4" & 1"

Nut is square over 1/2" size.  
For all "A" and "C" series channel and inserts.



### E-145 Standard Hex Nut

Sizes: 1/4", 3/8", 1/2", 5/8", 3/4", 7/8" & 1"

GoldGalv® Finish.

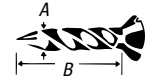


### E-151-D Wood Screw Drive

Size A: 1/4"

Size B: 2"

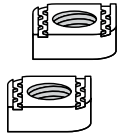
Max. Rec. Load: 100 lbs.



### AB-100 Springless Nut

Sizes: 1/4", 5/16", 3/8", 1/2", 5/8" & 3/4"

Nut is square over 1/2" size.  
For use with all channels.  
Silver Electroplated Finish.



### E-146 Standard Square Nut

Sizes: 1/4", 5/16", 3/8", 1/2" & 5/8"

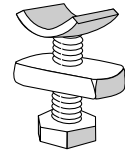
GoldGalv® Finish.



### ES-142 Seismic Stiffener Nut

Size: ES-142-1/2 x 1 1/2"

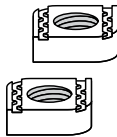
Bolt Dia.: 1/2"



### AC-100 Springless Nut

Sizes: 1/4", 3/8", 1/2", 5/8" & 3/4"

Nut is square over 1/2" size.  
For all "A", "C", "E" and "H" series channel and inserts.



### E-147 Flat Steel Washer

Sizes: 1/4", 5/16", 3/8", 1/2", 5/8", 3/4" & 7/8"

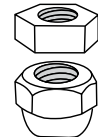
GoldGalv® Finish.



### ES-145 Swivel Nut and Jam Nut Combinations

Sizes: 3/8" & 1/2"

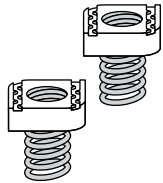
GoldGalv® Finish.



### B-100 Short Spring Nut

Sizes: 1/4", 5/16", 3/8" & 1/2"

Nut is square over 1/2" size.  
For all "B" series channel and inserts.



### E-148 Lock Washer

Sizes: 1/4", 3/8", 1/2" & 5/8"

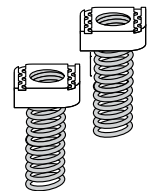
GoldGalv® Finish.



### H-100 Long Spring Nut

Sizes: 3/8", 1/2" & 5/8"

Nut is square over 1/2" size.  
For all "E" and "H" series channel and inserts.



### CM-100 Nylon Cone Nut

Sizes: 1/4", 3/8" & 1/2"

For all 1 5/8" channel.

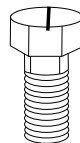
\*Will not fit "B" series channel.

GoldGalv® Finish



### E-149 Slotted Hex Indented Head Machine Screw

Sizes: 1/4" x 3/4", 1/4" x 1", 5/16" x 1 1/4" & 3/8" x 1 1/4"



### UC-100 Universal Nylon Cone Nut

Sizes: 1/4", 3/8" & 1/2"

For all 1 5/8" & 1 1/2" channels.  
May be used with ALL strut depths. Can be used for CM-100, A-100, B-100 & AB-100 Series.

GoldGalv® Finish.



### E-142 Hex Head Cap Screw

Sizes: 1/4" x 1", 1/4" x 1 1/2", 3/8" x 1", 3/8" x 1 1/2", 1/2" x 1 5/16" & 1/2" x 1 1/2"

See price sheet for additional sizes.



### E-150-S Lag Bolt Screw

Size: 3/8" & 1/2"

Drill Size: 1/4" & 1 1/32"

