

SECTION

# C



# Locking Devices

**Table of contents**

<b>Locking device families</b>	C-2	<b>Locking devices continued</b>	C-46
<b>15A, 20A &amp; 30A locking devices</b>	C-3		
<b>Pole, wire</b>	<b>A &amp; V/AC</b>	<b>Rating</b>	
2-P, 2-W	15A, 125V/AC	NEMA L1-15	C-5
	20A, 250V/AC	NEMA L2-20	C-6
2-P, 3-W	15A, 125V/AC	NEMA L5-15	C-7
	15A, 250V/AC	NEMA L6-15	C-8
	15A, 277V/AC	NEMA L7-15	C-9
	20A, 125V/AC	NEMA L5-20	C-10
	20A, 250V/AC	NEMA L6-20	C-11
	20A, 277V/AC	NEMA L7-20	C-12
	20A, 480V/AC	NEMA L8-20	C-13
	20A, 600V/AC	NEMA L9-20	C-14
	30A, 125V/AC	NEMA L5-30	C-15
	30A, 250V/AC	NEMA L6-30	C-16
	30A, 277V/AC	NEMA L7-30	C-17
	30A, 480V/AC	NEMA L8-30	C-18
	30A, 600V/AC	NEMA L9-30	C-19
3-P, 3-W	10/15A, 250/125V/AC	Non-NEMA	C-20
Non-grounding	20A, 125/250V/AC	Non-NEMA	C-21
	20A, 125/250V/AC	NEMA L10-20	C-22
	20A, 3Ø 250V/AC	NEMA L11-20	C-23
	20A, 3Ø 480V/AC	NEMA L12-20	C-24
	30A, 125/250V/AC	Non-NEMA	C-25
	30A, 125/250V/AC	NEMA L10-30	C-26
	30A, 3Ø 250V/AC	NEMA L11-30	C-27
	30A, 3Ø 480V/AC	NEMA L12-30	C-28
	30A, 3Ø 600V/AC	NEMA L13-30	C-29
3-P, 4-W	20A, 125/250V/AC	NEMA L14-20	C-30
	20A, 3Ø 250V/AC	NEMA L15-20	C-31
	20A, 3Ø 480V/AC	NEMA L16-20	C-32
	30A, 125/250V/AC	NEMA L14-30	C-33
	30A, 3Ø 250V/AC	NEMA L15-30	C-34
	30A, 3Ø 480V/AC	NEMA L16-30	C-35
	30A, 3Ø 600V/AC	NEMA L17-30	C-36
4-P, 4-W	20A, 3ØY 120/280V/AC	Non-NEMA	C-37
Non-grounding	20A, 3ØY 120/280V/AC	NEMA L18-20	C-38
	20A, 3ØY 277/480V/AC	NEMA L19-20	C-39
	20A, 3ØY 347/600V/AC	NEMA L20-20	C-40
	30A, 3ØY 120/208V/AC	Non-NEMA	C-41
	30A, 3ØY 120/308V/AC	NEMA L18-30	C-42
	30A, 3ØY 277/480V/AC	NEMA L19-30	C-43
	30A, 3ØY 347/600V/AC	NEMA L20-30	C-44
	<b>Pole, wire</b>	<b>A &amp; V/AC</b>	<b>Rating</b>
4-P, 5-W	10/20A, 600/250V/AC	Non-NEMA	C-45
	20A, 3ØY 120/208V/AC	NEMA L21-20	C-46
	20A, 3ØY 277/480V/AC	NEMA L22-20	C-47
	20A, 3ØY 347/600V/AC	NEMA L23-20	C-48
	30A, 3ØY 120/208V/AC	NEMA L21-30	C-49
	30A, 3ØY 277/480V/AC	NEMA L22-30	C-50
	30A, 3ØY 347/600V/AC	NEMA L23-30	C-51
<b>Midget devices</b>			C-52
<b>Pole, wire</b>	<b>A &amp; V/AC</b>	<b>Rating</b>	
2-P, 2-W	15A, 125V/AC	NEMA ML1	C-52
2-P, 3-W	15A, 125V/AC	NEMA ML2	C-52
3-P, 3-W	15A, 125/250V/AC	NEMA ML3	C-53
<b>Pro grip locking &amp; armored devices</b>			C-54
<b>Pole, wire</b>	<b>A &amp; V/AC</b>	<b>Rating</b>	
2-P, 3-W	50A, 125V/AC	Non-NEMA	C-56
	50A, 250V/AC	Non-NEMA	C-58
	50A, 250V/DC 600V/AC	Non-NEMA	C-59
	50A, 480V/AC	Non-NEMA	C-60
3-P, 4-W	50A, 125/250V/AC	Non-NEMA	C-61
	50A, 125/250V/AC	Non-NEMA	C-62
	50A, 3Ø 250V/AC	Non-NEMA	C-63
	50A, 250V/DC 600V/AC	Non-NEMA	C-64, C-65
	50A, 3Ø 480V/AC	Non-NEMA	C-66
<b>Power lock devices, non-NEMA</b>			C-67
<b>Pole, wire</b>	<b>A &amp; V/AC</b>	<b>Rating</b>	
2-P, 3-W	20A, 125V/AC	Hospital use	C-68
	50A, 250V/AC	Hospital use	C-68
	60A, 250V/AC	Hospital use	C-68
	20A, 125V/AC	Non-NEMA	C-69
3-P, 3-W	20A, 125V/AC	Non-NEMA	C-69
3-P, 4-W	20/30A, 250V/DC 600V/AC	Non-NEMA	C-70
	30A, 480V/AC	Non-NEMA	C-71
	60A, 600V/AC	Non-NEMA	C-72
4-P, 5-W	20/30A, 250V/DC 600V/AC	Non-NEMA	C-73
	60A, 600V/AC	Non-NEMA	C-74
<b>Power lock accessories for 30A &amp; 60A</b>			C-75
<b>Locking device dimensional data</b>			C-76
<b>Specification information</b>			C-84

## Locking device families

### The industry's most complete line of locking industrial devices

Arrow Hart offers the most rugged, feature-rich, broadest line of quality locking devices to meet the specific needs of demanding industrial applications



#### Locking devices

The widest range of NEMA and non-NEMA devices, designed and built with superior materials for long lasting performance.



#### 50A locking devices

Rugged pro grip, armored and marine grade 50A locking devices are ideal for harsh construction and industrial applications.



#### Power lock devices

Power lock devices offer a positive engagement single-post design in rugged nylon or armored shell housings for reliable service.



#### Flat cable devices

Flat cable plugs & connectors are designed specifically for 4-pole, 5-wire flat cable applications in convention and exhibit halls or other high-traffic flat-cable environments.



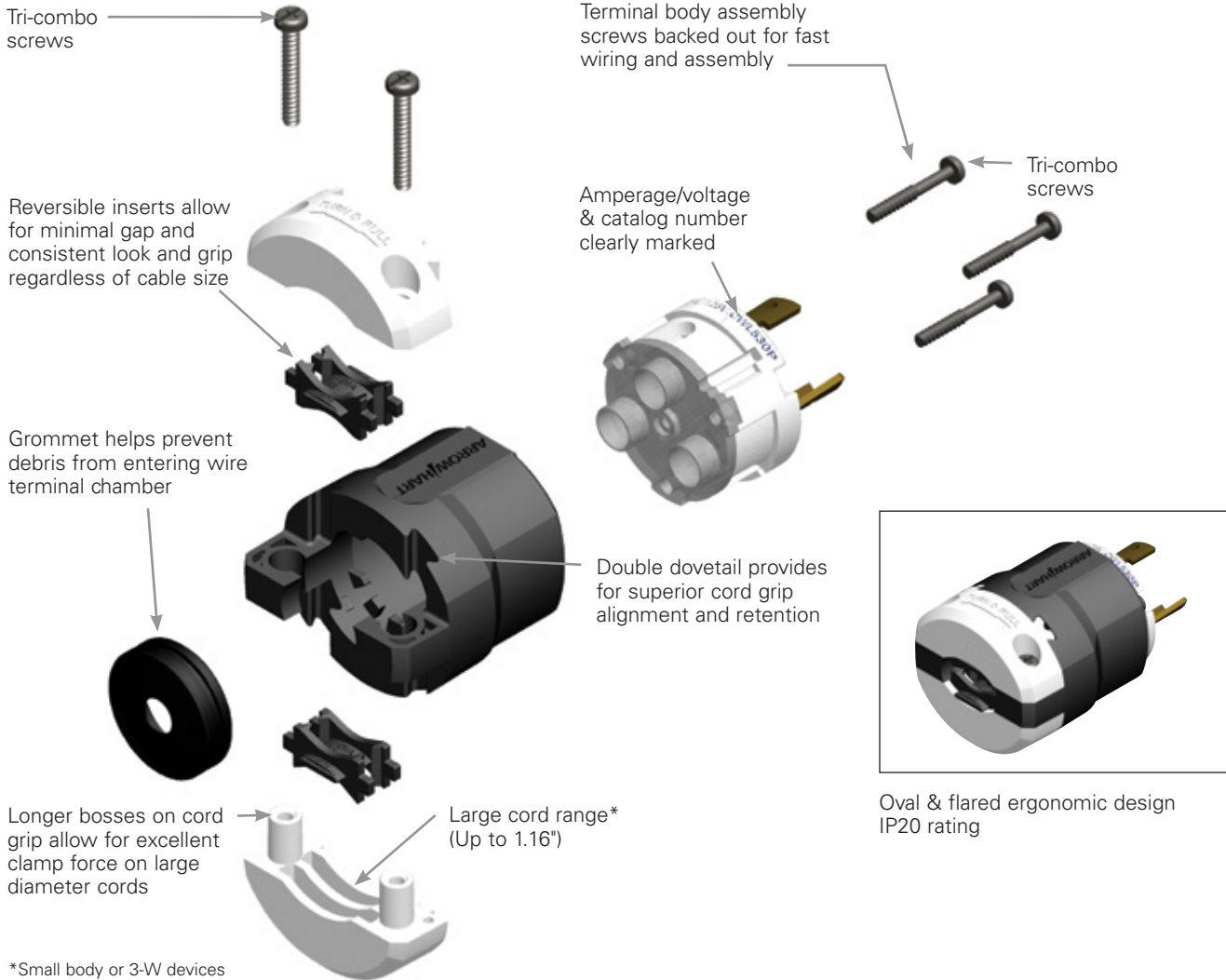
See Section D for a complete line of watertight, severe-duty and corrosion resistant locking devices.

# Industrial grade locking plugs and connectors


## Rugged, quality locking devices for any application

Superior design and performance make Arrow Hart's hart lock devices the ideal choice for industrial applications. Available in a wide range of NEMA and Non-NEMA configurations

### Ultra grip straight blade plugs & connectors redesign features & benefits



### Auto grip hospital and industrial grade plugs & connectors features & benefits



Compliances, specifications and availability are subject to change without notice.

www.eaton.com  
www.eaton.com/arrowhart

**Industrial receptacles features & benefits**

Performance feature heavy duty glass reinforced nylon body and face for rugged durability

Compact body design allows for adequate wire room in wallbox

Heavy interior walls provide additional support to ensure contact retention

Heavy-duty mounting strap is double riveted to body for added strength



One piece brass contacts provide excellent plug retention and electrical continuity with minimum heat rise

Amperage/voltage is clearly marked

Serrated terminal plates bite wire to insure strong, reliable wiring connections

Back and side wired terminal design allows for fast installation

Multiple-head screws provide versatility for ease of use

**Industrial flanged inlets & outlets features & benefits**

Mounting holes interchangeable with other devices

Heavy-duty nylon construction




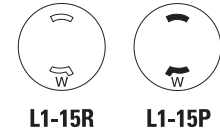
Individual wiring compartments with tapered channel for easy insertion of wires

Back wire terminal clamps for easy, secure wiring


## Industrial grade 15A locking devices

### Product description

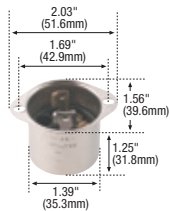
2-pole, 2-wire non-grounding  
15A, 125V/AC  
NEMA L1-15



7546



7540



CWL115FI



CWL115FO

### Industrial grade plugs & connectors

Rating	A	V/AC	NEMA	Description	Cord diameter	Color	Plug catalog no.	Connector catalog no.	
15	125	L1-15	Straight body	0.31-0.47" (7.9-11.9mm)	BK	□ 7546	—	•	
			Straight body	0.30-0.56" (7.5-14.3mm)	BK	—	□ 7506	•	

### Industrial grade receptacles

Rating	A	V/AC	NEMA	Description	Color	Single receptacle	Duplex receptacle			
15	125	L1-15	Standard industrial		BK	□ CWL115R		•	•	
			Standard industrial		BK		□ 7540	•		

### Industrial grade flanged inlets & outlets

Rating	A	V/AC	NEMA	Description	Color	Flanged inlet	Flanged outlet			
15	125	L1-15	Standard industrial		BK & W	□ CWL115FI	□ CWL115FO <sup>11</sup>	•	•	

<sup>11</sup>Only UL Listed

### Accessories for NEMA L1-15 locking devices

Description	Catalog no.			
Diecast aluminum single receptacle cover, vertical mount, for FS/FD Boxes	□ 7420	•	•	
Glass-filled nylon flanged inlet/outlet cover, vertical mount, for 15A devices	□ WP1	•	•	



7420



WP1

**Dimensional information:**  
C-79, C-80

**Plug & connector specification information:**  
NEMA L1-15: C-85

**Receptacle specification information:**  
NEMA L1-15: C-87

**Flanged inlet & flanged outlet specification information:**  
NEMA L1-15: C-88

### Color information:

BK (Black), W (White)



(Black)

(White)

**Compliances, specifications and availability are subject to change without notice.**


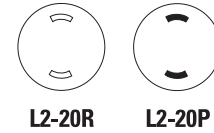
Indicates NAFTA compliant - Page Q-32

RoHS compliant - Page Q-32

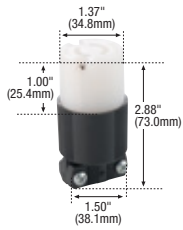
### Industrial grade 20A locking devices

#### Product description


2-pole, 2-wire non-grounding  
20A, 250V/AC  
NEMA L2-20



CWL220P



CWL220C



CWL220R



CWL220FO

#### Industrial grade plugs & connectors



Rating	A	V/AC	NEMA	Description	Cord diameter	Color	Plug catalog no.	Connector catalog no.	USA	RoHS
20	250	L2-20	Safety grip straight body	0.33-0.66" (8.4-16.7mm)	BK & W	<input type="checkbox"/> CWL220P	—		•	•
			Safety grip straight body, polarized	0.33-0.66" (8.4-16.7mm)	BK & W	<input type="checkbox"/> CWL220P-6	<input type="checkbox"/> CWL220C		•	•

#### Industrial grade receptacles



Rating	A	V/AC	NEMA	Description	Color	Single receptacle	USA	RoHS
20	250	L2-20	Standard industrial	BK	<input type="checkbox"/> CWL220R		•	•

#### Industrial grade flanged inlets & outlets



Rating	A	V/AC	NEMA	Description	Color	Flanged outlet	USA	RoHS
20	250	L2-20	Standard industrial	BK	<input type="checkbox"/> CWL220FO		•	•

#### Accessories for NEMA L2-20 locking devices

Description	Catalog no.	USA	RoHS
Neoprene weather protective boot for 20A, 2-W plug	<input type="checkbox"/> BS1		•
Neoprene weather protective boot for 20A, 2-W connector	<input type="checkbox"/> BS2		•



BS1



BS2

**Dimensional information:**  
C-76, C-79, C-80

**Plug & connector specification information:**  
NEMA L2-20: C-85

**Receptacle specification information:**  
NEMA L2-20: C-87

**Flanged inlet & flanged outlet specification information:**  
NEMA L2-20: C-88

#### Color information:

BK (Black), W (White)



(Black)

(White)

**Compliances, specifications and availability are subject to change without notice.**

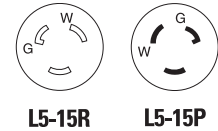
Indicates NAFTA compliant - Page Q-32

RoHS compliant - Page Q-32

## Industrial grade 15A locking devices

### Product description

2-pole, 3-wire grounding  
15A, 125V/AC  
NEMA L5-15



CWL515C



CWL515PAN



4721N

### Industrial grade plugs & connectors



Rating A	V/AC	NEMA	Description	Cord diameter	Color	Plug catalog no.	Connector catalog no.		
15	125	L5-15	Safety grip straight body	0.33-0.66" (8.4-16.7mm)	BK & W	<input type="checkbox"/> CWL515P	<input type="checkbox"/> CWL515C	•	•
			Safety grip angled body	0.33-0.66" (8.4-16.7mm)	BK & W	<input type="checkbox"/> CWL515PAN	<input type="checkbox"/> CWL515CAN	•	•
			Auto grip	0.33-0.66" (8.4-16.7mm)	BK & W	<input type="checkbox"/> 4721N	<input type="checkbox"/> 4731N	•	•

### Industrial grade receptacles



Rating A	V/AC	NEMA	Description	Color	Single receptacle	Duplex receptacle		
15	125	L5-15	Standard industrial	BK	<input type="checkbox"/> CWL515R*	—	•	•
			Standard industrial	BK	—	<input type="checkbox"/> 4700	•	•
			Isolated ground	RN	<input type="checkbox"/> IGL515R*	<input type="checkbox"/> IG4700*	•	•
		5-15	Combination locking & straight blade	BK	—	<input type="checkbox"/> 5792*	•	•

\*Not Fed Spec

### Industrial grade flanged inlet



Rating A	V/AC	NEMA	Description	Color	Flanged inlet		
15	125	L5-15	Standard industrial	BK & W	<input type="checkbox"/> CWL515FI	•	•

### Industrial grade flanged outlet



Rating A	V/AC	NEMA	Description	Color	Flanged outlet		
15	125	L5-15	Standard industrial	BK & W	<input type="checkbox"/> CWL515FO	•	•

**Dimensional information:**  
C-76-C-78

**Plug & connector specification information:**  
L5-15: C-84

**Receptacle specification information:**  
L5-15: C-86

Isolated ground L5-15: C-86

**Flanged inlet & flanged outlet specification information:**  
L5-15: C-88

### Color information:

BK (Black), RN (Orange), W (White)



Compliances, specifications and availability are subject to change without notice.

Indicates NAFTA compliant - Page Q-32


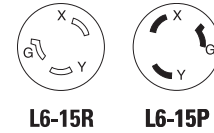
RoHS compliant - Page Q-32



### Industrial grade 15A locking devices

#### Product description


2-pole, 3-wire grounding  
15A, 250V/AC  
NEMA L6-15



CWL615P



CWL615C



CWL615R



CWL615FI

#### Industrial grade plugs & connectors



Rating	A	V/AC	NEMA	Description	Cord diameter	Color	Plug catalog no.	Connector catalog no.		
15	250	L6-15	Safety grip straight body	0.33-0.66" (8.4-16.7mm)	BK & W	<input type="checkbox"/> CWL615P	<input type="checkbox"/> CWL615C			
			Auto grip straight body	0.33-0.66" (8.4-16.7mm)	BK & W	<input type="checkbox"/> 6565N	<input type="checkbox"/> 6566N			

#### Industrial grade receptacles



Rating	A	V/AC	NEMA	Description	Color	Single receptacle	Duplex receptacle		
15	250	L6-15	Standard industrial	BK	<input type="checkbox"/> CWL615R	—			
			Standard industrial	BK	—	<input type="checkbox"/> 6580			
			Isolated ground	RN	<input type="checkbox"/> IGL615R*	—			

\*Not Fed Spec

#### Industrial grade flanged inlets & outlets



Rating	A	V/AC	NEMA	Description	Color	Flanged inlet	Flanged outlet		
15	250	L6-15	Standard industrial	BK	<input type="checkbox"/> CWL615FI	—			
			Standard industrial	BK & W	—	<input type="checkbox"/> CWL615FO**			

\*\*Only UL Listed & CSA certified, \*Not Fed Spec

#### Dimensional information:

C-76-C-78

#### Plug & connector specification information:

L6-15: C-84

#### Receptacle specification information:

L6-15: C-86

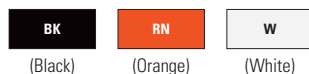
Isolated ground L6-15: C-86

#### Flanged inlet & flanged outlet specification information:

L6-15: C-88

#### Color information:

BK (Black), RN (Orange), W (White)



Compliances, specifications and availability are subject to change without notice.


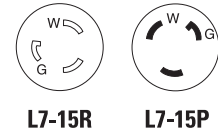
Indicates NAFTA compliant - Page Q-32

RoHS compliant - Page Q-32

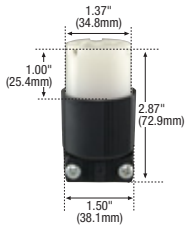
## Industrial grade 15A locking devices

### Product description

2-pole, 3-wire grounding  
15A, 277V/AC  
NEMA L7-15



4771N



CWL715C

### Industrial grade plugs & connectors



Rating A	V/AC	NEMA	Description	Cord diameter	Color	Plug catalog no.	Connector catalog no.		
15	277	L7-15	Safety grip straight body	0.33-0.66" (8.4-16.7mm)	BK & W	<input type="checkbox"/> CWL715P	<input type="checkbox"/> CWL715C	•	•
			Auto grip straight body	0.33-0.66" (8.4-16.7mm)	BK & W	<input type="checkbox"/> 4771N	<input type="checkbox"/> 4772N	•	•

### Industrial grade receptacles



Rating A	V/AC	NEMA	Description	Color	Single receptacle	Duplex receptacle		
15	277	L7-15	Standard industrial	BK	<input type="checkbox"/> CWL715R	<input type="checkbox"/> 4750	•	•

### Industrial grade flanged inlets & outlets



Rating A	V/AC	NEMA	Description	Color	Flanged inlet	Flanged outlet		
15	277	L7-15	Standard industrial	BK	<input type="checkbox"/> CWL715FI	—	•	•
			Standard industrial	BK & W	—	<input type="checkbox"/> CWL715FO <sup>1</sup>	•	•

<sup>1</sup>Only UL Listed & CSA certified

**Dimensional information:**  
C-76-C-78

**Plug & connector specification information:**  
L7-15: C-84

**Receptacle specification information:**  
L7-15: C-86

**Flanged inlet & flanged outlet specification information:**  
L7-15: C-88

### Color information:

BK (Black), W (White)



(Black) (White)

Compliances, specifications and availability are subject to change without notice.

Indicates NAFTA compliant - Page Q-32

RoHS compliant - Page Q-32

### Industrial grade 20A locking devices

#### Product description

2-pole, 3-wire grounding  
20A, 125V/AC  
NEMA L5-20



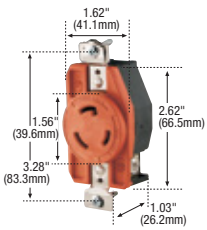
L5-20R



L5-20P



AHL520C



IGL520R



AHL520FO

#### Industrial grade plugs & connectors



Rating	V/AC	NEMA	Description	Cord diameter	Color	Plug catalog no.	Connector catalog no.		
20	125	L5-20	Ultra grip straight body	0.38-1.00" (9.5-25.4mm)	BK & W	<input type="checkbox"/> AHL520P	<input type="checkbox"/> AHL520C		
			Safety grip straight body	0.38-1.00" (9.5-25.4mm)	BK	<input type="checkbox"/> CWL520PBK	<input type="checkbox"/> CWL520CBK		

#### Industrial grade receptacles



Rating	V/AC	NEMA	Description	Color	Single receptacle		
20	125	L5-20	Standard industrial	BK	<input type="checkbox"/> AHL520R		
			Isolated ground	RN	<input type="checkbox"/> IGL520R*		

\*Not Fed Spec

#### Industrial grade flanged inlets & outlets



Rating	V/AC	NEMA	Description	Color	Flanged inlet	Flanged outlet		
20	125	L5-20	Standard industrial	BK & W	<input type="checkbox"/> AHL520FI	<input type="checkbox"/> AHL520FO*		

\*Only UL Listed & CSA certified

#### Accessories for NEMA L5-20 locking devices

Description	Catalog no.		
Neoprene weather protective boot for 20/30A, 3-W locking plug	<input type="checkbox"/> BM1		
Neoprene weather protective boot for 20/30A, 3-W locking connector	<input type="checkbox"/> BM2		
Diecast aluminum single receptacle cover, vertical mount, for FS/FD boxes	<input type="checkbox"/> 7420		



BM1



BM2



7420

#### Dimensional information:

C-76-C-78

#### Plug & connector specification information:

L5-20: C-84

#### Receptacle specification information:

L5-20: C-87

Isolated ground L5-20: C-87

#### Flanged inlet & flanged outlet specification information:

L5-20: C-88

#### Color information:

BK (Black), RN (Orange), W (White)



(Black)

(Orange)

(White)

Compliances, specifications and availability are subject to change without notice.



Indicates NAFTA compliant - Page Q-32

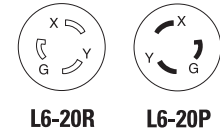


RoHS compliant - Page Q-32


## Industrial grade 20A locking devices

### Product description

2-pole, 3-wire grounding  
20A, 250V/AC  
NEMA L6-20



AHL620P



AHL620R



AHL620FI

### Industrial grade plugs & connectors

Rating	V/AC	NEMA	Description	Cord diameter	Color	Plug catalog no.	Connector catalog no.		
20	250	L6-20	Ultra grip straight body	0.38-1.00" (9.5-25.4mm)	BK & W	<input type="checkbox"/> AHL620P	<input type="checkbox"/> AHL620C		

### Industrial grade receptacles

Rating	V/AC	NEMA	Description	Color	Single receptacle		
20	250	L6-20	Standard industrial	BK	<input type="checkbox"/> AHL620R		
			Isolated ground	RN	<input type="checkbox"/> IGL620R*		

\*Not Fed Spec

### Industrial grade flanged inlets & outlets

Rating	V/AC	NEMA	Description	Color	Flanged inlet	Flanged outlet		
20	250	L6-20	Standard industrial	BK	<input type="checkbox"/> AHL620FI	—		
			Standard industrial	BK & W	—	<input type="checkbox"/> AHL620FO <sup>1</sup>		

<sup>1</sup>Only UL Listed & CSA certified

### Accessories for NEMA L6-20 locking devices

Description	Catalog no.		
Neoprene weather protective boot for 20/30A, 3-W locking plug	<input type="checkbox"/> BM1		
Neoprene weather protective boot for 20/30A, 3-W locking connector	<input type="checkbox"/> BM2		
Diecast aluminum single receptacle cover, vertical mount, for FS/FD boxes	<input type="checkbox"/> 7420		



BM1

BM2

7420

**Dimensional information:**  
C-76-C-78

**Plug & connector specification information:**  
L6-20: C-84

**Receptacle specification information:**  
L6-20: C-87

Isolated ground L6-20: C-87  
**Flanged inlet & flanged outlet specification information:**  
L6-20: C-88

### Color information:

BK (Black), RN (Orange), W (White)



**Compliances, specifications and availability are subject to change without notice.**


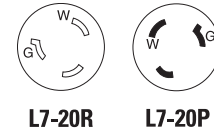
Indicates NAFTA compliant - Page Q-32

RoHS compliant - Page Q-32

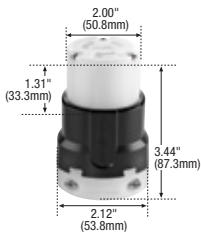
## Industrial grade 20A locking devices

### Product description

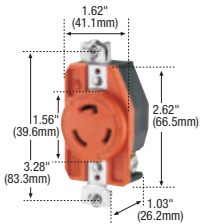
2-pole, 3-wire grounding  
20A, 277V/AC  
NEMA L7-20



AHL720P



AHL720C



IGL720R



AHL720FO

### Industrial grade plugs & connectors



Rating	V/AC	NEMA	Description	Cord diameter	Color	Plug catalog no.	Connector catalog no.	
20	277	L7-20	Ultra grip straight body	0.38-1.00" (9.5-25.4mm)	BK & W	□ AHL720P	□ AHL720C	

### Industrial grade receptacles



Rating	V/AC	NEMA	Description	Color	Single receptacle	
20	277	L7-20	Standard industrial	BK	□ AHL720R	
			Isolated ground	RN	□ IGL720R*	

\*Not Fed Spec

### Industrial grade flanged inlets & outlets



Rating	V/AC	NEMA	Description	Color	Flanged inlet	Flanged outlet	
20	277	L7-20	Standard industrial	BK	□ AHL720FI	—	
			Standard industrial	BK & W	—	□ AHL720FO <sup>1</sup>	

<sup>1</sup>Only UL Listed & CSA certified

### Accessories for NEMA L7-20 locking devices

Description	Catalog no.	
Neoprene weather protective boot for 20/30A, 3-W locking plug	□ BM1	
Neoprene weather protective boot for 20/30A, 3-W locking connector	□ BM2	
Diecast aluminum single receptacle cover, vertical mount, for FS/FD boxes	□ 7420	



BM1



BM2



7420

**Dimensional information:**  
C-76-C-78

**Plug & connector specification information:**  
L7-20: C-84

**Receptacle specification information:**  
L7-20: C-87

Isolated ground L7-20: C-87

**Flanged inlet & flanged outlet specification information:**  
L7-20: C-89

### Color information:

BK (Black), RN (Orange), W (White)



**Compliances, specifications and availability are subject to change without notice.**


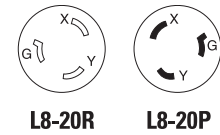
Indicates NAFTA compliant - Page Q-32

RoHS compliant - Page Q-32

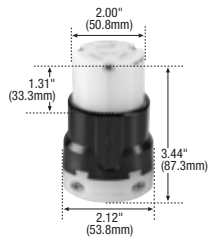
## Industrial grade 20A locking devices

### Product description


2-pole, 3-wire grounding  
20A, 480V/AC  
NEMA L8-20



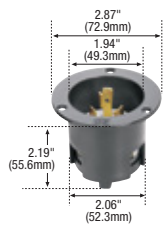
AHL820P



AHL820C



AHL820R



AHL820FI

### Industrial grade plugs & connectors

Rating	A	V/AC	NEMA	Description	Cord diameter	Color	Plug catalog no.	Connector catalog no.		
20	480	L8-20	Ultra grip straight body	0.38-1.00" (9.5-25.4mm)	BK & W	<input type="checkbox"/> AHL820P	<input type="checkbox"/> AHL820C			

### Industrial grade receptacles

Rating	A	V/AC	NEMA	Description	Color	Single receptacle		
20	480	L8-20	Standard industrial		BK	<input type="checkbox"/> AHL820R <sup>a</sup>		
			Isolated ground		RN	<input type="checkbox"/> IGL820R*		

<sup>a</sup>Not NOM cert, \*Not Fed Spec

### Industrial grade flanged inlets & outlets

Rating	A	V/AC	NEMA	Description	Color	Flanged inlet	Flanged outlet	
20	480	L8-20	Standard industrial		BK	<input type="checkbox"/> AHL820FI	—	
			Standard industrial		BK & W	—	<input type="checkbox"/> AHL820FO <sup>1</sup>	

<sup>1</sup>Only UL Listed & CSA certified

### Accessories for NEMA L8-20 locking devices

Description	Catalog no.		
Neoprene weather protective boot for 20/30A, 3-W locking plug	<input type="checkbox"/> BM1		
Neoprene weather protective boot for 20/30A, 3-W locking connector	<input type="checkbox"/> BM2		
Diecast aluminum single receptacle cover, vertical mount, for FS/FD boxes	<input type="checkbox"/> 7420		



### Dimensional information:

C-76-C-78

### Plug & connector specification information:

L8-20: C-84

### Receptacle specification information:

L8-20: C-87

Isolated ground L8-20: C-87

### Flanged inlet & flanged outlet specification information:

L8-20: C-89

### Color information:

BK (Black), RN (Orange), W (White)



Compliances, specifications and availability are subject to change without notice.

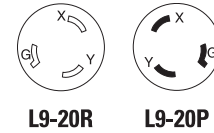
Indicates NAFTA compliant - Page Q-32

RoHS compliant - Page Q-32


### Industrial grade 20A locking devices

#### Product description

2-pole, 3-wire grounding  
20A, 600V/AC  
NEMA L9-20



CWL920C



CWL920FI



CWL920FO

#### Industrial grade plugs & connectors



Rating	V/AC	NEMA	Description	Cord diameter	Color	Plug catalog no.	Connector catalog no.	
20	600	L9-20	Straight body	0.30-0.95" (7.6-24.1mm)	BK & W	<input type="checkbox"/> CWL920P	<input type="checkbox"/> CWL920C	

#### Industrial grade receptacles



Rating	V/AC	NEMA	Description	Color	Single receptacle	
20	600	L9-20	Straight body	BK	<input type="checkbox"/> CWL920R	

#### Industrial grade inlets & outlets



Rating	V/AC	NEMA	Description	Color	Flanged inlet	Flanged outlet	
20	600	L9-20	Standard industrial	W	<input type="checkbox"/> CWL920FI	<input type="checkbox"/> CWL920FO	

#### Accessories for NEMA L9-20 locking devices

Description	Catalog no.	
Diecast aluminum single receptacle cover, vertical mount, for FS/FD boxes	<input type="checkbox"/> 7420	
Glass-filled nylon flanged inlet/outlet cover, vertical mount, for 20A devices	<input type="checkbox"/> WP2	



7420



WP2

#### Color information:

BK (Black), W (White)



**Dimensional information:**  
C-77, C-78

**Receptacle specification information:**  
L9-20: C-87

**Compliances, specifications and availability are subject to change without notice.**


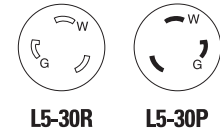
Indicates NAFTA compliant - Page Q-32

RoHS compliant - Page Q-32

## Industrial grade 30A locking devices

### Product description

2-pole, 3-wire grounding  
30A, 125V/AC  
NEMA L5-30



AHL530P



AHL530FI

### Industrial grade plugs & connectors



Rating A	V/AC	NEMA	Description	Cord diameter	Color	Plug catalog no.	Connector catalog no.		
30	125	L5-30	Ultra grip straight body	0.38-1.00" (9.5-25.4mm)	BK & W	<input type="checkbox"/> AHL530P	<input type="checkbox"/> AHL530C	•	•
			Safety grip isolated ground	0.38-1.00" (9.5-25.4mm)	RN	<input type="checkbox"/> IGL530P	—		•

### Industrial grade receptacles



Rating A	V/AC	NEMA	Description	Color	Single receptacle		
30	125	L5-30	Standard industrial	BK	<input type="checkbox"/> AHL530R	•	•
			Isolated ground	RN	<input type="checkbox"/> IGL530R*	•	•

\*Not Fed Spec

### Industrial grade flanged inlets & outlets



Rating A	V/AC	NEMA	Description	Color	Flanged inlet	Flanged outlet		
30	125	L5-30	Standard industrial	BK	<input type="checkbox"/> AHL530FI	—	•	•
			Standard industrial	BK & W	—	<input type="checkbox"/> AHL530FO <sup>1</sup>	•	•

<sup>1</sup>Only UL Listed & CSA certified

### Accessories for NEMA L5-30 locking devices

Description	Catalog no.	
Neoprene weather protective boot for 20/30A, 3-W locking plug	<input type="checkbox"/> BM1	•
Neoprene weather protective boot for 20/30A, 3-W locking connector	<input type="checkbox"/> BM2	•



BM1



BM2

**Dimensional information:**  
C-76-C-78

**Plug & connector specification information:**  
L5-30: C-85

**Receptacle specification information:**  
L5-30: C-87

Isolated ground L5-30: C-87  
**Flanged inlet & flanged outlet specification information:**  
L5-30: C-89

### Color information:

BK (Black), RN (Orange), W (White)



Compliances, specifications and availability are subject to change without notice.

Indicates NAFTA compliant - Page Q-32

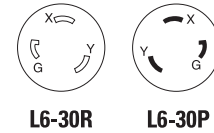
RoHS compliant - Page Q-32




### Industrial grade 30A locking devices

#### Product description

2-pole, 3-wire grounding  
30A, 250V/AC  
NEMA L6-30



AHL630C



AHL630R



AHL630FO

#### Industrial grade plugs & connectors

Rating A	V/AC	NEMA	Description	Cord diameter	Color	Plug catalog no.	Connector catalog no.		
30	250	L6-30	Ultra grip straight body	0.38-1.00" (9.5-25.4mm)	BK & W	<input type="checkbox"/> AHL630P	<input type="checkbox"/> AHL630C		

#### Industrial grade receptacles

Rating A	V/AC	NEMA	Description	Color	Single receptacle		
30	250	L6-30	Standard industrial	BK	<input type="checkbox"/> AHL630R		
			Isolated ground	RN	<input type="checkbox"/> IGL630R*		

\*Not Fed Spec

#### Industrial grade inlets & outlets

Rating A	V/AC	NEMA	Description	Color	Flanged inlet	Flanged outlet		
30	250	L6-30	Standard industrial	BK	<input type="checkbox"/> AHL630FI	—		
			Standard industrial	BK & W	—	<input type="checkbox"/> AHL630FO <sup>1</sup>		

<sup>1</sup>Only UL Listed & CSA Certified

#### Accessories for NEMA L6-30 locking devices

Description	Catalog no.	
Neoprene weather protective boot for 20/30A, 3-W locking plug	<input type="checkbox"/> BM1	
Neoprene weather protective boot for 20/30A, 3-W locking connector	<input type="checkbox"/> BM2	



BM1



BM2

**Dimensional information:**  
C-76-C-78

**Plug & connector specification information:**  
L6-30: C-84

**Receptacle specification information:**  
L6-30: C-87

Isolated ground L6-30: C-87

**Flanged inlet & flanged outlet specification information:**  
L6-30: C-89

#### Color information:

BK (Black), RN (Orange), W (White)



**Compliances, specifications and availability are subject to change without notice.**


Indicates NAFTA compliant - Page Q-32

RoHS compliant - Page Q-32

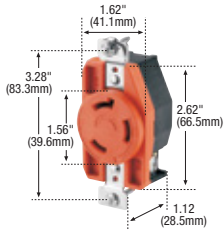
## Industrial grade 30A locking devices

### Product description


2-pole, 3-wire grounding  
30A, 277V/AC  
NEMA L7-30



AHL730P



IGL730R



AHL730FI

### Industrial grade plugs & connectors

Rating A	V/AC	Vinyl NEMA	Description	Cord diameter	Color	Plug catalog no.	Connector catalog no.		
30	277	L7-30	Ultra grip straight body	0.38-1.00" (9.5-25.4mm)	BK & W	<input type="checkbox"/> AHL730P	<input type="checkbox"/> AHL730C		

### Industrial grade receptacles

Rating A	V/AC	NEMA	Description	Color	Single receptacle		
30	277	L7-30	Standard industrial	BK	<input type="checkbox"/> AHL730R		
			Isolated ground	RN	<input type="checkbox"/> IGL730R*		

\*Not Fed Spec

### Industrial grade flanged inlets & outlets

Rating A	V/AC	NEMA	Description	Color	Flanged inlet	Flanged outlet	
30	277	L7-30	Standard industrial	BK	<input type="checkbox"/> AHL730FI	—	
			Standard industrial	BK & W	—	<input type="checkbox"/> AHL730FO <sup>1</sup>	

<sup>1</sup>Only UL Listed & CSA certified

### Accessories for NEMA L7-30 locking devices

Description	Catalog no.	
Neoprene weather protective boot for 20/30A, 3-W locking plug	<input type="checkbox"/> BM1	
Neoprene weather protective boot for 20/30A, 3-W locking connector	<input type="checkbox"/> BM2	



BM1



BM2

**Dimensional information:**  
C-76-C-78

**Plug & connector specification information:**  
L7-30: C-84

**Receptacle specification information:**  
L7-30: C-87

Isolated ground L7-30: C-87  
**Flanged inlet & flanged outlet specification information:**  
L7-30: C-89

### Color information:

BK (Black), RN (Orange), W (White)



Compliances, specifications and availability are subject to change without notice.

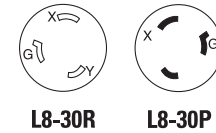
Indicates NAFTA compliant - Page Q-32

RoHS compliant - Page Q-32


## Industrial grade 30A locking devices

### Product description


2-pole, 3-wire grounding  
30A, 480V/AC  
NEMA L8-30




AHL830P



AHL830C



AHL830R



AHL830FI

### Industrial grade plugs & connectors



Rating	A	V/AC	NEMA	Description	Cord diameter	Color	Plug catalog no.	Connector catalog no.		
30	480	L8-30	Ultra grip straight body	0.38-1.00" (9.5-25.4mm)	BK & W	<input type="checkbox"/> AHL830P	<input type="checkbox"/> AHL830C			

### Industrial grade receptacles



Rating	A	V/AC	NEMA	Description	Color	Single receptacle		
30	480	L8-30	Standard industrial	BK	<input type="checkbox"/> AHL830R			
			Isolated ground	RN	<input type="checkbox"/> IGL830R*			

\*Not Fed Spec

### Industrial grade inlets & outlets



Rating	A	V/AC	NEMA	Description	Color	Flanged inlet	Flanged outlet			
30	480	L8-30	Standard industrial	BK	<input type="checkbox"/> AHL830FI	—	—			
			Standard industrial	BK & W	—	—	<input type="checkbox"/> AHL830FO <sup>†</sup>			

<sup>†</sup>Only UL Listed & CSA certified

### Accessories for NEMA L8-30 locking devices

Description	Catalog no.	
Neoprene weather protective boot for 20/30A, 3-W locking plug	<input type="checkbox"/> BM1	
Neoprene weather protective boot for 20/30A, 3-W locking connector	<input type="checkbox"/> BM2	



BM1



BM2

**Dimensional information:**  
C-76-C-78

**Plug & connector specification information:**  
L8-30: C-85

**Receptacle specification information:**  
L8-30: C-87

Isolated ground L8-30: C-87

**Flanged inlet & flanged outlet specification information:**  
L8-30: C-89, C-99

### Color information:

BK (Black), RN (Orange), W (White)



**Compliances, specifications and availability are subject to change without notice.**


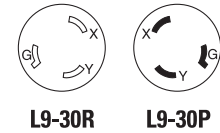
Indicates NAFTA compliant - Page Q-32

RoHS compliant - Page Q-32

## Industrial grade 30A locking devices

### Product description

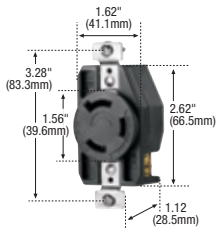
2-pole, 3-wire grounding  
30A, 600V/AC  
NEMA L9-30




CWL930P



CWL930C



CWL930R



CWL930FI

### Industrial grade plugs & connectors

Rating	A	V/AC	NEMA	Description	Cord diameter	Color	Plug catalog no.	Connector catalog no.	
30	600	L9-30	Straight body	0.30-0.95" (7.6-24.1mm)	BK & W	<input type="checkbox"/> CWL930P	<input type="checkbox"/> CWL930C		

### Industrial grade receptacles

Rating	A	V/AC	NEMA	Description	Color	Single receptacle		
30	600	L9-30	Standard industrial		BK	<input type="checkbox"/> CWL930R		

### Industrial grade flanged inlets & outlets

Rating	A	V/AC	NEMA	Description	Color	Flanged inlet	Flanged outlet	
30	600	L9-30	Standard industrial		W	<input type="checkbox"/> CWL930FI	—	
			Standard industrial		W	—	<input type="checkbox"/> CWL930FO <sup>1</sup>	

<sup>1</sup>Only UL Listed & CSA certified

### Accessories for NEMA 30A locking devices

Description	Catalog no.		
Die cast aluminum single receptacle cover, vertical mount, for FS/FD boxes	<input type="checkbox"/> 7420		
Glass-filled nylon flanged inlet/outlet cover, vertical mount, for 30A devices	<input type="checkbox"/> WP2 <sup>11</sup>		

<sup>11</sup>Only UL Listed



7420



WP2

### Color information:

BK (Black), W (White)



(Black)

(White)

**Dimensional information:**  
C-77, C-78

**Receptacle specification information:**  
L9-30: C-87

Compliances, specifications and availability are subject to change without notice.

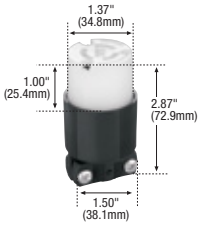
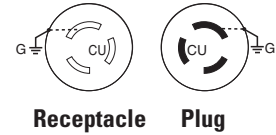
Indicates NAFTA compliant - Page Q-32

RoHS compliant - Page Q-32


## Industrial grade 10/15A locking devices

### Product description


3-pole, 3-wire non-grounding  
10A, 250V/AC; 15A, 125V/AC  
Non-NEMA



4755



7567N



7580

### Industrial grade plugs & connectors



Rating A	V/AC	Description	Cord diameter	Color	Plug catalog no.	Connector catalog no.		
10/15	125/250	Safety grip straight body	0.33-0.66" (8.4-16.7mm)	BK & W	□ 4767	—	•	•
		Safety grip straight body	0.33-0.66" (8.4-16.7mm)	BK & W	—	□ 4755	•	•
		Safety grip angled body	0.33-0.66" (8.4-16.7mm)	BK & W	□ 4767AN	—	•	•
		Auto grip straight body	0.33-0.66" (8.4-16.7mm)	BK & W	□ 7567N	□ 7565N	•	•

### Industrial grade receptacles



Rating A	V/AC	Description	Color	Single receptacle	Duplex receptacle		
10/15	125/250	Standard industrial	BK	□ 7582	□ 7580	•	•

### Accessories for non-NEMA 10/15A locking devices

Description	Catalog no.		
Neoprene weather protective boot for 10/15A plug	□ BS1	•	•
Neoprene weather protective boot for 10/15A connector	□ BS2	•	•
Diecast aluminum single receptacle cover, vertical mount, for FS/FD boxes	□ 7420	•	•
Glass-filled nylon flanged inlet/outlet cover, vertical mount, for 10/15A devices	□ WP1	•	•



BS1



BS2



7420



WP1

**Dimensional information:**  
C-76-C-78

**Plug & connector specification information:**

Non-NEMA 10/15A: C-84

**Receptacle specification information:**

Non-NEMA 10/15A: C-86

### Color information:

BK (Black), W (White)



(Black)

(White)

**Compliances, specifications and availability are subject to change without notice.**

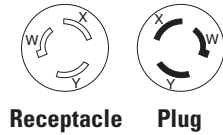
Indicates NAFTA compliant - Page Q-32

RoHS compliant - Page Q-32


## Industrial grade 20A locking devices

### Product description


3-pole, 3-wire non-grounding  
20A, 125/250V/AC  
Non-NEMA



7314C



7310B



7328N

### Industrial grade plugs & connectors

Rating A	V/AC	Description	Cord diameter	Color	Plug catalog no.	Connector catalog no.		
20	125/250	Safety grip straight body	0.38-1.00" (9.5-25.4mm)	GY	□ 9965C	□ 7314C	•	•

### Industrial grade receptacles

Rating A	V/AC	Description	Color	Single receptacle	
20	125/250	Standard industrial	BK	□ 7310B	•


### Industrial grade flanged inlets & outlets

Rating A	V/AC	Description	Color	Flanged inlet	Flanged outlet		
20	125/250	Standard industrial	GY	□ 7327N	—	•	•
		Standard industrial	GY	—	□ 7328N <sup>††</sup>		•

<sup>††</sup>Only UL Listed

### Accessories for non-NEMA 20/30A locking devices

Description	Catalog no.	
Neoprene weather protective boot for 20/30A, 3-W locking plug	□ BM1	•
Neoprene weather protective boot for 20/30A, 3-W locking connector	□ BM2	•



BM1

BM2

**Dimensional Information:**  
C-76-C-78

**Plug & connector specification information:**

Non-NEMA 20A: C-84

**Receptacle specification information:**

Non-NEMA 20A: C-87

**Flanged inlet & flanged outlet specification information:**

Non-NEMA 20A: C-89

### Color information:

BK (Black), GY (Gray)



(Black)

(Gray)

Compliances, specifications and availability are subject to change without notice.

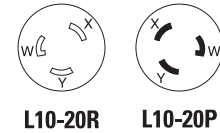
Indicates NAFTA compliant - Page Q-32

RoHS compliant - Page Q-32


### Industrial grade 20A locking devices

#### Product description

3-pole, 3-wire non-grounding  
20A, 125/250V/AC  
NEMA L10-20



AHL1020P



AHL1020R



AHL1020FI

#### Industrial grade plugs & connectors

Rating A	V/AC	NEMA	Description	Cord diameter	Color	Plug catalog no.	Connector catalog no.		
20	125/ 250	L10-20	Ultra grip straight body	0.38-1.00" (9.5-25.4mm)	BK & W	<input type="checkbox"/> AHL1020P	<input type="checkbox"/> AHL1020C		

#### Industrial grade receptacles

Rating A	V/AC	NEMA	Description	Color	Single receptacle		
20	125/ 250	L10-20	Standard industrial	BK	<input type="checkbox"/> AHL1020R		

#### Industrial grade flanged inlets & outlets

Rating A	V/AC	NEMA	Description	Color	Flanged inlet	Flanged outlet		
20	125/ 250	L10-20	Standard industrial	BK	<input type="checkbox"/> AHL1020FI	—		
			Standard industrial	BK & W	—	<input type="checkbox"/> AHL1020FO <sup>††</sup>		

<sup>††</sup>Only UL Listed

#### Accessories for NEMA L10-20 locking devices

Description	Catalog no.		
Neoprene weather protective boot for 20/30A, 3-W locking plug	<input type="checkbox"/> BM1		
Neoprene weather protective boot for 20/30A, 3-W locking connector	<input type="checkbox"/> BM2		
Diecast aluminum single receptacle cover, vertical mount, for FS/FD boxes	<input type="checkbox"/> 7420		



BM1



BM2



7420

**Dimensional information:**  
C-76-C-78


**Plug & connector specification information:**  
L10-20: C-84

**Receptacle specification information:**  
L10-20: C-87

**Flanged inlet & flanged outlet specification information:**  
L10-20: C-89

#### Color information:

BK (Black), W (White)



**Compliances, specifications and availability are subject to change without notice.**

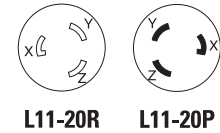
Indicates NAFTA compliant - Page Q-32

RoHS compliant - Page Q-32


## Industrial grade 20A locking devices

### Product description

3-pole, 3-wire non-grounding  
20A, 3Ø 250V/AC  
NEMA L11-20



AHL1120C



AHL1120R



AHL1120FO

### Industrial grade plugs & connectors

Rating A	V/AC	Vinyl NEMA	Description	Cord diameter	Color	Plug catalog no.	Connector catalog no.		
20	250	L11-20	3Ø ultra grip straight body	0.38-1.00" (9.5-25.4mm)	BK & W	<input type="checkbox"/> AHL1120P	<input type="checkbox"/> AHL1120C		

### Industrial grade receptacles

Rating A	V/AC	NEMA	Description	Color	Single receptacle		
20	250	L11-20	3Ø standard industrial	BK	<input type="checkbox"/> AHL1120R		

### Industrial grade flanged inlets & outlets

Rating A	V/AC	NEMA	Description	Color	Flanged inlet	Flanged outlet		
20	250	L11-20	3Ø standard industrial	BK	<input type="checkbox"/> AHL1120FI	—		
			3Ø standard industrial	BK & W	—	<input type="checkbox"/> AHL1120FO**		

\*\*Only UL Listed

### Accessories for NEMA L11-20 locking devices

Description	Catalog no.		
Neoprene weather protective boot for 20/30A, 3-W locking plug	<input type="checkbox"/> BM1		
Neoprene weather protective boot for 20/30A, 3-W locking connector	<input type="checkbox"/> BM2		
Diecast aluminum single receptacle cover, vertical mount, for FS/FD boxes	<input type="checkbox"/> 7420		



BM1



BM2



7420

**Dimensional information:**  
C-76-C-78

**Plug & connector specification information:**  
L11-20: C-85

**Receptacle specification information:**  
L11-20: C-87

Isolated ground L11-20: C-87  
**Flanged inlet & flanged outlet specification information:**  
L11-20: C-88, C-89

### Color information:

BK (Black), W (White)



**Compliances, specifications and availability are subject to change without notice.**

Indicates NAFTA compliant - Page Q-32

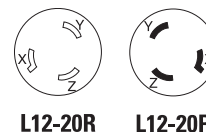
RoHS compliant - Page Q-32




### Industrial grade 20A locking devices

#### Product description

3-pole, 3-wire non-grounding  
20A, 3Ø 480V/AC  
NEMA L12-20



CWL1220P



CWL1220R



CWL1220FI

#### Industrial grade plugs & connectors

Rating	V/AC	NEMA	Description	Cord diameter	Color	Plug catalog no.	Connector catalog no.	
20	480	L12-20	3Ø straight body	0.38-1.00" (9.5-25.4mm)	BK & W	<input type="checkbox"/> CWL1220P	<input type="checkbox"/> CWL1220C	

#### Industrial grade receptacles

Rating	V/AC	NEMA	Description	Color	Single receptacle	
20	480	L12-20	3Ø standard industrial	BK	<input type="checkbox"/> CWL1220R	

#### Industrial grade inlets & outlets

Rating	V/AC	NEMA	Description	Color	Flanged inlet	Flanged outlet	
20	480	L12-20	3Ø standard industrial	W	<input type="checkbox"/> CWL1220FI	—	
			3Ø standard industrial	W	—	<input type="checkbox"/> CWL1220FO <sup>†</sup>	

<sup>†</sup>Only UL Listed & CSA certified

#### Accessories for NEMA L12-20 locking devices

Description	Catalog no.	
Diecast aluminum single receptacle cover, vertical mount, for FS/FD boxes	<input type="checkbox"/> 7420	
Glass-filled nylon flanged inlet/outlet cover, vertical mount, for 20A devices	<input type="checkbox"/> WP2	



7420



WP2

#### Color information:

BK (Black), W (White)



(Black)

(White)

**Dimensional information:**  
C-77, C-78

**Receptacle specification information:**  
L12-20: C-87

**Compliances, specifications and availability are subject to change without notice.**



Indicates NAFTA compliant - Page Q-32

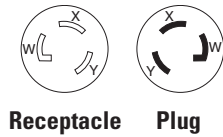


RoHS compliant - Page Q-32


## Industrial grade 30A locking devices

### Product description

3-pole, 3-wire non-grounding  
30A, 125/250V/AC  
Non-NEMA



Receptacle Plug



AH3331N



AH3333N



AH3336N

### Industrial grade plugs & connectors

Rating A	V/AC	Description	Cord diameter	Color	Plug catalog no.	Connector catalog no.		
30	125/250	Ultra grip straight body	0.38-1.00" (9.5-25.4mm)	BK & W	□ AH3331N	□ AH3333N	•	•

### Industrial grade receptacles

Rating A	V/AC	Description	Color	Single receptacle		
30	125/250	Standard industrial	BK	□ AH3330	•	•

### Industrial grade flanged inlets & outlets

Rating A	V/AC	Description	Color	Flanged inlet	Flanged outlet		
30	125/250	Standard industrial	BK & W	□ AH3337N	—	•	•
		Standard industrial	BK & W	—	□ AH3336N <sup>††</sup>	•	•

<sup>††</sup>Only UL Listed

### Accessories for Non-NEMA 30A locking devices

Description	Catalog no.		
Neoprene weather protective boot for 20/30A, 3-W locking plug	□ BM1	•	•
Neoprene weather protective boot for 20/30A, 3-W locking connector	□ BM2	•	•
Diecast aluminum single receptacle cover, vertical mount, for FS/FD boxes	□ 7420	•	•



BM1



BM2



7420

**Dimensional information:**  
C-76-C-78

**Plug & connector specification information:**

Non-NEMA 30A: C-84

**Receptacle specification information:**

Non-NEMA 30A: C-87

**Flanged inlet & flanged outlet specification information:**

Non-NEMA 30A: C-89

### Color information:

BK (Black), W (White)



(Black)

(White)

**Compliances, specifications and availability are subject to change without notice.**


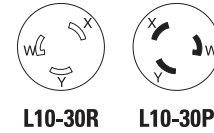
Indicates NAFTA compliant - Page Q-32

RoHS compliant - Page Q-32

### Industrial grade 30A locking devices

#### Product description


3-pole, 3-wire non-grounding  
30A, 125/250V/AC  
NEMA L10-30



AHL1030P



AHL1030C



AHL1030R



AHL1030FI

#### Industrial grade plugs & connectors

Rating	V/AC	NEMA	Description	Cord diameter	Color	Plug catalog no.	Connector catalog no.		
30	125/250	L10-30	Ultra grip straight body	0.38-1.00" (9.5-25.4mm)	BK & W	<input type="checkbox"/> AHL1030P	<input type="checkbox"/> AHL1030C	•	•

#### Industrial grade receptacles

Rating	V/AC	NEMA	Description	Color	Single receptacle		
30	125/250	L10-30	Standard industrial	BK	<input type="checkbox"/> AHL1030R	•	•

#### Industrial grade inlets & outlets

Rating	V/AC	NEMA	Description	Color	Flanged inlet	Flanged outlet		
30	125/250	L10-30	Standard industrial	BK	<input type="checkbox"/> AHL1030FI	—	•	•
			Standard industrial	BK & W	—	<input type="checkbox"/> AHL1030FO <sup>††</sup>	•	•

<sup>††</sup>Only UL Listed

#### Accessories for NEMA L10-30 locking devices

Description	Catalog no.		
Neoprene weather protective boot for 20/30A, 3-W locking plug	<input type="checkbox"/> BM1	•	•
Neoprene weather protective boot for 20/30A, 3-W locking connector	<input type="checkbox"/> BM2	•	•
Diecast aluminum single receptacle cover, vertical mount, for FS/FD boxes	<input type="checkbox"/> 7420	•	•
Glass-filled nylon flanged inlet/outlet cover, vertical mount, for 30A devices	<input type="checkbox"/> WP2	•	•



BM1

BM2

7420

WP2

**Dimensional information:**  
C-76-C-78

**Plug & connector specification information:**  
L10-30: C-85

**Receptacle specification information:**  
L10-30: C-87

**Flanged inlet & flanged outlet specification information:**  
L10-30: C-89

#### Color information:

BK (Black), W (White)



(Black)

(White)

**Compliances, specifications and availability are subject to change without notice.**

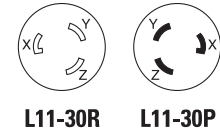
Indicates NAFTA compliant - Page Q-32

RoHS compliant - Page Q-32


## Industrial grade 30A locking devices

### Product description

3-pole, 3-wire non-grounding  
30A, 3Ø 250V/AC  
NEMA L11-30



AHL1130C



AHL1130R



CWL1130FI

### Industrial grade plugs & connectors



Rating	A	V/AC	NEMA	Description	Cord diameter	Color	Plug catalog no.	Connector catalog no.		
30	250	L11-30	3Ø ultra grip straight body	0.38-1.00" (9.5-25.4mm)	BK & W	□ AHL1130P	□ AHL1130C	•	•	

### Industrial grade receptacles



Rating	A	V/AC	NEMA	Description	Color	Single receptacle		
30	250	L11-30	3Ø standard industrial	BK	□ AHL1130R	•	•	

### Industrial grade flanged inlets & outlets



Rating	A	V/AC	NEMA	Description	Color	Flanged inlet	Flanged outlet		
30	250	L11-30	3Ø standard industrial	3Ø standard industrial	BK	□ AHL1130FI	—	•	•
				3Ø standard industrial	BK & W	—	□ AHL1130FO <sup>1</sup>	•	•

<sup>1</sup>Only UL Listed & CSA certified

### Accessories for NEMA L11-30 locking devices

Description	Catalog no.		
Neoprene weather protective boot for 20/30A, 3-W locking plug	□ BM1	•	•
Neoprene weather protective boot for 20/30A, 3-W locking connector	□ BM2	•	•
Diecast aluminum single receptacle cover, vertical mount, for FS/FD boxes	□ 7420	•	•
Glass-filled nylon flanged inlet/outlet cover, vertical mount, for 30A devices	□ WP2	•	•



BM1



BM2



7420



WP2

**Dimensional information:**  
C-76-C-78

**Plug & connector specification information:**  
L11-30: C-85

**Receptacle specification information:**  
L11-30: C-87

**Flanged inlet & flanged outlet specification information:**  
L11-30: C-89

### Color information:

BK (Black), W (White)



(Black)

(White)

Compliances, specifications and availability are subject to change without notice.


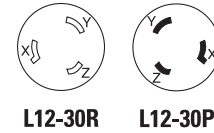
Indicates NAFTA compliant - Page Q-32

RoHS compliant - Page Q-32


### Industrial grade 30A locking devices

#### Product description

3-pole, 3-wire non-grounding  
30A, 3Ø 480V/AC  
NEMA L12-30




CWL1230P



CWL1230R



CWL1230FO



CWL1230FI

#### Industrial grade plugs & connectors

Rating	V/AC	NEMA	Description	Cord diameter	Color	Plug catalog no.	Connector catalog no.	
30	480	L12-30	3Ø straight body	0.38-1.00" (9.5-25.4mm)	BK & W	<input type="checkbox"/> CWL1230P	<input type="checkbox"/> CWL1230C	

#### Industrial grade receptacles

Rating	V/AC	NEMA	Description	Color	Single receptacle		
30	480	L12-30	3Ø standard industrial	BK	<input type="checkbox"/> CWL1230R		

#### Industrial grade flanged inlets & outlets

Rating	V/AC	NEMA	Description	Color	Flanged inlet	Flanged outlet	
30	480	L12-30	3Ø standard industrial	W	<input type="checkbox"/> CWL1230FI	—	
			3Ø standard industrial	W	—	<input type="checkbox"/> CWL1230FO <sup>A</sup>	

<sup>A</sup>Not CSA certified

#### Accessories for NEMA L12-30 locking devices

Description	Catalog no.		
Diecast aluminum single receptacle cover, vertical mount, for FS/FD boxes	<input type="checkbox"/> 7420		
Glass-filled nylon flanged inlet/outlet cover, vertical mount, for 30A devices	<input type="checkbox"/> WP2		



7420



WP2

#### Color information:

BK (Black), W (White)



(Black)

(White)

**Dimensional information:**  
C-77, C-78

**Receptacle specification information:**  
L12-30: C-87

**Compliances, specifications and availability are subject to change without notice.**

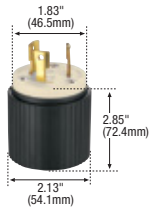
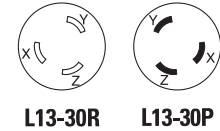
Indicates NAFTA compliant - Page Q-32

RoHS compliant - Page Q-32

## Industrial grade 30A locking devices

### Product description


3-pole, 3-wire non-grounding  
30A, 3Ø 600V/AC  
NEMA L13-30




CWL1330P



CWL1330C



CWL1330R



CWL1330FI

### Industrial grade plugs & connectors

Rating	V/AC	NEMA	Description	Cord diameter	Color	Plug catalog no.	Connector catalog no.	
30	600	L13-30	3Ø straight body	0.38-1.00" (9.5-25.4mm)	BK & W	<input type="checkbox"/> CWL1330P	<input type="checkbox"/> CWL1330C	

### Industrial grade receptacles

Rating	V/AC	NEMA	Description	Color	Single receptacle	
30	600	L13-30	3Ø standard industrial	BK	<input type="checkbox"/> CWL1330R	

### Industrial grade inlets & outlets

Rating	V/AC	NEMA	Description	Color	Flanged inlet	Flanged outlet	
30	600	L13-30	3Ø standard industrial	W	<input type="checkbox"/> CWL1330FI	—	
			3Ø standard industrial	W	—	<input type="checkbox"/> CWL1330FO <sup>a</sup>	

<sup>a</sup>Not CSA certified

### Accessories for NEMA L13-30 locking devices

Description	Catalog no.	
Diecast aluminum single receptacle cover, vertical mount, for FS/FD boxes	<input type="checkbox"/> 7420	
Glass-filled nylon flanged inlet/outlet cover, vertical mount, for 30A devices	<input type="checkbox"/> WP2	



7420



WP2

### Color information:

BK (Black), W (White)



**Dimensional information:**  
C-77, C-78

**Receptacle specification information:**  
L13-30: C-87

Compliances, specifications and availability are subject to change without notice.


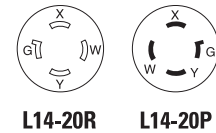
Indicates NAFTA compliant - Page Q-32

RoHS compliant - Page Q-32


## Industrial grade 20A locking devices

### Product description


3-pole, 4-wire grounding  
20A, 125/250V/AC  
NEMA L14-20



AHL1420P



IGL1420R



AH1420FIBK

### Industrial grade plugs & connectors



Rating A	V/AC	NEMA	Description	Cord diameter	Color	Plug catalog no.	Connector catalog no.		
20	125/ 250	L14-20	Ultra grip straight body	0.38-1.16" (9.5-29.4mm)	BK & W	<input type="checkbox"/> AHL1420P	<input type="checkbox"/> AHL1420C	•	•
			Ultra grip straight body	0.38-1.16" (9.5-29.4mm)	BK	<input type="checkbox"/> AHL1420PBK	<input type="checkbox"/> AHL1420CBK	•	

### Industrial grade receptacles



Rating A	V/AC	NEMA	Description	Color	Single receptacle		
20	125/ 250	L14-20	Standard industrial	BK	<input type="checkbox"/> AHL1420R	•	•
			Isolated ground	RN	<input type="checkbox"/> IGL1420R*	•	•

\*Not Fed Spec

### Industrial grade flanged inlets & outlets



Rating A	V/AC	NEMA	Description	Color	Flanged inlet	Flanged outlet		
20	125/ 250	L14-20	Standard industrial	BK & W	<input type="checkbox"/> AHL1420FI	—	•	•
			Standard industrial	BK	<input type="checkbox"/> AH1420FIBK	—	•	•
			Standard industrial	BK & W	—	<input type="checkbox"/> AHL1420FO <sup>†</sup>	•	•
			Standard industrial	BK	—	<input type="checkbox"/> AH1420FOBK <sup>†</sup>	•	•

<sup>†</sup>Only UL Listed and CSA Certified

### Accessories for 20A locking devices

Description	Catalog no.	
Neoprene weather protective boot for 4-W & 5-W plugs	<input type="checkbox"/> BL1	•
Neoprene weather protective boot for 4-W & 5-W connectors	<input type="checkbox"/> BL2	•



BL1

BL2

**Dimensional information:**  
C-76-C-78

**Plug & connector specification information:**  
L14-20: C-84

**Receptacle specification information:**  
L14-20: C-87  
Isolated ground L14-20: C-87

**Flanged inlet & flanged outlet specification information:**  
L14-20: C-89

### Color information:

BK (Black), RN (Orange), W (White)



Compliances, specifications and availability are subject to change without notice.

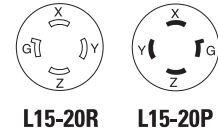
Indicates NAFTA compliant - Page Q-32

RoHS compliant - Page Q-32

## Industrial grade 20A locking devices

### Product description


3-pole, 4-wire grounding  
20A, 3Ø 250V/AC  
NEMA L15-20



AHL1520P



AHL1520C




AHL1520R

### Industrial grade plugs & connectors



Rating	V/AC	NEMA	Description	Cord diameter	Color	Plug catalog no.	Connector catalog no.		
20	250	L15-20	3Ø ultra grip straight body	0.38-1.16" (9.5-29.4mm)	BK & W	<input type="checkbox"/> AHL1520P	<input type="checkbox"/> AHL1520C	•	•

### Industrial grade receptacles



Rating	V/AC	NEMA	Description	Color	Single receptacle		
20	250	L15-20	3Ø standard industrial	BK	<input type="checkbox"/> AHL1520R <sup>a</sup>	•	•
			3Ø isolated ground	RN	<input type="checkbox"/> IGL1520R*	•	•

\*Not Fed Spec, <sup>a</sup>Not NOM cert

### Industrial grade flanged inlets & outlets



Rating	V/AC	NEMA	Description	Color	Flanged inlet	Flanged outlet		
20	250	L15-20	3Ø standard industrial	BK	<input type="checkbox"/> AHL1520FI	—	•	•
			3Ø standard industrial	BK & W	—	<input type="checkbox"/> AHL1520FO <sup>1</sup>	•	•

<sup>1</sup>Only UL Listed and CSA Certified

### Accessories for 20A locking devices

Description	Catalog no.		
Neoprene weather protective boot for 4-W & 5-W plugs	<input type="checkbox"/> BL1	•	•
Neoprene weather protective boot for 4-W & 5-W connectors	<input type="checkbox"/> BL2	•	•
Diecast aluminum single receptacle cover, vertical mount, for FS/FD boxes	<input type="checkbox"/> 7420	•	•
Glass-filled nylon flanged inlet/outlet cover, vertical mount, for 20A devices	<input type="checkbox"/> WP2	•	•



BL1



BL2



7420



WP2

**Dimensional information:**  
C-76-C-78

**Plug & connector specification information:**  
L15-20: C-84

**Receptacle specification information:**  
L15-20: C-87

Isolated ground L15-20: C-87  
**Flanged inlet & flanged outlet specification information:**  
L15-20: C-89

### Color information:

BK (Black), RN (Orange), W (White)



Compliances, specifications and availability are subject to change without notice.

Indicates NAFTA compliant - Page Q-32


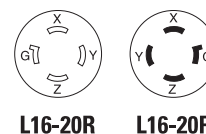
RoHS compliant - Page Q-32



### Industrial grade 20A locking devices

#### Product description

3-pole, 4-wire grounding  
20A, 3Ø 480V/AC  
NEMA L16-20



AHL1620P



AHL1620C



AHL1620FO

#### Industrial grade plugs & connectors

Rating	V/AC	NEMA	Description	Cord diameter	Color	Plug catalog no.	Connector catalog no.		
20	480	L16-20	3Ø ultra grip straight body	0.38-1.16" (9.5-29.4mm)	BK & W	<input type="checkbox"/> AHL1620P	<input type="checkbox"/> AHL1620C	•	•
			3Ø ultra grip straight body	0.38-1.16" (9.5-29.4mm)	BK	<input type="checkbox"/> AHL1620PBK	<input type="checkbox"/> AHL1620CBK	•	•

#### Industrial grade receptacles

Rating	V/AC	NEMA	Description	Color	Single receptacle		
20	480	L16-20	3Ø standard industrial	BK	<input type="checkbox"/> AHL1620R	•	•
			3Ø standard industrial	RN	<input type="checkbox"/> IGL1620R	•	•

#### Industrial grade inlets & outlets

Rating	V/AC	NEMA	Description	Color	Flanged inlet	Flanged outlet		
20	480	L16-20	3Ø standard industrial	BK	<input type="checkbox"/> AHL1620FI	—	•	•
			3Ø standard industrial	BK & W	—	<input type="checkbox"/> AHL1620FO <sup>1</sup>	•	•

<sup>1</sup>Only UL Listed and CSA certified

#### Accessories for L16-20 locking devices

Description	Catalog no.		
Neoprene weather protective boot for 4-W & 5-W plugs	<input type="checkbox"/> BL1	•	•
Neoprene weather protective boot for 4-W & 5-W connectors	<input type="checkbox"/> BL2	•	•
Diecast aluminum single receptacle cover, vertical mount, for FS/FD boxes	<input type="checkbox"/> 7420	•	•
Glass-filled nylon flanged inlet/outlet cover, vertical mount, for 20A devices	<input type="checkbox"/> WP2	•	•



BL1



BL2



7420



WP2

**Dimensional information:**  
C-76-C-78

**Plug & connector specification information:**  
L16-20: C-84

**Receptacle specification information:**  
L16-20: C-87

**Flanged inlet & flanged outlet specification information:**  
L16-20: C-89

#### Color information:

BK (Black), RN (Orange), W (White)



**Compliances, specifications and availability are subject to change without notice.**


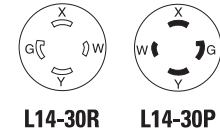
Indicates NAFTA compliant - Page Q-32

RoHS compliant - Page Q-32

## Industrial grade 30A locking devices

### Product description

3-pole, 4-wire grounding  
30A, 125/250V/AC  
NEMA L14-30



AHL1430P



AHL1430C




AHL1430R

### Industrial grade plugs & connectors



Rating A	V/AC	NEMA	Description	Cord diameter	Color	Plug catalog no.	Connector catalog no.	
30	125/250	L14-30	Ultra grip straight body	0.38-1.16" (9.5-29.4mm)	BK & W	<input type="checkbox"/> AHL1430P	<input type="checkbox"/> AHL1430C	

### Industrial grade receptacles



Rating A	V/AC	NEMA	Description	Color	Single receptacle	
30	125/250	L14-30	Standard industrial	BK	<input type="checkbox"/> AHL1430R	
			Isolated ground	RN	<input type="checkbox"/> IGL1430R*	

\*Not Fed Spec

### Industrial grade flanged inlets & outlets



Rating A	V/AC	NEMA	Description	Color	Flanged inlet	Flanged outlet	
30	125/250	L14-30	Standard industrial	BK	<input type="checkbox"/> AHL1430FI	—	
			Standard industrial	BK & W	—	<input type="checkbox"/> AHL1430FO <sup>1</sup>	

<sup>1</sup>Only UL Listed and CSA Certified

### Accessories for L14-30 locking devices

Description	Catalog no.	
Neoprene weather protective boot for 4-W & 5-W plugs	<input type="checkbox"/> BL1	
Neoprene weather protective boot for 4-W & 5-W connectors	<input type="checkbox"/> BL2	
Diecast aluminum single receptacle cover, vertical mount, for FS/FD boxes	<input type="checkbox"/> 7420	
Glass-filled nylon flanged inlet/outlet cover, vertical mount, for 30A devices	<input type="checkbox"/> WP2	



BL1



BL2



7420



WP2

**Dimensional information:**  
C-76-C-78

**Plug & connector specification information:**  
L14-30: C-84

**Receptacle specification information:**  
L14-30: C-87

Isolated ground L14-30: C-87  
**Flanged inlet & flanged outlet specification information:**  
L14-30: C-78

### Color information:

BK (Black), RN (Orange), W (White)



Compliances, specifications and availability are subject to change without notice.

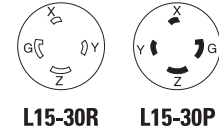
Indicates NAFTA compliant - Page Q-32

RoHS compliant - Page Q-32

### Industrial grade 30A locking devices

#### Product description


3-pole, 4-wire grounding  
30A, 3Ø 250V/AC  
NEMA L15-30




AHL1530P



AHL1530C



AHL1530R



AHL1530FI

#### Industrial grade plugs & connectors



Rating	V/AC	NEMA	Description	Cord diameter	Color	Plug catalog no.	Connector catalog no.	
30	250	L15-30	3Ø ultra grip straight body	0.38-1.16" (9.5-29.4mm)	BK & W	<input type="checkbox"/> AHL1530P	<input type="checkbox"/> AHL1530C	

#### Industrial grade receptacles



Rating	V/AC	NEMA	Description	Color	Single receptacle	
30	250	L15-30	3Ø standard industrial	BK	<input type="checkbox"/> AHL1530R	
			3Ø isolated ground	RN	<input type="checkbox"/> IGL1530R*	

\*Not Fed Spec

#### Industrial grade flanged inlets & outlets



Rating	V/AC	NEMA	Description	Color	Flanged inlet	Flanged outlet	
30	250	L15-30	3Ø standard industrial	BK	<input type="checkbox"/> AHL1530FI	—	
			3Ø standard industrial	BK & W	—	<input type="checkbox"/> AHL1530FO <sup>1</sup>	

<sup>1</sup>Only UL Listed and CSA Certified

#### Accessories for L15-30 locking devices

Description	Catalog no.	
Neoprene weather protective boot for 4-W & 5-W plugs	<input type="checkbox"/> BL1	
Neoprene weather protective boot for 4-W & 5-W connectors	<input type="checkbox"/> BL2	
Diecast aluminum single receptacle cover, vertical mount, for FS/FD boxes	<input type="checkbox"/> 7420	
Glass-filled nylon flanged inlet/outlet cover, vertical mount, for 30A devices	<input type="checkbox"/> WP2	



BL1



BL2



7420



WP2

#### Dimensional information:

C-76-C-78

#### Plug & connector specification information:

L15-30: C-84

#### Receptacle specification information:

L15-30: C-87

Isolated ground L15-30: C-87

#### Flanged inlet & flanged outlet specification information:

L15-30: C-89

#### Color information:

BK (Black), RN (Orange), W (White)



Compliances, specifications and availability are subject to change without notice.

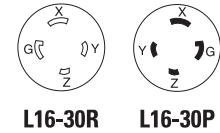
Indicates NAFTA compliant - Page Q-32

RoHS compliant - Page Q-32

## Industrial grade 30A locking devices

### Product description

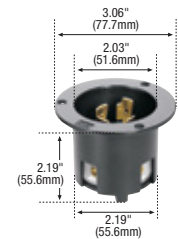
3-pole, 4-wire grounding  
 30A, 3Ø 480V/AC  
 NEMA L16-30



AHL1630P



AHL1630R



AHL1630FI

### Industrial grade plugs & connectors

Rating	V/AC	NEMA	Description	Cord diameter	Color	Plug catalog no.	Connector catalog no.		
30	480	L16-30	3Ø ultra grip straight body	0.38-1.16" (9.5-29.4mm)	BK & W	□ AHL1630P	□ AHL1630C		

### Industrial grade receptacles

Rating	V/AC	NEMA	Description	Color	Single receptacle		
30	480	L16-30	Standard industrial	BK	□ AHL1630R		

### Industrial grade flanged inlets & outlets

Rating	V/AC	NEMA	Description	Color	Flanged inlet	Flanged outlet		
30	480	L16-30	Standard industrial	BK	□ AHL1630FI	—		
			Standard industrial	BK & W	—	□ AHL1630FO <sup>1</sup>		

<sup>1</sup>Only UL Listed and CSA Certified

### Accessories for L16-30 locking devices

Description	Catalog no.		
Neoprene weather protective boot for 4-W & 5-W plugs	□ BL1		
Neoprene weather protective boot for 4-W & 5-W connectors	□ BL2		
Diecast aluminum single receptacle cover, vertical mount, for FS/FD boxes	□ 7420		
Glass-filled nylon flanged inlet/outlet cover, vertical mount, for 30A devices	□ WP2		



**Dimensional information:**  
 C-76-C-78

**Plug & connector specification information:**  
 L15-30: C-84

**Receptacle specification information:**  
 L15-30: C-87

**Flanged inlet & flanged outlet specification information:**  
 L15-30: C-89

### Color information:

BK (Black), W (White)



Compliances, specifications and availability are subject to change without notice.

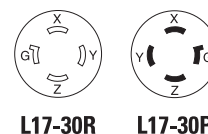
Indicates NAFTA compliant - Page Q-32

RoHS compliant - Page Q-32

### Industrial grade 30A locking devices

#### Product description

3-pole, 4-wire grounding  
30A, 3Ø 600V/AC  
NEMA L17-30



AHL1730P



AHL1730C

#### Industrial grade plugs & connectors



Rating	Cord diameter	Color	Plug catalog no.	Connector catalog no.		
<b>A</b> 30 600 V/AC NEMA L17-30	3Ø ultra grip straight body	0.38-1.16" (9.5-29.4mm)	BK & W	<input type="checkbox"/> AHL1730P	<input type="checkbox"/> AHL1730C	

#### Industrial grade receptacles



Rating	Description	Color	Single receptacle	
<b>A</b> 30 600 V/AC NEMA L17-30	3Ø standard industrial	BK	<input type="checkbox"/> AHL1730R	

#### Industrial grade flanged inlets & outlets



Rating	Description	Color	Flanged inlet	Flanged outlet	
<b>A</b> 30 600 V/AC NEMA L17-30	3Ø standard industrial	BK	<input type="checkbox"/> AHL1730FI	—	
	3Ø standard industrial	BK & W	—	<input type="checkbox"/> AHL1730FO <sup>1</sup>	

<sup>1</sup>Only UL Listed and CSA Certified

#### Accessories for L17-30 locking devices

Description	Catalog no.	
Neoprene weather protective boot for 4-W & 5-W plugs	<input type="checkbox"/> BL1	
Neoprene weather protective boot for 4-W & 5-W connectors	<input type="checkbox"/> BL2	
Diecast aluminum single receptacle cover, vertical mount, for FS/FD boxes	<input type="checkbox"/> 7420	
Glass-filled nylon flanged inlet/outlet cover, vertical mount, for 30A devices	<input type="checkbox"/> WP2	



BL1



BL2



7420



WP2

**Dimensional information:**  
C-76-C-78

**Plug & connector specification information:**  
L17-30: C-84

**Receptacle specification information:**  
L17-30: C-87

**Flanged inlet & flanged outlet specification information:**  
L17-30: C-89

#### Color information:

BK (Black), W (White)



**Compliances, specifications and availability are subject to change without notice.**


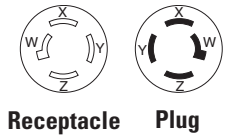
Indicates NAFTA compliant - Page Q-32

RoHS compliant - Page Q-32

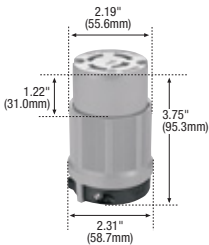
## Industrial grade 20A locking devices

### Product description


4-pole, 4-wire non-grounding  
20A, 3ØY 120/208V/AC  
Non-NEMA




7411C



7413C



7410B



7400N

**Dimensional information:**  
C-76-C-78

**Plug & connector specification information:**

Non-NEMA 20A: C-84

**Receptacle specification information:**

Non-NEMA 20A: C-87

**Flanged inlet & flanged outlet specification information:**

Non-NEMA 20A: C-89

### Industrial grade plugs & connectors



Rating A	V/AC	Description	Cord diameter	Color	Plug catalog no.	Connector catalog no.		
20	120/208	3ØY safety grip straight body	0.63-1.16" (15.9-29.4mm)	GY	□ 7411C	□ 7413C*	•	•

\*Not NOM cert

### Industrial grade receptacles

Rating A	V/AC	Description	Color	Single receptacle		
20	120/208	3ØY standard industrial	BK	□ 7410B	•	•

### Industrial grade flanged inlets & outlets

Rating A	V/AC	Description	Color	Flanged inlet	Flanged outlet		
20	120/208	3ØY standard industrial	GY	□ 7408N	□ 7409N <sup>11</sup>	•	•

<sup>11</sup>Only UL Listed

### Accessories for non-NEMA 20A locking devices

Description	Catalog no.		
Neoprene weather protective boot for 4-W & 5-W plugs	□ BL1	•	•
Neoprene weather protective boot for 4-W & 5-W connectors	□ BL2	•	•
Diecast aluminum single receptacle cover, vertical mount, for FS/FD boxes	□ 7420	•	•
Glass-filled nylon flanged inlet/outlet cover, vertical mount, for 20A devices	□ WP2	•	•



BL1



BL2



7420



WP2

### Color information:

BK (Black), GY (Gray)



(Black)

(Gray)

**Compliances, specifications and availability are subject to change without notice.**

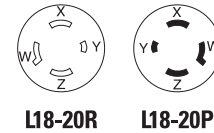
Indicates NAFTA compliant - Page Q-32

RoHS compliant - Page Q-32


### Industrial grade 20A locking devices

#### Product description


4-pole, 4-wire non-grounding  
20A, 3Ø 120/208V/AC  
NEMA L18-20



AHL1820P



AHL1820R



AHL1820FI

#### Industrial grade plugs & connectors



Rating	V/AC	NEMA	Description	Cord diameter	Color	Plug catalog no.	Connector catalog no.	
20	120/208	L18-20	3Ø ultra grip straight body	0.38-1.16" (9.5-29.4mm)	BK & W	<input type="checkbox"/> AHL1820P	<input type="checkbox"/> AHL1820C	

#### Industrial grade receptacles



Rating	V/AC	NEMA	Description	Color	Single receptacle	
20	120/208	L18-20	3Ø standard industrial	BK	<input type="checkbox"/> AHL1820R	

#### Industrial grade flanged inlets & outlets



Rating	V/AC	NEMA	Description	Color	Flanged inlet	Flanged outlet	
20	120/208	L18-20	3Ø standard industrial	BK	<input type="checkbox"/> AHL1820FI	—	
			3Ø standard industrial	BK & W	—	<input type="checkbox"/> AHL1820FO <sup>1)</sup>	

<sup>1)</sup>Only UL Listed

#### Accessories for L18-20 locking devices

Description	Catalog no.	
Neoprene weather protective boot for 4-W & 5-W plugs	<input type="checkbox"/> BL1	
Neoprene weather protective boot for 4-W & 5-W connectors	<input type="checkbox"/> BL2	
Diecast aluminum single receptacle cover, vertical mount, for FS/FD boxes	<input type="checkbox"/> 7420	
Glass-filled nylon flanged inlet/outlet cover, vertical mount, for 20A devices	<input type="checkbox"/> WP2	



BL1



BL2



7420



WP2

**Dimensional information:**  
C-76-C-78

**Plug & connector specification information:**  
L18-20: C-85

**Receptacle specification information:**  
L18-20: C-87

**Flanged inlet & flanged outlet specification information:**  
L18-20: C-89

#### Color information:

BK (Black), W (White)



**Compliances, specifications and availability are subject to change without notice.**


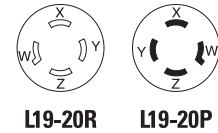
Indicates NAFTA compliant - Page Q-32

RoHS compliant - Page Q-32

## Industrial grade 20A locking devices

### Product description

4-pole, 4-wire non-grounding  
20A, 3ØY 277/480V/AC  
NEMA L19-20



AHL1920P



AHL1920FO

### Industrial grade plugs & connectors

Rating	V/AC	NEMA	Description	Cord diameter	Color	Plug catalog no.	Connector catalog no.		
20	277/480	L19-20	3ØY ultra grip straight body	0.38-1.16" (9.5-29.4mm)	BK & W	<input type="checkbox"/> AHL1920P	<input type="checkbox"/> AHL1920C	•	•

### Industrial grade receptacles

Rating	V/AC	NEMA	Description	Color	Single receptacle		
20	277/480	L19-20	3ØY standard industrial	BK	<input type="checkbox"/> AHL1920R	•	•

### Industrial grade flanged inlets & outlets

Rating	V/AC	NEMA	Description	Color	Flanged inlet	Flanged outlet		
20	277/480	L19-20	3ØY standard industrial	BK	<input type="checkbox"/> AHL1920FI	—	•	•
			3ØY standard industrial	BK & W	—	<input type="checkbox"/> AHL1920FO**	•	

\*\*Only UL Listed

### Accessories for L19-20 locking devices

Description	Catalog no.		
Neoprene weather protective boot for 4-W & 5-W plugs	<input type="checkbox"/> BL1	•	
Neoprene weather protective boot for 4-W & 5-W connectors	<input type="checkbox"/> BL2	•	
Diecast aluminum single receptacle cover, vertical mount, for FS/FD boxes	<input type="checkbox"/> 7420	•	•
Glass-filled nylon flanged inlet/outlet cover, vertical mount, for 20A devices	<input type="checkbox"/> WP2	•	•



BL1



BL2



7420



WP2

**Dimensional information:**  
C-76-C-78

**Plug & connector specification information:**  
L19-20: C-84

**Receptacle specification information:**  
L19-20: C-87

**Flanged inlet & flanged outlet specification information:**  
L19-20: C-89

### Color information:

BK (Black), W (White)



(Black)

(White)

**Compliances, specifications and availability are subject to change without notice.**

Indicates NAFTA compliant - Page Q-32


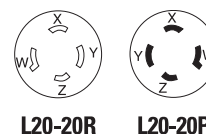
RoHS compliant - Page Q-32



### Industrial grade 20A locking devices

#### Product description


4-pole, 4-wire non-grounding  
20A, 3ØY 347/600V/AC  
NEMA L20-20



AHL2020P



AHL2020C



AHL2020R



AHL2020FO

#### Industrial grade plugs & connectors

Rating	V/AC	NEMA	Description	Cord diameter	Color	Plug catalog no.	Connector catalog no.		
20	347/600	L20-20	3ØY ultra grip straight body	0.38-1.16" (9.5-29.4mm)	BK & W	<input type="checkbox"/> AHL2020P	<input type="checkbox"/> AHL2020C		

#### Industrial grade receptacles

Rating	V/AC	NEMA	Description	Color	Single receptacle		
20	347/600	L20-20	3ØY standard industrial	BK	<input type="checkbox"/> AHL2020R		

#### Industrial grade flanged inlets & outlets

Rating	V/AC	NEMA	Description	Color	Flanged inlet	Flanged outlet		
20	347/600	L20-20	3ØY standard industrial	BK	<input type="checkbox"/> AHL2020FI	—		
			3ØY standard industrial	BK & W	—	<input type="checkbox"/> AHL2020FO <sup>11</sup>		

<sup>11</sup>Only UL Listed

#### Accessories for L20-20 locking devices

Description	Catalog no.		
Neoprene weather protective boot for 4-W & 5-W plugs	<input type="checkbox"/> BL1		
Neoprene weather protective boot for 4-W & 5-W connectors	<input type="checkbox"/> BL2		
Diecast aluminum single receptacle cover, vertical mount, for FS/FD boxes	<input type="checkbox"/> 7420		
Glass-filled nylon flanged inlet/outlet cover, vertical mount, for 20A devices	<input type="checkbox"/> WP2		



BL1



BL2



7420



WP2

**Dimensional information:**  
C-76-C-78

**Plug & connector specification information:**  
L20-20: C-84

**Receptacle specification information:**  
L20-20: C-87

**Flanged inlet & flanged outlet specification information:**  
L20-20: C-89

#### Color information:

BK (Black), W (White)



**Compliances, specifications and availability are subject to change without notice.**


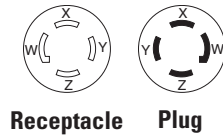
Indicates NAFTA compliant - Page Q-32

RoHS compliant - Page Q-32

## Industrial grade 30A locking devices

### Product description


4-pole, 4-wire non-grounding  
30A, 3ØY 120/208V/AC  
Non-NEMA




AH3431N



AH3433N



AH3430



AH3434N

### Industrial grade plugs & connectors



Rating A	V/AC	Description	Cord diameter	Color	Plug catalog no.	Connector catalog no.		
30	120/208	3ØY ultra grip straight body	0.38-1.16" (9.5-29.4mm)	BK & W	□ AH3431N	□ AH3433N	•	•

### Industrial grade receptacles



Rating A	V/AC	Description	Color	Single receptacle		
30	120/208	3ØY standard industrial	BK	□ AH3430	•	•

### Industrial grade flanged inlets & outlets



Rating A	V/AC	Description	Color	Flanged inlet	Flanged outlet		
30	120/208	3ØY standard industrial	BK	□ AH3434N	—	•	•
		3ØY standard industrial	BK & W	—	□ AH3436N <sup>††</sup>	•	•

<sup>††</sup>Only UL Listed

### Accessories for Non-NEMA 30A locking devices

Description	Catalog no.		
Neoprene weather protective boot for 4-W & 5-W plugs	□ BL1	•	•
Neoprene weather protective boot for 4-W & 5-W connectors	□ BL2	•	•
Diecast aluminum single receptacle cover, vertical mount, for FS/FD boxes	□ 7420	•	•
Glass-filled nylon flanged inlet/outlet cover, vertical mount, for 30A devices	□ WP2	•	•



BL1



BL2



7420



WP2

**Dimensional information:**  
C-76-C-78

**Plug & connector specification information:**  
Non-NEMA 30A: C-84

**Receptacle specification information:**  
Non-NEMA 30A: C-87

**Flanged inlet & flanged outlet specification information:**  
Non-NEMA 30A: C-89

### Color information:

BK (Black), W (White)



(Black)

(White)

Compliances, specifications and availability are subject to change without notice.


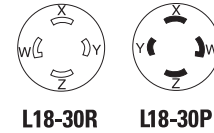
Indicates NAFTA compliant - Page Q-32

RoHS compliant - Page Q-32


### Industrial grade 30A locking devices

#### Product description


4-pole, 4-wire non-grounding  
30A, 3Ø 120/208V/AC  
NEMA L18-30



AHL1830P



AHL1830FI



AHL1830R

#### Industrial grade plugs & connectors



Rating	V/AC	NEMA	Description	Cord diameter	Color	Plug catalog no.	Connector catalog no.	
30	120/208	L18-30	3ØY ultra grip straight body	0.38-1.16\"/>				

#### Industrial grade receptacles



Rating	V/AC	NEMA	Description	Color	Single receptacle	
30	120/208	L18-30	3ØY standard industrial	BK	<input type="checkbox"/> AHL1830R	

#### Industrial grade flanged inlets & outlets



Rating	V/AC	NEMA	Description	Color	Flanged inlet	Flanged outlet	
30	120/208	L18-30	3ØY standard industrial	BK	<input type="checkbox"/> AHL1830FI	—	
			3ØY standard industrial	BK & W	—	<input type="checkbox"/> AHL1830FO <sup>††</sup>	

<sup>††</sup>Only UL Listed

#### Accessories for L18-30 locking devices

Description	Catalog no.	
Neoprene weather protective boot for 4-W & 5-W plugs	<input type="checkbox"/> BL1	
Neoprene weather protective boot for 4-W & 5-W connectors	<input type="checkbox"/> BL2	
Diecast aluminum single receptacle cover, vertical mount, for FS/FD boxes	<input type="checkbox"/> 7420	
Glass-filled nylon flanged inlet/outlet cover, vertical mount, for 30A devices	<input type="checkbox"/> WP2	



BL1



BL2



7420



WP2

**Dimensional information:**  
C-76-C-78

**Plug & connector specification information:**  
L18-30: C-85

**Receptacle specification information:**  
L18-30: C-87

**Flanged inlet & flanged outlet specification information:**  
L18-30: C-89

#### Color information:

BK (Black), W (White)



Compliances, specifications and availability are subject to change without notice.


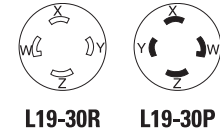
Indicates NAFTA compliant - Page Q-32

RoHS compliant - Page Q-32

## Industrial grade 30A locking devices

### Product description


4-pole, 4-wire non-grounding  
30A, 3ØY 277/480V/AC  
NEMA L19-30



AHL1930P



AHL1930C



AHL1930R



AHL1930FO

### Industrial grade plugs & connectors

Rating	V/AC	NEMA	Description	Cord diameter	Color	Plug catalog no.	Connector catalog no.	
30	277/480	L19-30	3ØY ultra grip straight body	0.38-1.16" (9.5-29.4mm)	BK & W	□ AHL1930P	□ AHL1930C	•

### Industrial grade receptacles

Rating	V/AC	NEMA	Description	Color	Single receptacle	
30	277/480	L19-30	3ØY standard industrial	BK	□ AHL1930R	•

### Industrial grade flanged inlets & outlets

Rating	V/AC	NEMA	Description	Color	Flanged inlet	Flanged outlet	
30	277/480	L19-30	3ØY standard industrial	BK	□ AHL1930FI	—	•
			3ØY standard industrial	BK & W	—	□ AHL1930FO <sup>††</sup>	•

<sup>††</sup>Only UL Listed

### Accessories for L19-30 locking devices

Description	Catalog no.		
Neoprene weather protective boot for 4-W & 5-W plugs	□ BL1	•	
Neoprene weather protective boot for 4-W & 5-W connectors	□ BL2	•	
Diecast aluminum single receptacle cover, vertical mount, for FS/FD boxes	□ 7420	•	•
Glass-filled nylon flanged inlet/outlet cover, vertical mount, for 30A devices	□ WP2	•	



BL1



BL2



7420



WP2

**Dimensional information:**  
C-76-C-78

**Plug & connector specification information:**  
L19-30: C-84

**Receptacle specification information:**  
L19-30: C-87

**Flanged inlet & flanged outlet specification information:**  
L19-30: C-89

### Color information:

BK (Black), W (White)



(Black)

(White)

**Compliances, specifications and availability are subject to change without notice.**


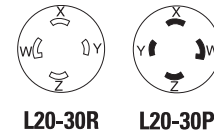
Indicates NAFTA compliant - Page Q-32

RoHS compliant - Page Q-32

### Industrial grade 30A locking devices

#### Product description

4-pole, 4-wire non-grounding  
30A, 3ØY 347/600V/AC  
NEMA L20-30



AHL2030P



AHL2030C



AHL2030FO

#### Industrial grade plugs & connectors

Rating	V/AC	NEMA	Description	Cord diameter	Color	Plug catalog no.	Connector catalog no.		
30	347/600	L20-30	3ØY ultra grip straight body	0.38-1.16\"/>					

#### Industrial grade receptacles

Rating	V/AC	NEMA	Description	Color	Single receptacle		
30	347/600	L20-30	3ØY standard industrial	BK	<input type="checkbox"/> AHL2030R	•	•

#### Industrial grade flanged inlets & outlets

Rating	V/AC	NEMA	Description	Color	Flanged inlet	Flanged outlet	
30	347/600	L20-30	3ØY standard industrial	BK	<input type="checkbox"/> AHL2030FI	—	•
			3ØY standard industrial	BK & W	—	<input type="checkbox"/> AHL2030FO <sup>1)</sup>	•

<sup>1)</sup>Only UL Listed

#### Accessories for L20-30 locking devices

Description	Catalog no.		
Neoprene weather protective boot for 4-W & 5-W plugs	<input type="checkbox"/> BL1	•	•
Neoprene weather protective boot for 4-W & 5-W connectors	<input type="checkbox"/> BL2	•	•
Diecast aluminum single receptacle cover, vertical mount, for FS/FD boxes	<input type="checkbox"/> 7420	•	•
Glass-filled nylon flanged inlet/outlet cover, vertical mount, for 30A devices	<input type="checkbox"/> WP2	•	•



BL1



BL2



7420



WP2

**Dimensional information:**  
C-76-C-78

**Plug & connector specification information:**  
L20-30: C-84

**Receptacle specification information:**  
L20-30: C-87

**Flanged inlet & flanged outlet specification information:**  
L20-30: C-89

#### Color information:

BK (Black), W (White)



**Compliances, specifications and availability are subject to change without notice.**

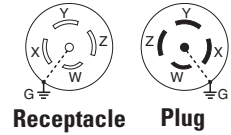
Indicates NAFTA compliant - Page Q-32

RoHS compliant - Page Q-32

## Industrial grade 10/20A locking devices

### Product description

4-pole, 5-wire grounding  
10A, 600V/AC; 20A 250V/AC  
Non-NEMA



AH3521BK



AH3524BK

### Industrial grade plugs & connectors

Rating A	V/AC	Description	Cord diameter	Color	Plug catalog no.	Connector catalog no.		
10/20	600/250	Ultra grip straight body	0.38-1.16" (9.5-29.4mm)	BK	<input type="checkbox"/> AH3521BK	<input type="checkbox"/> AH3523BK	•	•

### Industrial grade flanged inlets & outlets

Rating A	V/AC	Description	Color	Flanged inlet	Flanged outlet		
10/20	600/250	Standard industrial	BK	<input type="checkbox"/> AH3524BK	<input type="checkbox"/> AH3525BK <sup>1)</sup>	•	•

<sup>1)</sup>Only UL Listed

### Accessories for Non-NEMA 10/20A locking devices

Description	Catalog no.		
Neoprene weather protective boot for 4-W & 5-W plugs	<input type="checkbox"/> BL1	•	•
Neoprene weather protective boot for 4-W & 5-W connectors	<input type="checkbox"/> BL2	•	•
Diecast aluminum single receptacle cover, vertical mount, for FS/FD boxes	<input type="checkbox"/> 7420	•	•
Glass-filled nylon flanged inlet/outlet cover, vertical mount, for 10/20A devices	<input type="checkbox"/> WP2	•	•



BL1



BL2



7420



WP2

### Dimensional information:

C-76-C-78

### Plug & connector specification information:

Non-NEMA  
10/20A: C-84

### Flanged inlet & flanged outlet specification information:

Non-NEMA 10/20A: C-89

### Color information:

BK (Black)



(Black)

Compliances, specifications and availability are subject to change without notice.

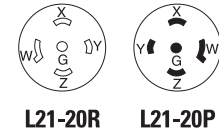
Indicates NAFTA compliant - Page Q-32

RoHS compliant - Page Q-32

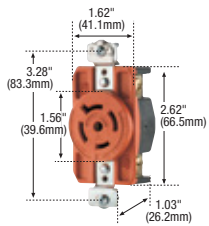
## Industrial grade 20A locking devices

### Product description


4-pole, 5-wire grounding  
20A, 3ØY 120/208V/AC  
NEMA L21-20



AHL2120PF



IGL2120R



AHL2120FI

### Industrial grade plugs & connectors



Rating	V/AC	NEMA	Description	Cord diameter	Color	Plug catalog no.	Connector catalog no.		
20	120/208	L21-20	3ØY ultra grip straight body	0.38-1.16" (9.5-29.4mm)	BK & W	<input type="checkbox"/> AHL2120P	<input type="checkbox"/> AHL2120C		
			3ØY ultra grip straight body	0.38-1.16" (9.5-29.4mm)	BK	<input type="checkbox"/> AHL2120PBK	<input type="checkbox"/> AHL2120CBK		
			3ØY ultra grip flat cable, straight body	Max. 5-wire #10 AWG flat cable	GY	<input type="checkbox"/> AHL2120PF <sup>A</sup>	<input type="checkbox"/> AHL2120CF <sup>A</sup>		

<sup>A</sup>Not UL Listed

### Industrial grade receptacles



Rating	V/AC	NEMA	Description	Color	Single receptacle		
20	120/208	L21-20	3ØY standard industrial	BK	<input type="checkbox"/> AHL2120R		
			3ØY isolated ground	RN	<input type="checkbox"/> IGL2120R*		

\*Not Fed Spec

### Industrial grade flanged inlets



Rating	V/AC	NEMA	Description	Color	Flanged inlet		
20	120/208	L21-20	3ØY standard industrial	BK	<input type="checkbox"/> AHL2120FI		

### Industrial grade flanged outlets



Rating	V/AC	NEMA	Description	Color	Flanged outlet		
20	120/208	L21-20	3ØY standard industrial	BK & W	<input type="checkbox"/> AHL2120FO		

### Accessories for L21-20 locking devices

Description	Catalog no.		
Neoprene weather protective boot for 4-W & 5-W plugs	<input type="checkbox"/> BL1		
Neoprene weather protective boot for 4-W & 5-W connectors	<input type="checkbox"/> BL2		
Diecast aluminum single receptacle cover, vertical mount, for FS/FD boxes	<input type="checkbox"/> 7420		
Glass-filled nylon flanged inlet/outlet cover, vertical mount, for 20A devices	<input type="checkbox"/> WP2		



BL1



BL2



7420



WP2

**Dimensional information:**  
C-76-C-78

**Plug & connector specification information:**  
L21-20: C-85

**Receptacle specification information:**  
L21-20: C-87  
Isolated ground L21-20: C-87

**Flanged inlet & flanged outlet specification information:**  
L21-20: C-89

### Color information:

BK (Black), GY (Gray), RN (Orange), W (White)



**Compliances, specifications and availability are subject to change without notice.**



Indicates NAFTA compliant - Page Q-32

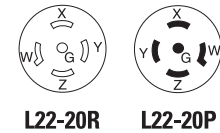


RoHS compliant - Page Q-32

## Industrial grade 20A locking devices

### Product description


4-pole, 5-wire grounding  
20A, 3ØY 277/480V/AC  
NEMA L22-20




AHL2220P



AHL2220C



AHL2220R



AHL2220FI

### Industrial grade plugs & connectors



Rating	V/AC	NEMA	Description	Cord diameter	Color	Plug catalog no.	Connector catalog no.	
20	277/480	L22-20	3ØY ultra grip straight body	0.38-1.16" (9.5-29.4mm)	BK & W	<input type="checkbox"/> AHL2220P	<input type="checkbox"/> AHL2220C	

### Industrial grade receptacles



Rating	V/AC	NEMA	Description	Color	Single receptacle	
20	277/480	L22-20	3ØY standard industrial	BK	<input type="checkbox"/> AHL2220R	

### Industrial grade flanged inlets & outlets



Rating	V/AC	NEMA	Description	Color	Flanged inlet	Flanged outlet	
20	277/480	L22-20	3ØY standard industrial	BK	<input type="checkbox"/> AHL2220FI	—	
			3ØY standard industrial	BK & W	—	<input type="checkbox"/> AHL2220FO <sup>1</sup>	

<sup>1</sup>Only UL Listed and CSA Certified

### Accessories for L22-20 locking devices

Description	Catalog no.	
Neoprene weather protective boot for 4-W & 5-W plugs	<input type="checkbox"/> BL1	
Neoprene weather protective boot for 4-W & 5-W connectors	<input type="checkbox"/> BL2	
Diecast aluminum single receptacle cover, vertical mount, for FS/FD boxes	<input type="checkbox"/> 7420	
Glass-filled nylon flanged inlet/outlet cover, vertical mount, for 20A devices	<input type="checkbox"/> WP2	



BL1

BL2

7420

WP2

**Dimensional information:**  
C-76-C-78

**Plug & connector specification information:**  
L22-20: C-85

**Receptacle specification information:**  
L22-20: C-87

**Flanged inlet & flanged outlet specification information:**  
L22-20: C-89

### Color information:

BK (Black), W (White)



**Compliances, specifications and availability are subject to change without notice.**

Indicates NAFTA compliant - Page Q-32

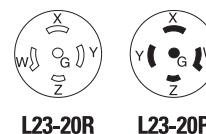
RoHS compliant - Page Q-32



### Industrial grade 20A locking devices

#### Product description

4-pole, 5-wire grounding  
20A, 3ØY 347/600V/AC  
NEMA L23-20



AHL2320P



AHL2320C



AHL2320FO

#### Industrial grade plugs & connectors



Rating A	V/AC	NEMA	Description	Cord diameter	Color	Plug catalog no.	Connector catalog no.		
20	347/ 600	L23-20	3ØY ultra grip straight body	0.38-1.16" (9.5-29.4mm)	BK & W	<input type="checkbox"/> AHL2320P	<input type="checkbox"/> AHL2320C	•	•

#### Industrial grade receptacles



Rating A	V/AC	NEMA	Description	Color	Single receptacle		
20	347/ 600	L23-20	3ØY standard industrial	BK	<input type="checkbox"/> AHL2320R	•	•

#### Industrial grade flanged inlets & outlets



Rating A	V/AC	NEMA	Description	Color	Flanged inlet	Flanged outlet		
20	347/ 600	L23-20	3ØY standard industrial	BK	<input type="checkbox"/> AHL2320FI	—	•	•
			3ØY standard industrial	BK & W	—	<input type="checkbox"/> AHL2320FO <sup>1</sup>	•	•

<sup>1</sup>Only UL Listed and CSA Certified

#### Accessories for L22-20 locking devices

Description	Catalog no.		
Neoprene weather protective boot for 4-W & 5-W plugs	<input type="checkbox"/> BL1	•	•
Neoprene weather protective boot for 4-W & 5-W connectors	<input type="checkbox"/> BL2	•	•
Diecast aluminum single receptacle cover, vertical mount, for FS/FD boxes	<input type="checkbox"/> 7420	•	•
Glass-filled nylon flanged inlet/outlet cover, vertical mount, for 20A devices	<input type="checkbox"/> WP2	•	•



BL1



BL2



7420



WP2

**Dimensional information:**  
C-76-C-78


**Plug & connector specification information:**  
L23-20: C-84

**Receptacle specification information:**  
L23-20: C-87

**Flanged inlet & flanged outlet specification information:**  
L23-20: C-89

#### Color information:

BK (Black), W (White)



**Compliances, specifications and availability are subject to change without notice.**



Indicates NAFTA compliant - Page Q-32

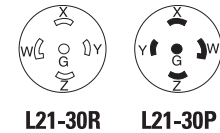


RoHS compliant - Page Q-32

## Industrial grade 30A locking devices

### Product description


4-pole, 5-wire grounding  
30A, 3ØY 120/208V/AC  
NEMA L21-30




AHL2130PF



AHL2130C



AHL2130R



AHL2130FI

### Industrial grade plugs & connectors



Rating	A	V/AC	NEMA	Description	Cord diameter	Color	Plug catalog no.	Connector catalog no.	
30	120/208	L21-30	3ØY ultra grip straight body	0.38-1.16" (9.5-29.4mm)	BK & W	<input type="checkbox"/> AHL2130P	<input type="checkbox"/> AHL2130C		
			3ØY ultra grip flat cable, straight body	Max. 5-wire #10 AWG flat cable	GY	<input type="checkbox"/> AHL2130PF <sup>A</sup>	<input type="checkbox"/> AHL2130CF <sup>A</sup>		

<sup>A</sup>Not UL Listed

### Industrial grade receptacles



Rating	A	V/AC	NEMA	Description	Color	Single receptacle	
30	120/208	L21-30	3ØY standard industrial		BK	<input type="checkbox"/> AHL2130R	
			Isolated ground		RN	<input type="checkbox"/> IGL2130R*	

\*Not Fed Spec

### Industrial grade flanged inlets



Rating	A	V/AC	NEMA	Description	Color	Flanged inlet	
30	120/208	L21-30	3ØY standard industrial		BK	<input type="checkbox"/> AHL2130FI	

### Industrial grade flanged outlets



Rating	A	V/AC	NEMA	Description	Color	Flanged outlet	
30	120/208	L21-30	3ØY standard industrial		BK & W	<input type="checkbox"/> AHL2130FO	

### Accessories for L21-30 locking devices

Description	Catalog no.	
Neoprene weather protective boot for 4-W & 5-W plugs	<input type="checkbox"/> BL1	
Neoprene weather protective boot for 4-W & 5-W connectors	<input type="checkbox"/> BL2	
Diecast aluminum single receptacle cover, vertical mount, for FS/FD boxes	<input type="checkbox"/> 7420	
Glass-filled nylon flanged inlet/outlet cover, vertical mount, for 30A devices	<input type="checkbox"/> WP2	



BL1



BL2



7420



WP2

**Dimensional information:**  
C-76-C-78

**Plug & connector specification information:**  
L21-30: C-85

**Receptacle specification information:**  
L21-30: C-87

Isolated ground L21-30: C-87  
**Flanged inlet & flanged outlet specification information:**  
L21-30: C-88

### Color information:

BK (Black), GY (Gray), RN (Orange), W (White)



Compliances, specifications and availability are subject to change without notice.

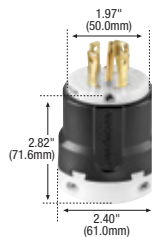
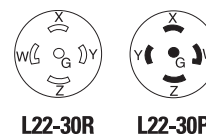
Indicates NAFTA compliant - Page Q-32

RoHS compliant - Page Q-32

## Industrial grade 30A locking devices

### Product description


4-pole, 5-wire grounding  
30A, 3ØY 277/480V/AC  
NEMA L22-30



AHL2230P



AHL2230C



AHL2230R



AHL2230FO

### Industrial grade plugs & connectors



Rating A	V/AC	NEMA	Description	Cord diameter	Color	Plug catalog no.	Connector catalog no.		
30	277/ 480	L22-30	3ØY ultra grip straight body	0.38-1.16" (9.5-29.4mm)	BK & W	<input type="checkbox"/> AHL2230P	<input type="checkbox"/> AHL2230C	•	•
			3ØY ultra grip flat cable, straight body	Max. 5-wire #10 AWG flat cable	GY	<input type="checkbox"/> AHL2230PF <sup>A</sup>	<input type="checkbox"/> AHL2230CF <sup>A</sup>	•	•

<sup>A</sup>Not UL Listed

### Industrial grade receptacles



Rating A	V/AC	NEMA	Description	Color	Single receptacle		
30	277/ 480	L22-30	3ØY standard industrial	BK	<input type="checkbox"/> AHL2230R	•	•
			3ØY isolated ground	RN	<input type="checkbox"/> IGL2230R	•	•

### Industrial grade flanged inlets & outlets



Rating A	V/AC	NEMA	Description	Color	Flanged inlet	Flanged outlet		
30	277/ 480	L22-30	3ØY standard industrial	BK	<input type="checkbox"/> AHL2230FI	—	•	•
			3ØY standard industrial	BK & W	—	<input type="checkbox"/> AHL2230FO <sup>1</sup>	•	•

<sup>1</sup>Only UL Listed and CSA Certified

### Accessories for NEMA L22-30 locking devices

Description	Catalog no.		
Neoprene weather protective boot for 4-W & 5-W plugs	<input type="checkbox"/> BL1	•	•
Neoprene weather protective boot for 4-W & 5-W connectors	<input type="checkbox"/> BL2	•	•
Diecast aluminum single receptacle cover, vertical mount, for FS/FD boxes	<input type="checkbox"/> 7420	•	•
Glass-filled nylon flanged inlet/outlet cover, vertical mount, for 30A devices	<input type="checkbox"/> WP2	•	•



### Dimensional information:

C-76-C-78

### Plug & connector specification information:

L22-30: C-85

### Receptacle specification information:

L22-30: C-87

Isolated ground L22-30: C-87

### Flanged inlet & flanged outlet specification information:

L22-30: C-89

### Color information:

BK (Black), GY (Gray), RN (Orange), W (White)



Compliances, specifications and availability are subject to change without notice.

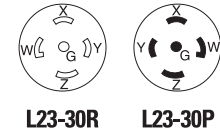
Indicates NAFTA compliant - Page Q-32

RoHS compliant - Page Q-32


## Industrial grade 30A locking devices

### Product description

4-pole, 5-wire grounding  
30A, 3ØY 347/600V/AC  
NEMA L23-30



AHL2330P



AHL2330R



AHL2330FO

### Industrial grade plugs & connectors

Rating	V/AC	NEMA	Description	Cord diameter	Color	Plug catalog no.	Connector catalog no.		
30	347/600	L23-30	3ØY ultra grip straight body	0.38-1.16" (9.5-29.4mm)	BK & W	<input type="checkbox"/> AHL2330P	<input type="checkbox"/> AHL2330C		
			3ØY ultra grip flat cable, straight body	Max. 5-wire #10 AWG flat cable	GY	<input type="checkbox"/> AHL2330PF <sup>A</sup>	<input type="checkbox"/> AHL2330CF <sup>A</sup>		

<sup>A</sup>Not UL Listed

### Industrial grade receptacles

Rating	V/AC	NEMA	Description	Color	Single receptacle		
30	347/600	L23-30	3ØY standard industrial	BK	<input type="checkbox"/> AHL2330R		
			3ØY isolated ground	RN	<input type="checkbox"/> IGL2330R		

### Industrial grade flanged inlets & outlets

Rating	V/AC	NEMA	Description	Color	Flanged inlet	Flanged outlet		
30	347/600	L23-30	3ØY standard industrial	BK	<input type="checkbox"/> AHL2330FI	—		
			3ØY standard industrial	BK & W	—	<input type="checkbox"/> AHL2330FO <sup>1</sup>		

<sup>1</sup>Only UL Listed and CSA Certified

### Accessories for NEMA L23-30 locking devices

Description	Catalog no.		
Neoprene weather protective boot for 4-W & 5-W plugs	<input type="checkbox"/> BL1		
Neoprene weather protective boot for 4-W & 5-W connectors	<input type="checkbox"/> BL2		
Diecast aluminum single receptacle cover, vertical mount, for FS/FD boxes	<input type="checkbox"/> 7420		
Glass-filled nylon flanged inlet/outlet cover, vertical mount, for 30A devices	<input type="checkbox"/> WP2		



BL1



BL2



7420



WP2

**Dimensional information:**  
C-76-C-78

**Plug & connector specification information:**  
L23-30: C-84

**Receptacle specification information:**  
L23-30: C-87

Isolated ground L23-30: C-87  
**Flanged inlet & flanged outlet specification information:**  
L23-30: C-89

### Color information:

BK (Black), GY (Gray), RN (Orange), W (White)



**Compliances, specifications and availability are subject to change without notice.**

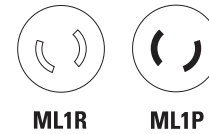
Indicates NAFTA compliant - Page Q-32

RoHS compliant - Page Q-32

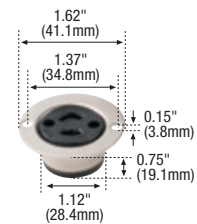
## Industrial grade 15A midget type locking devices

### Product description

2-pole, 2-wire non-grounding  
15A, 125V/AC  
NEMA ML1



7466




7468



7594



7595N



7596N

**Dimensional information:**  
C-79, C-80

**Plug & connector specification information:**  
C-90

**Flanged inlet & flanged outlet specification information:**  
C-90

### Industrial grade plugs & connectors <sup>c(UL)us</sup>

Rating	V/AC	NEMA	Description	Cord diameter	Color	Plug catalog no.	Connector catalog no.		
15	125	ML1	Nylon & phenolic straight body	0.22-0.31" (5.5-7.9mm)	BK	□ 7465N	—		•
			Nylon & phenolic straight body	0.31-0.50" (7.9-12.7mm)	BK	□ 7428N	—		• •
			Polarized nylon & phenolic, straight body	0.22-0.31" (5.5-7.9mm)	BK	□ 7479N	□ 7464N		•
			Polarized nylon & phenolic, straight body	0.31-0.50" (7.9-12.7mm)	BK	□ 7429N	□ 7427N		• •

### Industrial grade flanged inlets & outlets <sup>c(UL)us</sup>

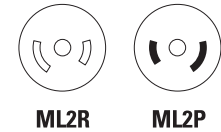
Rating	V/AC	NEMA	Description	Color	Flanged inlet	Flanged outlet		
15	125	ML1	Phenolic body	BK	□ 7466	—		• •
			Polarized phenolic body	BK	□ 7467	—		• •
			Polarized glass-filled nylon body	BK	—	□ 7468 <sup>†</sup>		• •

<sup>†</sup>Only UL Listed & CSA certified

## Industrial grade midget type locking devices

### Product description

2-pole, 3-wire grounding  
15A, 125V/AC  
NEMA ML2



### Industrial grade plugs & connectors <sup>c(UL)us</sup>

Rating	V/AC	NEMA	Description	Cord diameter	Color	Plug catalog no.	Connector catalog no.		
15	125	ML2	Nylon & phenolic straight body	0.28-0.42" (7.1-10.7mm)	BK	□ 7594	—		• •
			Glass-filled nylon straight body	0.28-0.42" (7.1-10.7mm)	BK	—	□ 7593		• •

### Industrial grade flanged inlets & outlets <sup>c(UL)us</sup>

Rating	V/AC	NEMA	Description	Color	Flanged inlet	Flanged outlet		
15	125	ML2	Nylon & phenolic body, metal housing	BK	□ 7595	—		• •
			Nylon & phenolic body, metal housing	BK	—	□ 7596 <sup>†</sup>		• •
			Glass-filled nylon body, nylon housing	BK	□ 7595N	—		• •
			Glass-filled nylon body, nylon housing	BK	—	□ 7596N <sup>†</sup>		• •

<sup>†</sup>Only UL Listed and CSA Certified

### Color information:

BK (Black)



Compliances, specifications and availability are subject to change without notice.


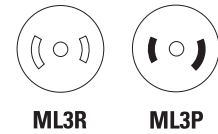
Indicates NAFTA compliant - Page Q-32

RoHS compliant - Page Q-32

## Industrial grade midget type 15A locking devices

### Product description

3-pole, 3-wire non-grounding  
15A, 125/250V/AC  
NEMA ML3



7485



7484

### Industrial grade plugs & connectors

Rating A	V/AC	NEMA	Description	Cord diameter	Color	Plug catalog no.	Connector catalog no.		
15	125/250	ML3	Nylon & phenolic straight body	0.28-0.42" (7.1-10.7mm)	BK	□ 7485	—		
			Nylon & phenolic straight body	0.28-0.42" (7.1-10.7mm)	BK	—	□ 7484		

### Industrial grade flanged inlets & outlets

Rating A	V/AC	NEMA	Description	Color	Flanged inlet	Flanged outlet		
15	125/250	ML3	Glass-filled nylon body, metal housing	BK	□ 7486	—		
			Glass-filled nylon body, metal housing	BK	—	□ 7487 <sup>1</sup>		
			Nylon & phenolic body, nylon housing	BK	□ 7486N	—		
			Nylon & phenolic body, nylon housing	BK	—	□ 7487N <sup>1</sup>		

<sup>1</sup>Only UL Listed & CSA certified

**Dimensional information:**  
C-79, C-80

**Plug & connector specification information:**  
C-90

**Flanged inlet & flanged outlet specification information:**  
C-90

### Color information:

BK (Black)



(Black)

**Compliances, specifications and availability are subject to change without notice.**

Indicates NAFTA compliant - Page Q-32

RoHS compliant - Page Q-32

## Innovative design & rugged durability

Arrow Hart's unique pro grip design allows for quick and easy termination and assembly, saving valuable time on the job site. Superior design combined with rugged materials make Arrow Hart 50A devices ideal for temporary power applications

### Pro grip 50A plugs & connectors features & benefits

High-impact-resistant nylon housing can endure the roughest abuse while providing added insulation, resistance to breakage and superior heat performance

Cold rolled plated steel plug shroud adds strength and resists corrosion


Deep tapered wire wells are clearly marked for easy insertion and isolation of up to #4 AWG solid or stranded wires

Performance feature pro grip lock provides visual confirmation that the device is assembled properly; 3-step assembly is fastest and easiest in the industry

Matte finish ribbed housing surface provides improved gripping and handling in any environment

Glass-filled nylon body for resistance to breakage and superior heat performance

Tri-combo assembly screws are stainless steel construction for corrosion resistance



## Exceptional receptacles & inlets


Innovative design, rugged materials and superior construction deliver lasting performance and reliable service in harsh industrial environments

### 50A receptacles features & benefits

Heavy gauge 0.078" steel shells

Rugged glass-filled nylon construction stands up to the toughest environments

Rugged single piece heavy-duty plated mounting strap for corrosion resistance; marine grade models are nickel plated




One-piece contacts provide continuity in the grounding and power circuits: brass alloy (shown), or nickel plated brass (marine grade versions)

Heavy interior walls for additional support

Large terminal box lugs for secure wiring

### 50A flanged inlets features & benefits

Rugged metal shells and housings consist of corrosion resistant plated steel



Back wired for quick and dependable conductor termination

Deep, tapered wire wells for positive conductor insulation

Compliances, specifications and availability are subject to change without notice.

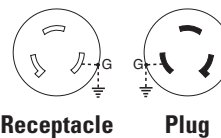
[www.eaton.com](http://www.eaton.com)  
[www.eaton.com/arrowhart](http://www.eaton.com/arrowhart)



### Industrial grade 50A locking devices

#### Product description


2-pole, 3-wire grounding  
50A, 125V/AC  
Non-NEMA, marine grade



63CR61



63CR60



63CR70

#### Marine grade plugs & connectors

Rating A	V/AC	Description	Cord diameter	Color	Plug catalog no.	Connector catalog no.		
50	125	Pro grip nylon	0.44-1.06" (11.1-26.0mm)	Y & BK	<input type="checkbox"/> 63CR61EX	<input type="checkbox"/> 63CR60EX	•	•
		Armored	0.68-1.13" (17.3-28.6mm)	Stainless steel	<input type="checkbox"/> 63CR61		•	•
		Armored	0.68-1.13" (17.3-28.6mm)	Stainless steel		<input type="checkbox"/> 63CR60	•	

#### Marine grade receptacles

Rating A	V/AC	Description	Color	Single receptacle		
50	125	Corrosion resistant	BK	<input type="checkbox"/> 63CR70	•	•

#### Accessories for 50A marine grade locking devices

Description	Color suffix	Catalog no.		
Weather protective glass-filled nylon, w/ lift lid cover	BK, CR, GY	<input type="checkbox"/> 7788__	•	•
Weather protective diecast aluminum, w/ lift lid cover		<input type="checkbox"/> 7770	•	
Weather protective boot for 50A armored plug		<input type="checkbox"/> 7716	•	
Weather protective boot for 50A armored connector		<input type="checkbox"/> 7717	•	
Weather protective boot for 50A pro grip plug		<input type="checkbox"/> 7716EX	•	
Weather protective boot for 50A pro grip connector		<input type="checkbox"/> 7717EX	•	
For 50A armored connector when used w/ hull inlet (NOT California standard)		<input type="checkbox"/> 77CR15	•	



7788CR  
Corrosion resistant



7770



7716



7717



7716EX



7717EX



77CR15

#### Dimensional information: C-80, C-81

#### Plug & connector specification information: 50A: C-91

#### Receptacle specification information: 50A marine: C-91

#### Color ordering information:

For ordering devices, include Catalog no. followed by the Color suffix: BK (Black), GY (Gray), Y or CR (Yellow)



Compliances, specifications and availability are subject to change without notice.

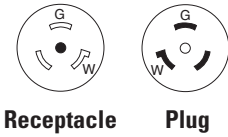
Indicates NAFTA compliant - Page Q-32

RoHS compliant - Page Q-32

## Industrial grade 50A locking devices

### Product description

2-pole, 3-wire grounding  
50A, 125V/AC  
Non-NEMA, California standard



CS6361EX



CS6360EX

### California standard plugs & connectors

Rating A	V/AC	Description	Cord diameter	Color	Plug catalog no.	Connector catalog no.		
50	125	Pro grip nylon California standard	0.44-1.06" (11.1-26.0mm)	RD & BK	<input type="checkbox"/> CS6361EX	<input type="checkbox"/> CS6360EX	•	•
		Armored California standard	0.68-1.13" (17.3-28.6mm)	Stainless steel	<input type="checkbox"/> CS6361	<input type="checkbox"/> CS6360	•	•

### California standard grade receptacles

Rating A	V/AC	Description	Color	Single receptacle		
50	125	California standard receptacles	BK	<input type="checkbox"/> CS6370	•	•

### California standard flanged inlets

Rating A	V/AC	Description	Color	Flanged inlet	Flanged inlet w/ lid		
50	125	California standard flanged inlets	Stainless steel	<input type="checkbox"/> CS6377	<input type="checkbox"/> CS6378	•	•

### Accessories for 50A California standard locking devices

Description	Color suffix	Catalog no.		
Weather protective glass-filled nylon, w/ lift lid cover	BK, CR, GY	<input type="checkbox"/> 7788_	•	•
Weather protective diecast aluminum, w/ lift lid cover		<input type="checkbox"/> 7770	•	
Weather protective boot for 50A armored plug		<input type="checkbox"/> 7716	•	
Weather protective boot for 50A armored connector		<input type="checkbox"/> 7717	•	
Weather protective boot for 50A pro grip plug		<input type="checkbox"/> 7716EX	•	
Weather protective boot for 50A pro grip connector		<input type="checkbox"/> 7717EX	•	



7788CR  
Corrosion resistant



7770



7716



7717



7716EX



7717EX

**Dimensional information:**  
C-80, C-81

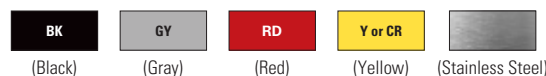
**Plug & connector specification information:**  
50A: C-92

**Receptacle specification information:**  
50A: C-92

**Flanged inlet & flanged outlet specification information:**  
50A: C-92

### Color ordering information:

For ordering devices, include Catalog no. followed by the Color suffix: BK (Black), GY (Gray), RD (Red), Y or CR (Yellow)



**Compliances, specifications and availability are subject to change without notice.**

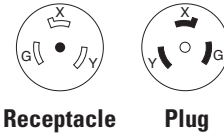
Indicates NAFTA compliant - Page Q-32

RoHS compliant - Page Q-32


## Industrial grade 50A locking devices

### Product description

2-pole, 3-wire grounding  
 50A, 250V/AC  
 Non-NEMA, California standard



CS8265



CS8277

### California standard plugs & connectors

Rating	V/AC	Description	Cord diameter	Color	Plug catalog no.	Connector catalog no.		
50	250	Pro grip nylon California standard	0.44-1.06" (11.1-26.0mm)	RD & BK	<input type="checkbox"/> CS8265EX	<input type="checkbox"/> CS8264EX	•	•
		Armored California standard	0.68-1.13" (17.3-28.6mm)	Steel	<input type="checkbox"/> CS8265	<input type="checkbox"/> CS8264	•	•

### California standard grade receptacles

Rating	V/AC	Description	Color	Single receptacle		
50	250	California standard receptacles	BK	<input type="checkbox"/> CS8269	•	•

### California standard flanged inlets

Rating	V/AC	Description	Color	Flanged inlet	Flanged inlet w/ lid		
50	250	California standard flanged inlets	Steel	<input type="checkbox"/> CS8275	<input type="checkbox"/> CS8277	•	•

### Accessories for 50A California standard locking devices

Description	Color suffix	Catalog no.		
Weather protective glass-filled nylon, w/ lift lid cover	BK, CR, GY	<input type="checkbox"/> 7788_	•	•
Weather protective diecast aluminum, w/ lift lid cover		<input type="checkbox"/> 7770	•	
Weather protective boot for 50A armored plug		<input type="checkbox"/> 7716	•	
Weather protective boot for 50A armored connector		<input type="checkbox"/> 7717	•	
Weather protective boot for 50A pro grip plug		<input type="checkbox"/> 7716EX	•	
Weather protective boot for 50A pro grip connector		<input type="checkbox"/> 7717EX	•	



7788CR  
Corrosion resistant



7770



7716



7717



7716EX



7717EX

**Dimensional information:**  
 C-80, C-81

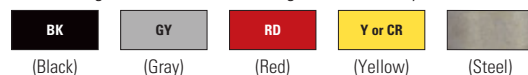
**Plug & connector specification information:**  
 50A: C-92

**Receptacle specification information:**  
 50A: C-92

**Flanged inlet & flanged outlet specification information:**  
 50A: C-92

### Color ordering information:

For ordering devices, include Catalog no. followed by the Color suffix: BK (Black), GY (Gray), RD (Red), Y or CR (Yellow)



**Compliances, specifications and availability are subject to change without notice.**

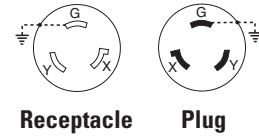
Indicates NAFTA compliant - Page Q-32

RoHS compliant - Page Q-32

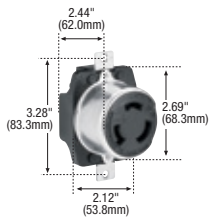
## Industrial grade 50A locking devices

### Product description


2-pole, 3-wire grounding  
50A, 250V/DC / 600V/AC  
Non-NEMA



3763



3771



3767

### Industrial grade plugs & connectors

A	Rating		Description	Cord diameter	Color	Plug catalog no.	Connector catalog no.		
	V/DC	V/AC							
50	250	600	Pro grip nylon	0.44-1.06" (11.1-26.0mm)	RD & BK	□ 3763EX	□ 3762EX		
			Armored	0.68-1.13" (17.3-28.6mm)	Steel		□ 3762		
			Armored	0.68-1.13" (17.3-28.6mm)	Steel	□ 3763			

### Industrial grade receptacles

A	Rating		Description	Color	Single receptacle		
	V/DC	V/AC					
50	250	600	Industrial receptacles	BK	□ 3771		

### Industrial grade flanged inlets

A	Rating		Description	Color	Flanged inlet	Flanged inlet w/ lid		
	V/DC	V/AC						
50	250	600	Industrial flanged inlets	Steel	□ 3777	□ 3767		

### Accessories for 50A industrial grade locking devices

Description	Color suffix	Catalog no.		
Weather protective glass-filled nylon, w/ lift lid cover	BK, CR, GY	□ 7788__		
Weather protective diecast aluminum, w/ lift lid cover		□ 7770		
Weather protective boot for 50A armored plug		□ 7716		
Weather protective boot for 50A armored connector		□ 7717		
Weather protective boot for 50A pro grip plug		□ 7716EX		
Weather protective boot for 50A pro grip connector		□ 7717EX		



7788CR  
Corrosion resistant



7770



7716



7717



7716EX



7717EX

**Dimensional information:**  
C-80, C-81

**Plug & connector specification information:**  
50A: C-92

**Receptacle specification information:**  
50A: C-92

**Flanged inlet & flanged outlet specification information:**  
50A: C-92

### Color ordering information:

For ordering devices, include Catalog no. followed by the Color suffix: BK (Black), GY (Gray), RD (Red), Y or CR (Yellow)



**Compliances, specifications and availability are subject to change without notice.**


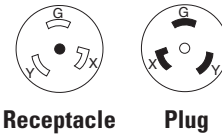
Indicates NAFTA compliant - Page Q-32

RoHS compliant - Page Q-32

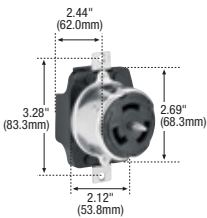
### Industrial grade 50A locking devices

#### Product description

2-pole, 3-wire grounding  
 50A, 480V/AC  
 Non-NEMA, California standard



CS8464



CS8469

#### California standard plugs & connectors

Rating A	V/AC	Description	Cord diameter	Color	Plug catalog no.	Connector catalog no.		
50	480	Pro grip nylon	0.44-1.06" (11.1-26.0mm)	RD & BK	<input type="checkbox"/> CS8465EX	<input type="checkbox"/> CS8464EX	•	•
		Armored	0.68-1.13" (17.3-28.6mm)	Steel	<input type="checkbox"/> CS8465	<input type="checkbox"/> CS8464	•	•

#### California standard grade receptacles

Rating A	V/AC	Description	Color	Single receptacle		
50	480	California standard receptacles	BK	<input type="checkbox"/> CS8469	•	•

#### California standard flanged inlets

Rating A	V/AC	Description	Color	Flanged inlet	Flanged inlet w/ lid		
50	480	California standard flanged inlets	Steel	<input type="checkbox"/> CS8475	<input type="checkbox"/> CS8477	•	•

#### Accessories for 50A California standard locking devices

Description	Color suffix	Catalog no.		
Weather protective glass-filled nylon, w/ lift lid cover	BK, CR, GY	<input type="checkbox"/> 7788__	•	•
Weather protective diecast aluminum, w/ lift lid cover		<input type="checkbox"/> 7770	•	
Weather protective boot for 50A armored plug		<input type="checkbox"/> 7716	•	
Weather protective boot for 50A armored connector		<input type="checkbox"/> 7717	•	
Weather protective boot for 50A pro grip plug		<input type="checkbox"/> 7716EX	•	
Weather protective boot for 50A pro grip connector		<input type="checkbox"/> 7717EX	•	



7788CR  
Corrosion resistant



7770



7716



7717



7716EX



7717EX

**Dimensional information:**  
 C-80, C-81

**Plug & connector specification information:**  
 50A: C-92

**Receptacle specification information:**  
 50A: C-92

**Flanged inlet & flanged outlet specification information:**  
 50A: C-92

#### Color ordering information:

For ordering devices, include Catalog no. followed by the Color suffix: BK (Black), GY (Gray), RD (Red), Y or CR (Yellow)



**Compliances, specifications and availability are subject to change without notice.**



Indicates NAFTA compliant - Page Q-32

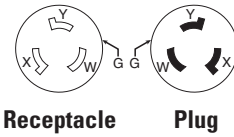


RoHS compliant - Page Q-32

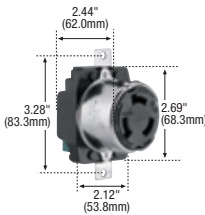
## Industrial grade 50A locking devices

### Product description

3-pole, 4-wire grounding  
50A, 125/250V/AC  
Non-NEMA, marine grade



63CR64



63CR69

### Marine grade plugs & connectors

Rating	A	V/AC	Description	Cord diameter	Color	Plug catalog no.	Connector catalog no.		
50	125/250		Pro grip nylon	0.44-1.06" (11.1-26.0mm)	Y & BK	□ 63CR65EX	□ 63CR64EX	•	•
			Armored	0.68-1.13" (17.3-28.6mm)	Stainless steel	□ 63CR65	□ 63CR64	•	•

### Marine grade receptacles

Rating	A	V/AC	Description	Color	Single receptacle	
50	125/250		Corrosion resistant	BK	□ 63CR69	•

### Accessories for 50A marine grade locking devices

Description	Color suffix	Catalog no.		
Weather protective glass-filled nylon, w/ lift lid cover	BK, CR, GY	□ 7788__	•	•
Weather protective diecast aluminum, w/ lift lid cover		□ 7770	•	
Weather protective boot for 50A armored plug		□ 7716	•	
Weather protective boot for 50A armored connector		□ 7717	•	
Weather protective boot for 50A pro grip plug		□ 7716EX	•	
Weather protective boot for 50A pro grip connector		□ 7717EX	•	
For 50A armored connector when used w/ hull inlet (NOT California standard)		□ 77CR15	•	



7788CR  
Corrosion resistant



7770



7716



7717



7716EX



7717EX



77CR15

### Dimensional information:

C-80, C-81

### Plug & connector specification information:

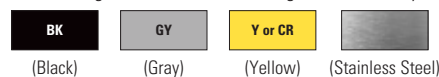
50A: C-91

### Receptacle specification information:

50A marine: C-91

### Color ordering information:

For ordering devices, include Catalog no. followed by the Color suffix: BK (Black), GY (Gray), Y or CR (Yellow)



Compliances, specifications and availability are subject to change without notice.

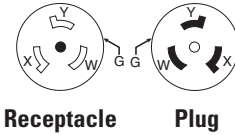
Indicates NAFTA compliant - Page Q-32

RoHS compliant - Page Q-32

## Industrial grade 50A locking devices

### Product description


3-pole, 4-wire grounding  
50A, 125/250V/AC  
Non-NEMA, California standard



CS6365EX



CS6364EX



CS6376

### California standard plugs & connectors

Rating	A	V/AC	Description	Cord diameter	Color	Plug catalog no.	Connector catalog no.		
50	125/250		Pro grip nylon	0.44-1.06" (11.1-26.0mm)	RD & BK	<input type="checkbox"/> CS6365EX	<input type="checkbox"/> CS6364EX	•	•
			Armored	0.68-1.13" (17.3-28.6mm)	Steel	<input type="checkbox"/> CS6365		•	•
			Armored	0.68-1.13" (17.3-28.6mm)	Steel		<input type="checkbox"/> CS6364	•	•

### California standard grade receptacles

Rating	A	V/AC	Description	Color	Single receptacle		
50	125/250		California standard receptacles	BK	<input type="checkbox"/> CS6369	•	•

### California standard flanged inlets

Rating	A	V/AC	Description	Color	Flanged inlet	Flanged inlet w/ lid		
50	125/250		California standard flanged inlets	Steel	<input type="checkbox"/> CS6375	<input type="checkbox"/> CS6376	•	•

### Accessories for 50A California standard locking devices

Description	Color suffix	Catalog no.		
Weather protective glass-filled nylon, w/ lift lid cover	BK, CR, GY	<input type="checkbox"/> 7788__	•	•
Weather protective diecast aluminum, w/ lift lid cover		<input type="checkbox"/> 7770	•	
Weather protective boot for 50A armored plug		<input type="checkbox"/> 7716	•	
Weather protective boot for 50A armored connector		<input type="checkbox"/> 7717	•	
Weather protective boot for 50A pro grip plug		<input type="checkbox"/> 7716EX	•	
Weather protective boot for 50A pro grip connector		<input type="checkbox"/> 7717EX	•	



7788CR  
Corrosion resistant



7770



7716



7717



7716EX



7717EX

**Dimensional information:**  
C-80, C-81

**Plug & connector specification information:**  
50A: C-92

**Receptacle specification information:**  
50A: C-92

**Flanged inlet & flanged outlet specification information:**  
50A: C-92

### Color ordering information:

For ordering devices, include Catalog no. followed by the Color suffix: BK (Black), GY (Gray), RD (Red), Y or CR (Yellow)



**Compliances, specifications and availability are subject to change without notice.**

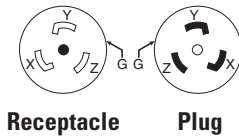
Indicates NAFTA compliant - Page Q-32

RoHS compliant - Page Q-32


## Industrial grade 50A locking devices

### Product description

3-pole, 4-wire grounding  
50A, 3Ø 250V/AC  
Non-NEMA, California standard



CS8364



CS8369

### California standard plugs & connectors

Rating A	V/AC	Description	Cord diameter	Color	Plug catalog no.	Connector catalog no.		
50	250	3Ø pro grip nylon	0.44-1.06" (11.1-26.0mm)	RD & BK	□ CS8365EX	□ CS8364EX	•	•
		3Ø armored	0.68-1.13" (17.3-28.6mm)	Steel	□ CS8365	□ CS8364	•	•

### California standard grade receptacles

Rating A	V/AC	Description	Color	Single receptacle	
50	250	3Ø California standard receptacles	BK	□ CS8369	•

### California standard flanged inlets

Rating A	V/AC	Description	Color	Flanged inlet	Flanged inlet w/ lid	
50	250	3Ø California standard flanged inlets	Steel	□ CS8375	□ CS8377	•

### Accessories for 50A California standard locking devices

Description	Color suffix	Catalog no.		
Weather protective glass-filled nylon, w/ lift lid cover	BK, CR, GY	□ 7788__	•	•
Weather protective diecast aluminum, w/ lift lid cover		□ 7770	•	
Weather protective boot for 50A armored plug		□ 7716	•	
Weather protective boot for 50A armored connector		□ 7717	•	
Weather protective boot for 50A pro grip plug		□ 7716EX	•	
Weather protective boot for 50A pro grip connector		□ 7717EX	•	



7788CR  
Corrosion resistant



7770



7716



7717



7716EX



7717EX

**Dimensional information:**  
C-80, C-81

**Plug & connector specification information:**  
50A: C-92

**Receptacle specification information:**  
50A: C-92

**Flanged inlet & flanged outlet specification information:**  
50A: C-92

### Color ordering information:

For ordering devices, include Catalog no. followed by the Color suffix: BK (Black), GY (Gray), RD (Red), Y or CR (Yellow)



Compliances, specifications and availability are subject to change without notice.

Indicates NAFTA compliant - Page Q-32

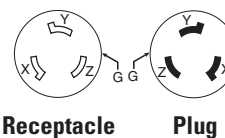
RoHS compliant - Page Q-32



### Industrial grade 50A locking devices

#### Product description

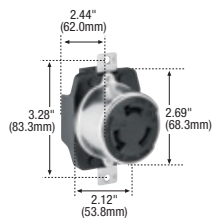
3-pole, 4-wire grounding  
50A, 250V/DC / 600V/AC  
Non-NEMA



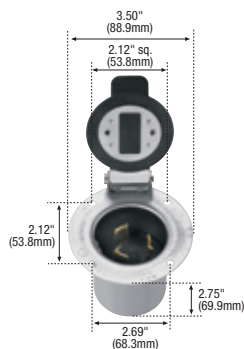
3765



3764



3769



3768

#### Industrial grade plugs & connectors

A	Rating V/DC	V/AC	Description	Cord diameter	Color	Plug catalog no.	Connector catalog no.		
50	250	600	Pro grip nylon	0.44-1.06" (11.1-26.0mm)	RD & BK	□ 3765EX	□ 3764EX		
			Armored	0.68-1.13" (17.3-28.6mm)	Steel	□ 3765	□ 3764		

#### Industrial grade receptacles

A	Rating V/DC	V/AC	Description	Color	Single receptacle		
50	250	600	Receptacles	BK	□ 3769		

#### Industrial grade flanged inlets

A	Rating V/DC	V/AC	Description	Color	Flanged inlet		Flanged inlet w/ lid		
50	250	600	Flanged inlets	Steel	□ 3775		□ 3768		

#### Accessories for 50A industrial grade locking devices

Description	Color suffix	Catalog no.		
Weather protective glass-filled nylon, w/ lift lid cover	BK, CR, GY	□ 7788		
Weather protective diecast aluminum, w/ lift lid cover		□ 7770		
Weather protective boot for 50A armored plug		□ 7716		
Weather protective boot for 50A armored connector		□ 7717		
Weather protective boot for 50A pro grip plug		□ 7716EX		
Weather protective boot for 50A pro grip connector		□ 7717EX		



7788CR  
Corrosion resistant



7770



7716



7717



7716EX



7717EX

**Dimensional information:**  
C-80, C-81

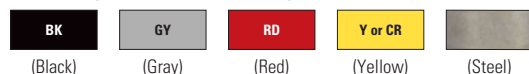
**Plug & connector specification information:**  
50A: C-92

**Receptacle specification information:**  
50A: C-92

**Flanged inlet & flanged outlet specification information:**  
50A: C-92

#### Color ordering information:

For ordering devices, include Catalog no. followed by the Color suffix: BK (Black), GY (Gray), RD (Red), Y or CR (Yellow)



**Compliances, specifications and availability are subject to change without notice.**

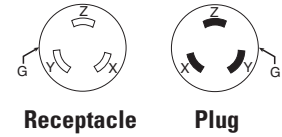
Indicates NAFTA compliant - Page Q-32

RoHS compliant - Page Q-32

## Industrial grade 50A locking devices

### Product description

3-pole, 4-wire grounding  
50A, 250V/DC / 600V/AC  
Non-NEMA



7765EX



7764EX



7968

### Industrial grade plugs & connectors

A	Rating V/DC	V/AC	Description	Cord diameter	Color	Plug catalog no.	Connector catalog no.		
50	250	600	Pro grip nylon	0.44-1.06" (11.1-26.0mm)	RD & BK	□ 7765EX*	□ 7764EX*		
			Armored	0.68-1.13" (17.3-28.6mm)	Steel	□ 7765*	□ 7764*		

\*For replacement use in existing installations only

### Industrial grade receptacles

A	Rating V/DC	V/AC	Description	Color	Single receptacle		
50	250	600	Receptacles	BK	□ 7379*		

\*For replacement use in existing installations only


### Industrial grade flanged inlets

A	Rating V/DC	V/AC	Description	Color	Flanged inlet	Flanged inlet w/ lid		
50	250	600	Flanged inlets	Steel	□ 7958*	□ 7968*		

\*For replacement use in existing installations only

### Accessories for 50A industrial grade locking devices

Description	Color suffix	Catalog no.		
Weather protective glass-filled nylon, w/ lift lid cover	BK, CR, GY	□ 7788_		
Weather protective diecast aluminum, w/ lift lid cover		□ 7770		
Weather protective boot for 50A armored plug		□ 7716		
Weather protective boot for 50A armored connector		□ 7717		
Weather protective boot for 50A pro grip plug		□ 7716EX		
Weather protective boot for 50A pro grip connector		□ 7717EX		



7788CR  
Corrosion resistant

**Dimensional information:**  
C-80, C-81

**Plug & connector specification information:**  
50A: C-92

**Receptacle specification information:**  
50A: C-92

**Flanged inlet & flanged outlet specification information:**  
50A: C-92

### Color ordering information:

For ordering devices, include Catalog no. followed by the Color suffix: BK (Black), GY (Gray), RD (Red), Y or CR (Yellow)



**Compliances, specifications and availability are subject to change without notice.**

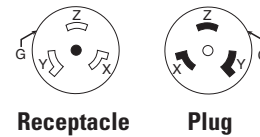
Indicates NAFTA compliant - Page Q-32

RoHS compliant - Page Q-32

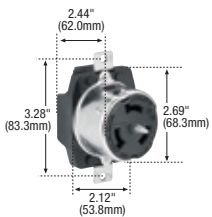
## Industrial grade 50A locking devices

### Product description

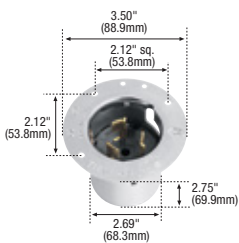
3-pole, 4-wire grounding  
 50A, 3Ø 480V/AC  
 Non-NEMA, California standard



CS8164



CS8169



CS8175

### California standard plugs & connectors

Rating A	V/AC	Description	Cord diameter	Color	Plug catalog no.	Connector catalog no.		
50	480	3Ø pro grip nylon	0.44-1.06" (11.1-26.0mm)	RD & BK	<input type="checkbox"/> CS8165EX	<input type="checkbox"/> CS8164EX	•	•
		3Ø armored	0.68-1.13" (17.3-28.6mm)	Steel	<input type="checkbox"/> CS8165	<input type="checkbox"/> CS8164	•	•

### California standard grade receptacles

Rating A	V/AC	Description	Color	Single receptacle		
50	480	3Ø California standard receptacles	BK	<input type="checkbox"/> CS8169	•	•

### California standard flanged inlets

Rating A	V/AC	Description	Color	Flanged inlet	Flanged inlet w/ lid		
50	480	3Ø California standard flanged inlets	Steel	<input type="checkbox"/> CS8175	<input type="checkbox"/> CS8177	•	•

### Accessories for 50A California standard locking devices

Description	Color suffix	Catalog no.		
Weather protective glass-filled nylon, w/ lift lid cover	BK, CR, GY	<input type="checkbox"/> 7788_	•	•
Weather protective diecast aluminum, w/ lift lid cover		<input type="checkbox"/> 7770	•	
Weather protective boot for 50A armored plug		<input type="checkbox"/> 7716	•	
Weather protective boot for 50A armored connector		<input type="checkbox"/> 7717	•	
Weather protective boot for 50A pro grip plug		<input type="checkbox"/> 7716EX	•	
Weather protective boot for 50A pro grip connector		<input type="checkbox"/> 7717EX	•	



7788CR  
Corrosion resistant



7770



7716



7717



7716EX



7717EX

**Dimensional information:**  
 C-80, C-81

**Plug & connector specification information:**  
 50A: C-92

**Receptacle specification information:**  
 50A: C-92

**Flanged inlet & flanged outlet specification information:**  
 50A: C-92

### Color ordering information:

For ordering devices, include Catalog no. followed by the Color suffix: BK (Black), GY (Gray), RD (Red), Y or CR (Yellow)



**Compliances, specifications and availability are subject to change without notice.**

Indicates NAFTA compliant - Page Q-32

RoHS compliant - Page Q-32

# Power lock devices

For applications where the need for a secure connection is absolute

Power lock devices are designed for safety, energizing within a chamber to eliminate the possibility of exterior arcing. They are ideal for high-abuse industrial and specialized hospital applications

## Nylon power lock plugs & connectors features & benefits

High-impact nylon shell ideal for use in high abuse installations

Neoprene gasket seals cord entry hole and prevents dust and moisture from entering terminal area


Tapered cord grip cover prevents cord snagging

Unique twist type cover eliminates assembly screws

Carefully machined contacts of high alloy brass molded into high impact resistant fiberglass reinforced nylon

Totally insulated design eliminates exposed metal parts

Innovative cord clamping fingers provide exceptional cord retention



## Armored power lock plugs & connectors features & benefits


Adjustable external metal cord grip accepts a wide range of cord diameters

Neoprene grommet protects against contamination

Spring loaded safety shutter ejects the plug if not fully locked in and prevents entrance of foreign matter

Large pressure plate terminals for ease of wiring

Rugged steel shell for maximum protection



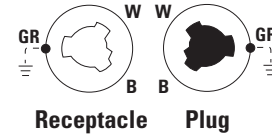
Compliances, specifications and availability are subject to change without notice.

[www.eaton.com](http://www.eaton.com)  
[www.eaton.com/arrowhart](http://www.eaton.com/arrowhart)


### Power lock hospital use locking devices

#### Product description

2-pole, 3-wire grounding  
20A, 125V/AC  
Non-NEMA



23054



23050



25525

#### Hospital use, back wire, plugs & connectors

Rating	A	V/AC	Description	Cord diameter	Color	Plug catalog no.	Connector catalog no.	
20	125		Nylon "dead front" design	0.33-0.66" (8.4-16.7mm)	GY	<input type="checkbox"/> 23056N	<input type="checkbox"/> 23054N	
			Armored "dead front" design	0.33-0.66" (8.4-16.7mm)	GY	<input type="checkbox"/> 23056	<input type="checkbox"/> 23054	

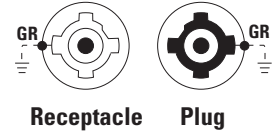
#### Hospital use receptacles

Rating	A	V/AC	Description	Color	Single receptacle	
20	125		Receptacle, not for use in hazardous areas	BK	<input type="checkbox"/> 23050	

### Power lock hospital use mobile x-ray devices

#### Product description

2-pole, 3-wire grounding  
50A & 60A, 250V/AC  
Non-NEMA

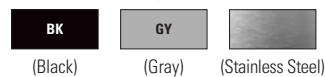


#### Hospital use, back wire, plugs & connectors

Rating	A	V/AC	Description	Cord diameter	Color	Plug catalog no.	
50	250		"Dead front" design	0.75-1.25" (19.1-31.8mm)	GY	<input type="checkbox"/> 25525	
60	250		"Dead front" design	0.75-1.25" (19.1-31.8mm)	GY	<input type="checkbox"/> 25625	

#### Color information:

BK (Black), GY (Gray)



**Dimensional information:**  
C-81

**Plug specification information:**  
Hospital power lock: C-93  
**Receptacle specification information:**  
Hospital power lock: C-93

**Compliances, specifications and availability are subject to change without notice.**


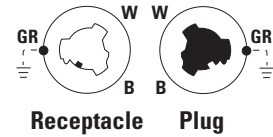
Indicates NAFTA compliant - Page Q-32

RoHS compliant - Page Q-32

## Power lock industrial grade locking devices

### Product description

2-pole, 3-wire grounding  
20A, 125V/AC  
Non-NEMA



23035N



23032N

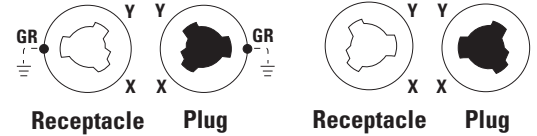
### Industrial grade, back wire plugs & connectors

Rating A	V/AC	Description	Cord diameter	Color	Plug catalog no.	Connector catalog no.
20	125	Nylon "dead front" design	0.33-0.66" (8.4-16.7mm)	GY	□ 23035N	□ 23032N

## Power lock industrial grade locking devices

### Product description

3-pole, 3-wire grounding  
& non-grounding  
20A, 125V/AC  
Non-NEMA



### Industrial grade, back wire plugs & connectors

Rating A	V/AC	Description	Color	Flanged inlet	Flanged inlet w/ lid
20	125	Nylon "dead front" design	GY	□ 23005N	□ 23002N

Note: Also rated at 10A for 250V DC and 480V/AC

### Industrial grade, receptacles

Rating A	V/AC	Description	Color	Single receptacle
20	125	Standard industrial	BK	□ 23000
		Grounding industrial, replacement only	BK	□ 23000G <sup>††</sup>

<sup>††</sup>Only UL Listed

**Dimensional information:**  
C-82, C-83

**Plug & connector specification information:**  
Power lock: C-94

**Receptacle specification information:**  
Power lock: C-95

### Color information:

BK (Black), GY (Gray)

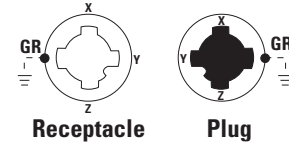


Compliances, specifications and availability are subject to change without notice.

## Power lock industrial grade locking devices

### Product description


3-pole, 4-wire grounding  
20A, 250V/DC; 30A, 600V/AC  
Non-NEMA




20414N



20415S



AH21420



21447

### Industrial grade plugs & connectors

A	Rating V/DC	V/AC	Description	Cord diameter	Color	Plug catalog no.	Connector catalog no.	
20/ 30	250	600	Auto grip nylon	0.44-1.06" (11.1-26.0mm)	GY	□20415N	□20414N	•
			Armored w/ sliding rubber cord grip	0.36-0.48" (9.1-12.3mm)	Steel	□21415	□21414	•
			Armored w/ sliding rubber cord grip	0.48-0.75" (12.3-19.1mm)	Steel	□21426	□AH21427	•
			Armored w/ sliding rubber cord grip & special mounting stud <sup>†</sup>	0.48-0.75" (12.3-19.1mm)	Steel	□21426S	—	•
			Armored w/ sliding rubber cord grip	0.56-1.00" (14.3-25.4mm)	Steel	□20415	□20414	•
			Armored w/ sliding rubber cord grip & special mounting stud <sup>†</sup>	0.56-1.00" (14.3-25.4mm)	Steel	□20415S	—	•
			Armored female	0.75" (19.1mm)	Steel	□AH21436	—	•
			Armored female	0.75" (19.1mm)	Steel	—	□21434 <sup>**</sup>	•

<sup>†</sup>Used in automotive welding applications, <sup>\*\*</sup>Only UL Listed

### Industrial grade receptacles

A	Rating V/DC	V/AC	Description	Color	Single receptacle	
20/ 30	250	600	Receptacles	BK	□20403N	•
			In angled cast aluminum cover w/ weather protective life lid	BK	□AH21420	•

### Industrial grade inlets

A	Rating V/DC	V/AC	Description	Color	Inlet catalog no.	
20/ 30	250	600	Inlet for FS/FD boxes	BK	□20418	•
			Angled surface mount w/ weather protective lift lid tapped for 0.75" (19.1mm) pipe thread, diecast aluminum		□21447	•

### Accessories for 50A locking devices & power lock devices in FS/FS boxes

Description	Color	Catalog no.	
Glass-filled nylon lift lid cover for 50A locking devices	Y	□7788CR	•
Glass-filled nylon lift lid cover for 4-wire 30A receptacles	GY	□20416N <sup>†</sup>	•

<sup>†</sup>Only UL Listed & CSA certified



7788CR



20416N

**Dimensional information:**  
C-82, C-83

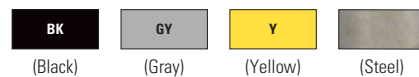
**Plug & connector specification information:**  
Power lock: C-94

**Receptacle specification information:**  
Power lock: C-95

**Inlet specification information:**  
Power lock: C-94

### Color information:

BK (Black), GY (Gray), Y (Yellow)



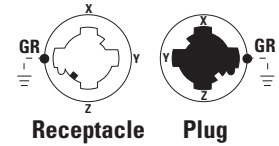
**Compliances, specifications and availability are subject to change without notice.**

Indicates NAFTA compliant - Page Q-32

## Power lock industrial grade locking devices

### Product description


3-pole, 4-wire grounding  
30A, 480V/AC  
Non-NEMA



20445N



20444N



20443N

### Industrial grade plugs & connectors

Rating	A	V/AC	Description	Cord diameter	Color	Plug catalog no.	Connector catalog no.	
30	480		Auto grip nylon	0.40-1.06" (10.2-27.0mm)	RD	□ 20445N	□ 20444N	•
			Armored	0.49-0.61" (12.3-15.5mm)	RD	□ 20445	□ 20444	•

### Industrial grade receptacles

Rating	A	V/AC	Description	Color	Single receptacle	
30	480		Industrial receptacles	BK	□ 20443N	•

### Accessories for 50A locking devices & power lock devices in FS/FS boxes

Description	Color	Catalog no.	
Glass-filled nylon lift lid cover for 50A locking devices	Y	□ 7788CR	•
Glass-filled nylon lift lid cover for 4-wire 30A receptacles	GY	□ 20416N <sup>1</sup>	•

<sup>1</sup>Only UL Listed & CSA certified



7788CR



20416N

**Dimensional information:**  
C-82, C-83

**Plug & connector specification information:**  
Power lock: C-94

**Receptacle specification information:**  
Power lock: C-95

### Color information:

BK (Black), RD (Red), Y (Yellow)



Compliances, specifications and availability are subject to change without notice.

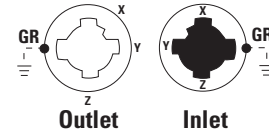
Indicates NAFTA compliant - Page Q-32



Power lock industrial grade locking devices

**Product description**

3-pole, 4-wire grounding  
60A, 600V/AC  
Non-NEMA



26415



26414



26420



26415A

**Industrial grade plugs & connectors**

Rating	A	V/AC	Description	Cord diameter	Color	Plug catalog no.	Connector catalog no.	
60	600		Armored	0.75-1.25" (19.1-31.8mm)	Y	□ 26415	□ 26414	•
			Armored w/ special mounting stud	0.75-1.25" (19.1-31.8mm)	Y	□ 26415S	—	•
			Armored w/ rubber bushing in cable clamp	0.75-1.25" (19.1-31.8mm)	Y	□ 26426	□ 26427	•
			Armored w/ rubber bushing in cable clamp & special mounting stud†	0.75-1.25" (19.1-31.8mm)	Y	□ 26426S	—	•

†Used in automotive welding applications  
Note: Bushing versions supplied with 3 sizes of rubber bushings

**Industrial grade receptacles**

Rating	A	V/AC	Description	Color	Single receptacle	
60	600		In cast aluminum cover w/ weather protective life lid	BK	□ 26420	•
			In angled cast aluminum cover w/ weather protective life lid	BK	□ 26421**	•

\*\* Not CSA certified

**Industrial grade flanged inlets & outlets**

Rating	A	V/AC	Description	Cord diameter	Color	Flanged inlet	Flanged outlet	
60	600		Armored flange	0.75-1.25" (19.1-31.8mm)	Steel	□ 26415A	□ 26414A	•

**Dimensional information:**  
C-82, C-83

**Plug & connector specification information:**  
Power lock: C-94

**Receptacle specification information:**  
Power lock: C-95

**Inlet specification information:**  
Power lock: C-94

**Color information:**

BK (Black), Y (Yellow)




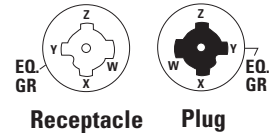
**Compliances, specifications and availability are subject to change without notice.**

Indicates NAFTA compliant - Page Q-32

## Power lock industrial grade locking devices

### Product description


4-pole, 5-wire grounding  
20A, 250V/DC; 30A, 600V/AC  
Non-NEMA



25415

### Industrial grade plugs & connectors

A	Rating		Description	Cord diameter	Color	Plug catalog no.	Connector catalog no.	
	V/DC	V/AC						
20/30	250	600	Auto grip nylon	040-1.06" (10.2-27.0mm)	BL	□ 25415N	□ 25414N	•
			Armored	0.62-1.00" (15.9-25.4mm)	BL	□ 25415	□ 25414	•



25250

### Industrial grade receptacles

A	Rating		Description	Color	Single receptacle	
	V/DC	V/AC				
20/30	250	600	In cast iron cover and steel shell	BK	□ 25403	•
			In cast aluminum cover w/ weather protective lift lid	BK	□ 25250	•

**Dimensional information:**  
C-82, C-83

**Plug & connector specification information:**

Power lock: C-94

**Receptacle specification information:**

Power lock: C-95

**Inlet specification information:**

Power lock: C-94

### Color information:

BK (Black), BL (Blue)



(Black)

(Blue)

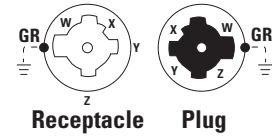
**Compliances, specifications and availability are subject to change without notice.**

Indicates NAFTA compliant - Page Q-32

### Power lock industrial grade locking devices

#### Product description

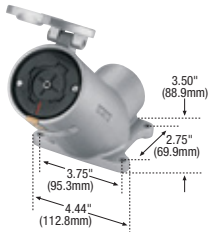
4-pole, 5-wire grounding  
60A, 600V/AC  
Non-NEMA



26527



26526



26521



26514A

#### Industrial grade plugs & connectors

Rating	A	V/AC	Description	Cord diameter	Color	Plug catalog no.	Connector catalog no.	
60	600		Armored	0.75-1.25" (19.1-31.8mm)	Y	□ 26515	□ 26514	•
			Armored w/ rubber bushing in cable clamp	0.75-1.25" (19.1-31.8mm)	Y	□ 26526	□ 26527	•
			Armored, accepts ring terminals	N/A	BK	□ 26515AM <sup>A</sup>	—	•

<sup>A</sup> RU Listed only

Note: Bushing versions supplied with 3 sizes of rubber bushings

#### Industrial grade receptacles

Rating	A	V/AC	Description	Color	Single receptacle	
60	600		In cast aluminum cover w/ weather protective life lid	BK	□ 26520	•
			In angled cast aluminum cover w/ weather protective life lid	BK	□ 26521**	•

\*\* Not CSA certified

#### Industrial grade flanged inlets & outlets

Rating	A	V/AC	Description	Cord diameter	Color	Flanged inlet	Flanged outlet	
60	600		Armored flange	0.75-1.25" (19.1-31.8mm)	Steel	□ 26515A	□ 26514A	•

**Dimensional information:**  
C-82, C-83

**Plug & connector specification information:**  
Power lock: C-94

**Receptacle specification information:**  
Power lock: C-95

**Inlet specification information:**  
Power lock: C-94

#### Color information:

BK (Black), Y (Yellow)



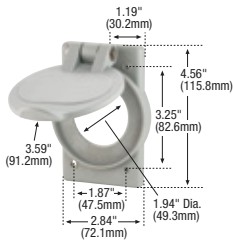
**Compliances, specifications and availability are subject to change without notice.**

Indicates NAFTA compliant - Page Q-32


## Power lock industrial grade locking devices

### Product description


Accessories for  
30A, 60A devices



20416N



26401



26402

### Receptacle accessories for power lock nylon plates

Rating A	Description	Catalog no.	
30	Red glass-filled nylon with weather protective lift lid cover and gasket, suitable for wet and damp locations with cover closed	<input type="checkbox"/> 20446N	•
	Gray glass-filled nylon with weather protective lift lid cover and gasket, suitable for wet and damp locations with cover closed	<input type="checkbox"/> 20416N	•

### Receptacle accessories for power lock aluminum plates

Rating A	Description	Catalog no.
30	Diecast aluminum with weather protective lift lid cover and gasket	<input type="checkbox"/> 20416D
	Diecast aluminum cover without lid and gasket	<input type="checkbox"/> 20417N

### Receptacle accessories for power lock aluminum plates

Rating A	Description	Catalog no.
60	Box, only for use with 26040 angle adapter	<input type="checkbox"/> 26401
	Cover, only for use with 26401 box	<input type="checkbox"/> 26402
	Box and cover complete	<input type="checkbox"/> 26400
	45° angle adapter	<input type="checkbox"/> 26040


60A for use with 26420 & 26520 receptacles

Compliances, specifications and availability are subject to change without notice.

Indicates NAFTA compliant - Page Q-32

## 15A, 10/15A locking devices

### Safety grip plugs




Family	A	B	C	D	Cord diameter
NEMA L2-20	1.37" (34.8mm)	1.50" (38.1mm)	2.06" (52.3mm)	–	0.33-0.66" (8.4-16.7mm)
15A & 10/15A locking	1.37" (34.8mm)	1.50" (38.1mm)	2.06" (52.3mm)	–	0.33-0.66" (8.4-16.7mm)
15A locking angled	1.28" (32.5mm)	1.47" (37.3mm)	1.50" (38.1mm)	2.06" (52.3mm)	0.33-0.66" (8.4-16.7mm)

### Safety grip connectors



Family	A	B	C	D	Cord diameter
NEMA L2-20	1.37" (34.8mm)	2.88" (73.0mm)	1.50" (38.1mm)	1.00" (25.4mm)	0.33-0.66" (8.4-16.7mm)
15A & 10/15A locking	1.37" (34.8mm)	2.88" (73.0mm)	1.50" (38.1mm)	1.00" (25.4mm)	0.33-0.66" (8.4-16.7mm)

### Auto grip plugs



Family	A	B	C	Cord dia.
15A & 10/15A locking	1.38" (34.9mm)	1.83" (46.5mm)	1.52" (38.6mm)	0.33-0.66" (8.4-16.7mm)


### Auto grip connectors



Family	A	B	C	Cord dia.
15A & 10/15A locking	1.38" (34.9mm)	1.83" (46.5mm)	1.52" (38.6mm)	0.33-0.66" (8.4-16.7mm)

### Ultra grip locking plugs & connectors


Family	A	B	C	D	Cord diameter
Ultra grip plug, 2P-3W, 3P-3W	1.78" (45.2mm)	2.59" (65.8mm)	2.23" (56.6mm)	2.10" (53.3mm)	0.38-1.00" (9.6 - 25.4mm)
Ultra grip plug, 3P-4W, 4P-4W, 4P-5W	1.97" (55.4mm)	2.82" (71.6mm)	2.13" (54.1mm)	2.30" (58.4mm)	0.38-1.16" (9.6 - 29.5mm)
Ultra grip connector, 2P-3W, 3P-3W	1.78" (45.2mm)	3.61" (91.7mm)	2.23" (56.6mm)	2.10" (53.3mm)	0.38-1.00" (9.6 - 25.4mm)
Ultra grip connector, 3P-4W, 4P-4W, 4P-5W	1.97" (50.0mm)	3.84" (97.5mm)	2.46" (62.5mm)	2.30" (58.4mm)	0.38-1.16" (9.6 - 29.5mm)



# Locking device dimensional data

## 15A, 20A & 30A locking devices

### Locking plugs




Family	A	B	C	Cord diameter
NEMA L9-20, L9-30	1.83" (47.5mm)	2.13" (54.1mm)	2.85" (72.3mm)	0.30-0.95" (7.6-16.7mm)
NEMA L12-20, L12-30, L13-30	1.83" (47.5mm)	2.13" (54.1mm)	2.85" (72.3mm)	0.38-1.00" (9.5-25.4mm)

### Locking connectors





Family	A	B	C	Cord diameter
NEMA L9-20, L9-30	1.83" (47.5mm)	3.44" (87.3mm)	2.12" (53.8mm)	0.30-0.95" (7.6-16.7mm)
NEMA L12-20, L12-30, L13-30	1.83" (47.5mm)	3.90" (99.1mm)	2.13" (54.1mm)	0.38-1.00" (9.5-25.4mm)

### Locking receptacles




Family	A	B	C	D
Single receptacle, 15A & 10/15A locking	3.28" (83.3mm)	0.76" (19.3mm)	4.03" (102.4mm)	1.38" (34.8mm)
Single receptacle, 20/10A locking	1.62" (41.1mm)	2.62" (66.5mm)	1.03" (26.2mm)	3.28" (83.3mm)
Single receptacle, 20A locking 2-P, 3-W & 3-P, 3-W	1.62" (41.1mm)	2.62" (66.5mm)	1.03" (26.2mm)	3.28" (83.3mm)
Single receptacle, 30A locking 2-P, 3-W & 3-P, 3-W	1.62" (41.1mm)	2.62" (66.5mm)	1.12" (28.5mm)	3.28" (83.3mm)
Single receptacle, 20A locking 3-P, 4-W; 4-P, 4-W & 4-P, 5-W	1.62" (41.1mm)	2.62" (66.5mm)	1.03" (26.2mm)	3.28" (83.3mm)
Single receptacle, 30A locking 3-P, 4-W; 4-P, 4-W & 4-P, 5-W	1.62" (41.1mm)	2.62" (66.5mm)	1.12" (28.5mm)	3.28" (83.3mm)
Duplex receptacle, 15A & 10/15A locking	1.54" (39.1mm)	0.75" (19.1mm)	4.19" (106.4mm)	3.28" (83.3mm)



Compliances, specifications and availability are subject to change without notice.

## 15A, 20A & 30A locking devices

### Locking flanged inlets



Family	A	B	C	D
15A locking	2.56" (65.0mm)	1.71" (43.4mm)	1.84" (46.7mm)	–
20A locking 2-P, 3-W & 3-P, 3-W	2.87" (72.9mm)	1.94" (49.3mm)	2.06" (52.3mm)	2.19" (55.6mm)
20A locking 3-P, 4-W; 4-P, 4-W; 4-P, 5-W	3.06" (77.7mm)	2.03" (51.6mm)	2.19" (55.6mm)	2.19" (55.6mm)
20A locking NEMA L9-20, L12-20	2.87" (72.9mm)	2.06" (52.3mm)	1.95" (49.5mm)	–
30A locking 2-P, 3-W & 3-P, 3-W	2.87" (72.9mm)	1.94" (49.3mm)	2.06" (52.3mm)	2.19" (55.6mm)
30A locking 3-P, 4-W; 4-P, 4-W; 4-P, 5-W	3.06" (77.7mm)	2.03" (51.6mm)	2.19" (55.6mm)	2.19" (55.6mm)
30A locking NEMA L9-30, L12-30, L13-30	2.87" (72.9mm)	2.06" (52.3mm)	1.95" (49.5mm)	–

### Locking flanged outlets




Family	A	B	C	D
15A locking	2.56" (65.0mm)	1.71" (43.4mm)	1.84" (46.7mm)	–
20A locking 2-P, 3-W & 3-P, 3-W	2.87" (72.9mm)	1.94" (49.3mm)	2.06" (52.3mm)	2.19" (55.6mm)
20A locking 3-P, 4-W; 4-P, 4-W; 4-P, 5-W	3.06" (77.7mm)	2.03" (51.6mm)	2.19" (55.6mm)	2.19" (55.6mm)
20A locking NEMA L9-20, L12-20	2.87" (72.9mm)	2.06" (52.3mm)	1.95" (49.5mm)	–
30A locking 2-P, 3-W & 3-P, 3-W	2.87" (72.9mm)	1.94" (49.3mm)	2.06" (52.3mm)	2.19" (55.6mm)
30A locking 3-P, 4-W; 4-P, 4-W; 4-P, 5-W	3.06" (77.7mm)	2.03" (51.6mm)	2.19" (55.6mm)	2.19" (55.6mm)
30A locking NEMA L9-30, L12-30, L13-30	2.87" (72.9mm)	2.06" (52.3mm)	1.95" (49.5mm)	–

# Locking device dimensional data

## 15A, 20A & 30A locking devices



### Other locking plugs



Family	A	B	Cord diameter
L1-15, #7546	1.56" (39.6mm)	1.56" (39.6mm)	0.31-0.47" (7.9-11.9mm)



Family	A	B	Cord diameter
ML1, #7465N & 7479N	1.00" (25.4mm)	1.19" (30.2mm)	0.22-0.31" (5.5-7.9mm)
ML1, #7428N & 7429N	1.16" (29.5mm)	0.84" (21.3mm)	0.31-0.50" (7.9-12.7mm)
ML2 & ML3	1.16" (29.5mm)	0.84" (21.3mm)	0.28-0.42" (7.1-10.7mm)

### Other locking connectors





Family	A	B	Cord diameter
L1-15	2.13" (54.0mm)	1.38" (35.1mm)	0.30-0.56" (7.5-14.3mm)




Family	A	B	C	Cord diameter
ML1, #7464N	1.00" (25.4mm)	0.82" (20.8mm)	0.37" (9.4mm)	0.22-0.31" (5.5-7.9mm)
ML1, #7427N	1.00" (25.4mm)	0.82" (20.8mm)	0.37" (9.4mm)	0.31-0.50" (7.9-12.7mm)
ML2 & ML3	1.16" (29.5mm)	1.25" (31.8mm)	0.37" (9.4mm)	0.28-0.42" (7.1-10.7mm)

### Other locking receptacles

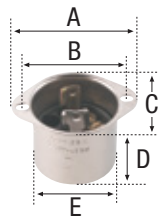


Family	A	B	C	D
Single receptacle, L1-15R	2.38" (60.5mm)	0.88" (22.4mm)	3.28" (83.3mm)	1.38" (35.1mm)
Duplex receptacle, L1-15R	2.89" (73.4mm)	1.00" (25.4mm)	3.28" (83.3mm)	—





Family	A	B	C	D
Single receptacle, L2-20R	2.03" (51.6mm)	1.38" (34.9mm)	3.28" (83.3mm)	2.38" (35.1mm)

### Other locking flanged inlets



Family	A	B	C	D	E
L1-15	2.03" (51.6mm)	1.69" (42.9mm)	1.56" (39.6mm)	1.25" (31.8mm)	1.39" (35.3mm)



Family	A	B	C	D	E
ML1	1.62" (41.1mm)	1.37" (34.8mm)	0.15" (3.8mm)	0.94" (23.9mm)	1.12" (28.4mm)
ML2 & ML3 metal	1.63" (41.4mm)	1.75" (44.5mm)	0.16" (4.1mm)	1.00" (25.4mm)	1.22" (31.0mm)
ML2 & ML3 nylon	2.06" (52.3mm)	1.75" (44.5mm)	0.97" (24.6mm)	1.10" (27.9mm)	—


Compliances, specifications and availability are subject to change without notice.

www.eaton.com  
www.eaton.com/arrowhart



## 15A, 20A & 30A locking devices


### Other locking flanged outlets



Family	A	B	C	D	E
L1-15	2.03" (51.6mm)	1.69" (42.9mm)	1.06" (26.9mm)	1.37" (34.8mm)	–
L2-20	2.06" (52.4mm)	0.20" (5.1mm)	1.56" (39.6mm)	1.69" (42.9mm)	1.75" (44.5mm)


Family	A	B	C	D	E
ML1	1.62" (41.1mm)	1.37" (34.8mm)	0.15" (3.8mm)	0.75" (19.1mm)	1.12" (28.4mm)
ML2 & ML3 metal	1.63" (41.4mm)	1.75" (44.5mm)	0.16" (4.1mm)	0.97" (24.6mm)	1.17" (29.7mm)
ML2 & ML3 nylon	2.06" (52.3mm)	1.75" (44.5mm)	0.97" (24.6mm)	1.10" (27.9mm)	–

### 50A non-NEMA plugs



Family	A	B	C	Cord diameter
Pro grip nylon	2.17" (55.1mm)	5.35" (135.8mm)	2.55" (64.7mm)	0.11-1.06" (11.1-26.0mm)
Armored	2.02" (51.2mm)	4.50" (114.3mm)	2.31" (58.7mm)	0.68-1.13" (17.3-28.6mm)

### 50A non-NEMA connectors

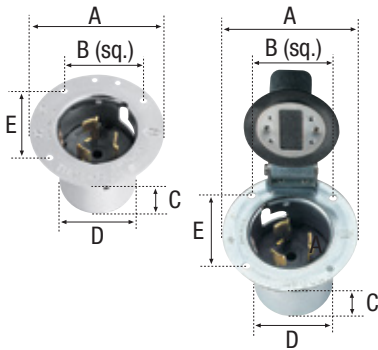


Family	A	B	C	D	Cord diameter
Pro grip nylon	1.94" (49.3mm)	5.52" (140.2mm)	2.55" (64.7mm)	–	0.11-1.06" (11.1-26.0mm)
Armored	1.98" (50.4mm)	4.50" (114.3mm)	2.31" (58.7mm)	1.27" (32.1mm)	0.68-1.13" (17.3-28.6mm)

# Locking device dimensional data

## 50A non-NEMA locking devices


### 50A non-NEMA flanged inlets



Family	A	B	C	D	E
Flanged inlet	3.50" (88.9mm)	2.12" (53.8mm)	2.75" (69.9mm)	2.69" (68.3mm)	2.12" (53.8mm)
Flanged inlet with lid	3.50" (88.9mm)	2.12" (53.8mm)	2.75" (69.9mm)	2.69" (68.3mm)	2.12" (53.8mm)


### Power lock devices

#### Hospital use power lock plugs



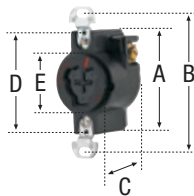
Family	A	B	C	Cord diameter
Hospital use 20A armored	1.63" (41.4mm)	3.25" (82.6mm)	2.59" (65.8mm)	0.33-0.66" (8.4-16.7mm)
Hospital use 20A nylon	1.69" (42.9mm)	3.25" (82.6mm)	2.31" (58.7mm)	0.33-0.66" (8.4-16.7mm)
Hospital use 50A & 60A armored	4.19" (106.4mm)	2.87" (72.9mm)	–	0.75-1.25" (19.1-31.8mm)

#### Hospital use power lock connectors



Family	A	B	C	Cord diameter
Hospital use 20A armored	1.62" (41.1mm)	3.87" (96.0mm)	–	0.33-0.66" (8.4-16.7mm)
Hospital use 20A nylon	1.69" (42.9mm)	3.63" (92.2mm)	1.50" (38.1mm)	0.33-0.66" (8.4-16.7mm)

#### Hospital use power lock receptacles



Family	A	B	C	D	E
Single receptacle	2.50" (63.5mm)	3.28" (83.3mm)	1.65" (41.5mm)	2.37" (60.2mm)	1.37" (34.8mm)
Single receptacle, in assembly	10.00" (254.0mm)	7.00" (177.8mm)	7.50" (190.5mm)	10.00" (254.0mm)	–


Compliances, specifications and availability are subject to change without notice.

www.eaton.com  
www.eaton.com/arrowhart

## Power lock devices


### Industrial use power lock plugs

Family	A	B	C	D	E
Industrial 20A nylon	1.62" (41.1mm)	3.25" (82.6mm)	1.50" (38.1mm)	2.31" (58.7mm)	0.33-0.66" (8.4-16.7mm)
Industrial 30A armored	2.92" (74.2mm)	2.31" (58.7mm)	–	–	0.49-0.61" (12.3-15.5mm)
Industrial 30/20A 3-P, 4-W armored	2.44" (62.0mm)	2.31" (58.7mm)	–	–	0.48-0.75" (12.3-19.1mm), except 21415: 0.36-0.48" (9.1-12.3mm), 20415: 0.56-1.00" (14.3-25.4mm), AH21436: 0.75" (19.1mm)
Industrial 30A 3-P, 4-W & 30/20A 4-P, 5-W nylon	2.38" (60.5mm)	0.97" (24.6mm)	Varies with cord dia., min. 3.80" (96.5mm), max. 4.18" (106.2mm)	2.56" (65.0mm)	0.40-1.06" (12.3-15.5mm)
Industrial 30/20A 4-P, 5-W armored	2.75" (69.9mm)	2.31" (58.7mm)	–	–	0.62-1.00" (15.9-25.4mm)
Industrial 60A armored	3.37" (85.6mm)	2.69" (68.3mm)	–	–	0.75-1.25" (19.1-38.1mm)



### Industrial use power lock connectors

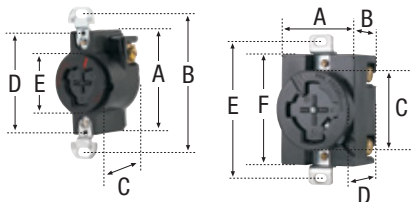
Family	A	B	C	Cord diameter
Industrial 20A nylon	1.69" (42.9mm)	3.63" (92.2mm)	1.50" (38.1mm)	0.33-0.66" (8.4-16.7mm)
Industrial 30A armored	2.32" (58.9mm)	3.21" (81.5mm)	–	0.49-0.61" (12.3-15.5mm)
Industrial 30/20A 3-P, 4-W armored	2.32" (58.9mm)	3.21" (81.5mm)	–	0.48-0.75" (12.3-19.1mm), except 21414: 0.36-0.48" (9.1-12.3mm), 20414: 0.56-1.00" (14.3-25.4mm), 21434: 0.75" (19.1mm)
Industrial 30A 3-P, 4-W & 30/20A 4-P, 5W nylon	2.38" (60.5mm)	Varies with cord dia., min. 5.17" (131.3mm), max. 5.55" (141.0mm)	2.56" (65.0mm)	0.40-1.06" (12.3-15.5mm)
Industrial 30/20A 4-P, 5W armored	2.49" (63.2mm)	3.17" (80.5mm)	–	0.62-1.00" (15.9-25.4mm)
Industrial 60A armored	2.94" (74.7mm)	4.56" (115.8mm)	–	0.75-1.25" (19.1-38.1mm)



# Locking device dimensional data


## Power lock devices

### Industrial power lock single receptacles



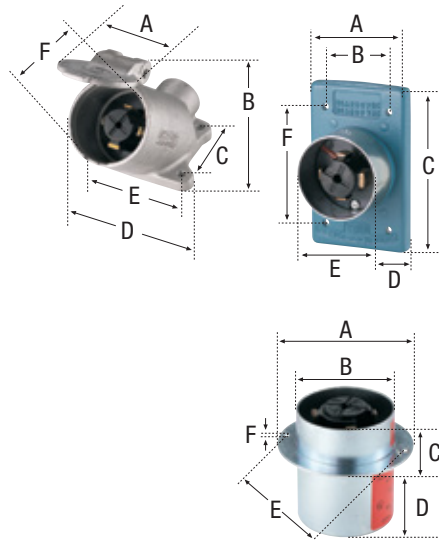
Family	A	B	C	D	E	F
20A single receptacle	2.50" (63.5mm)	3.28" (83.3mm)	1.65" (41.5mm)	2.37" (60.2mm)	1.37" (34.8mm)	—
30A & 30/20A single receptacle	1.94" (49.3mm)	1.44" (36.6mm)	1.90" (48.3mm)	1.81" (46.0mm)	3.28" (83.3mm)	2.69" (68.3mm)

### Industrial power lock single receptacles in covers



Family	A	B	C	D
30/20A 3-P, 4-W & 60A in angled cover	5.31" (134.9mm)	4.56" (115.8mm)	2.69" (68.3mm)	—
30/20A in cover w/ shell	2.84" (72.1mm)	3.25" (82.6mm)	4.56" (115.8mm)	1.87" (47.5mm)
30/20A in cover w/ lid	2.22" (56.4mm)	3.25" (82.6mm)	4.56" (115.8mm)	1.87" (47.5mm)
60A in vertical cover	3.50" (88.9mm)	2.87" sq. (72.9mm)	3.50" (88.9mm)	3.50" (88.9mm)

### Industrial power lock inlets



Family	A	B	C	D	E	F
30/20A 3-P, 4-W in angled cover	3.94" (100.1mm)	3.50" (88.9mm)	2.75" (69.9mm)	4.44" (112.8mm)	2.37" (60.2mm)	3.25" (82.6mm)
30/20A for FS/FD boxes	2.84" (72.1mm)	1.87" (47.5mm)	4.56" (115.8mm)	1.65" (42.0mm)	2.31" (58.7mm)	3.25" (82.6mm)
60A 3-P, 4-W flanged	3.75" (95.3mm)	2.86" (72.6mm)	1.08" (27.4mm)	2.25" (57.2mm)	3.34" (84.8mm)	0.19" (4.8mm)
60A 4-P, 5-W flanged	3.75" (95.3mm)	2.86" (72.6mm)	1.16" (29.5mm)	2.58" (65.5mm)	3.34" (84.8mm)	0.19" (4.8mm)

Compliances, specifications and availability are subject to change without notice.

www.eaton.com  
www.eaton.com/arrowhart

# Locking devices specification & performance data

## Industrial grade 15A, 20A & 30A locking plugs & connectors

### Product description

2-pole, 3-wire grounding; 3-pole, 3-wire non-grounding;  
3-pole, 4-wire grounding; 4-pole, 4-wire non-grounding;  
4-pole, 5-wire grounding

**20A & 30A ultra grip plugs & connectors: L6-20, L7-20, L8-20, L6-30, L7-30, L10-20, L14-20, L15-20, L16-20, L14-30, L15-30, L16-30, L17-30, L19-20, L20-20, L19-30, L20-30, L23-20, L23-30, Non-NEMA 20A, Non-NEMA 30A, Non-NEMA 20/10A**

Device type	15A safety grip & auto grip plugs & connectors: NEMA L5-15, L6-15, L7-15	15A safety grip & auto grip plugs & connectors: Non-NEMA 10/15A	20A & 30A ultra grip plugs & connectors: L6-20, L7-20, L8-20, L6-30, L7-30, L10-20, L14-20, L15-20, L16-20, L14-30, L15-30, L16-30, L17-30, L19-20, L20-20, L19-30, L20-30, L23-20, L23-30, Non-NEMA 20A, Non-NEMA 30A, Non-NEMA 20/10A
<b>Wiring type</b>	Side wire	Back wire	Back wire
<b>Testing &amp; code compliance</b>	<ul style="list-style-type: none"> <li>cULus Listed to UL498, file no. E3663</li> <li>UL verified to Fed Spec WC-596F</li> <li>cUL Listed to CSA C22.2, no. 42 file no. E3663</li> </ul>	<ul style="list-style-type: none"> <li>UL recognized component for US &amp; Canada, file no. E3663</li> </ul>	<ul style="list-style-type: none"> <li>cULus Listed to UL498, file no. E3663</li> </ul>
<b>Environmental specifications</b>	<p><b>Flammability:</b> Meets UL94 requirements, V0 rated</p> <p><b>Temperature rating:</b> -40°C to 60°C (-40°F to 140°F)</p>	<p><b>Flammability:</b> Meets UL94 requirements, V2 rated</p> <p><b>Temperature rating:</b> -40°C to 60°C (-40°F to 140°F)</p>	<p><b>Flammability:</b> Meets UL94 requirements, V2 rated</p> <p><b>Temperature rating:</b> -40°C to 60°C (-40°F to 140°F)</p>
<b>Electrical specifications</b>	<p><b>Dielectric voltage:</b> Twice the device rating + 1000V per UL498</p> <p><b>Current interrupting:</b> Yes, at full-rated current</p> <p><b>Temperature rise:</b> Max. 30°C (86°F) after 200 cycles of overload</p>	<p><b>Dielectric voltage:</b> Twice the device rating + 1000V per UL498</p> <p><b>Current interrupting:</b> Yes, at full-rated current</p> <p><b>Temperature rise:</b> Max. 30°C (86°F) after 200 cycles of overload</p>	<p><b>Dielectric voltage:</b> Twice the device rating + 1000V per UL498</p> <p><b>Current interrupting:</b> Yes, at full-rated current</p> <p><b>Temperature rise:</b> Max. 30°C (86°F) after 200 cycles of overload</p>
<b>Mechanical specifications</b>	<p><b>Terminal accommodation:</b> #16 - #12 AWG</p> <p><b>Voltage ratings:</b> Permanently marked on device</p>	<p><b>Terminal accommodation:</b> #16 - #12 AWG</p> <p><b>Voltage ratings:</b> Permanently marked on device</p>	<p><b>Terminal accommodation:</b> #16 - #8 AWG, except isolated ground: #14 - #8 AWG</p> <p><b>Voltage ratings:</b> Permanently marked on device</p>
<b>Materials</b>	<p><b>Outer shell:</b> Safety grip: nylon; auto grip: phenolic</p> <p><b>Interior body:</b> Safety grip: nylon; auto grip: phenolic</p> <p><b>Terminal retainer:</b> Polycarbonate</p> <p><b>Blades:</b> Brass</p> <p><b>Line contacts:</b> Brass</p> <p><b>Terminal clamps:</b> Steel, zinc plated</p> <p><b>Terminal screws:</b> Brass</p> <p><b>Ground screw:</b> Brass</p> <p><b>Assembly screws:</b> Steel, zinc plated</p> <p><b>Gasket/dust shield:</b> Neoprene</p> <p><b>Cord clamp screws:</b> Steel, zinc plated</p> <p><b>Cord clamp:</b> Steel, zinc plated</p>	<p><b>Outer shell:</b> Nylon</p> <p><b>Interior body:</b> Nylon</p> <p><b>Terminal retainer:</b> Polycarbonate</p> <p><b>Blades:</b> Brass</p> <p><b>Line contacts:</b> Brass</p> <p><b>Terminal clamps:</b> Steel, zinc plated</p> <p><b>Terminal screws:</b> Brass</p> <p><b>Ground screw:</b> Brass</p> <p><b>Assembly screws:</b> Steel, zinc plated</p> <p><b>Gasket/dust shield:</b> Neoprene</p> <p><b>Cord clamp screws:</b> Steel, zinc plated</p> <p><b>Cord clamp:</b> Steel, zinc plated</p>	<p><b>Outer shell:</b> Nylon</p> <p><b>Interior body:</b> Nylon</p> <p><b>Terminal retainer:</b> Polycarbonate</p> <p><b>Blades:</b> Brass</p> <p><b>Line contacts:</b> Connectors: zinc plated</p> <p><b>Terminal clamps:</b> Steel</p> <p><b>Terminal screws:</b> #10-32 brass, neutral screw nickel plated</p> <p><b>Ground screw:</b> #10-32 brass, green</p> <p><b>Assembly screws:</b> Steel, zinc plated</p> <p><b>Gasket/dust shield:</b> Neoprene</p> <p><b>Cord clamp screws:</b> Steel, zinc plated</p> <p><b>Cord clamp:</b> Nylon</p>

Compliances, specifications and availability are subject to change without notice.

# Locking devices specification & performance data

## Industrial grade 15A, 20A & 30A locking plugs & connectors

### Product description

2-pole, 3-wire grounding; 3-pole, 3-wire non-grounding;  
3-pole, 4-wire grounding; 4-pole, 4-wire non-grounding;  
4-pole, 5-wire grounding

Device type	20A & 30A ultra grip plugs & connectors: L5-20, L5-30, L8-30, L10-30, L11-30, L18-20, L18-30, L21-20, L21-30, L22-20, L22-30	15A & 20A plugs & connectors, 2-pole, 2-wire: NEMA L1-15, safety grip NEMA L2-20
<b>Wiring type</b>	Back wire	Back wire
<b>Testing &amp; code compliance</b>	<ul style="list-style-type: none"> <li>cULus Listed to UL498, file no. E3663, except L10-30: UL Listed; L2120_F &amp; L2130_F series not listed</li> <li>L8-30 cUL Listed to C22.2, no. 42, file no. E3663</li> <li>NOM certified, except L8-30, L10-30, L22-30, L2120_F series</li> </ul>	<ul style="list-style-type: none"> <li>Listed to UL498, file no. E3663</li> <li>cUL Listed to C22.2, no. 42 file no. E3663</li> <li>L2-20 cUL Listed to C22.2, no. 42, file no. E3663</li> <li>L2-20 NOM certified</li> </ul>
<b>Environmental specifications</b>	<p><b>Flammability:</b> Meets UL94 requirements, V2 rated</p> <p><b>Temperature rating:</b> -40°C to 60°C (-40°F to 140°F), except flat cable: -40°C to 75°C (-40°F to 167°F)</p>	<p><b>Flammability:</b> Meets UL94 requirements, V2 rated</p> <p><b>Temperature rating:</b> -40°C to 60°C (-40°F to 140°F)</p>
<b>Electrical specifications</b>	<p><b>Dielectric voltage:</b> Twice the device rating + 1000V per UL498</p> <p><b>Current interrupting:</b> Yes, at full-rated current</p> <p><b>Temperature rise:</b> Max. 30°C (86°F) after 200 cycles of overload, except flat cable: 50 cycles of overload at 150% of rated current (DC)</p>	<p><b>Dielectric voltage:</b> Twice the device rating + 1000V per UL498</p> <p><b>Current interrupting:</b> Yes, at full-rated current</p> <p><b>Temperature rise:</b> Max. 30°C (86°F) after 200 cycles of overload</p>
<b>Mechanical specifications</b>	<p><b>Terminal accommodation:</b> #16 - #8 AWG, except Isolated ground &amp; flat cable: #14 - #8 AWG</p> <p><b>Voltage ratings:</b> Permanently marked on device</p>	<p><b>Terminal accommodation:</b> #16 - #12 AWG</p> <p><b>Voltage ratings:</b> Permanently marked on device</p>
<b>Materials:</b>	<p><b>Outer shell:</b> Nylon</p> <p><b>Interior body:</b> Nylon</p> <p><b>Terminal retainer:</b> Polycarbonate</p> <p><b>Blades:</b> Brass</p> <p><b>Line contacts:</b> Brass</p> <p><b>Terminal clamps:</b> Steel, zinc plated</p> <p><b>Terminal screws:</b> #10-32 brass, neutral screw nickel plated</p> <p><b>Ground screw:</b> #10-32 brass, green</p> <p><b>Assembly screws:</b> Steel, zinc plated</p> <p><b>Gasket/dust shield:</b> Neoprene</p> <p><b>Cord clamp screws:</b> Steel, zinc plated</p> <p><b>Cord clamp:</b> Nylon, except flat cable: glass-filled nylon</p>	<p><b>Outer shell:</b> Nylon, except L1-15: phenolic</p> <p><b>Interior body:</b> Nylon, except L1-15: phenolic</p> <p><b>Terminal retainer:</b> N/A</p> <p><b>Blades:</b> Brass</p> <p><b>Line contacts:</b> Connectors: zinc plated</p> <p><b>Terminal clamps:</b> Steel, zinc plated</p> <p><b>Terminal screws:</b> Brass</p> <p><b>Ground screw:</b> Brass</p> <p><b>Assembly screws:</b> Steel, zinc plated</p> <p><b>Gasket/dust shield:</b> Neoprene</p> <p><b>Cord clamp screws:</b> Steel, zinc plated</p> <p><b>Cord clamp:</b> Steel, zinc plated</p>

Compliances, specifications and availability are subject to change without notice.

## Industrial grade 15A locking receptacles

### Product description

2-pole, 3-wire grounding; 3-pole, 3-wire non-grounding;  
3-pole, 4-wire grounding; 4-pole, 4-wire non-grounding;  
4-pole, 5-wire grounding

Device type	15A single receptacles: NEMA L5-15, L6-15, L7-15	15A duplex receptacles: NEMA L5-15, L6-15, L7-15	15A single & duplex receptacles: Non-NEMA 10/15A	15A isolated ground single & duplex receptacles: NEMA L5-15, L6-15
<b>Wiring type</b>	Back & side wire	Back & side wire	Back & side wire	Back & side wire
<b>Testing &amp; code compliance</b>	<ul style="list-style-type: none"> <li>Listed to UL498, file no. 2369</li> <li>UL verified to Fed Spec WC-596G, except CWL515R</li> <li>CSA certified to C22.2, no. 42</li> </ul>	<ul style="list-style-type: none"> <li>Listed to UL498, file no. 2369</li> <li>UL verified to Fed Spec WC-596G</li> <li>CSA certified to C22.2, no. 42</li> </ul>	<ul style="list-style-type: none"> <li>UL recognized component, file no. E2369</li> </ul>	<ul style="list-style-type: none"> <li>Listed to UL498, file no. 2369</li> <li>CSA certified to C22.2, no. 42, except IGL615R</li> </ul>
<b>Environmental specifications</b>	<p><b>Flammability:</b> Meets UL94 requirements, V0 rated</p> <p><b>Temperature rating:</b> -40°C to 115°C (-40°F to 239°F)</p>	<p><b>Flammability:</b> Meets UL94 requirements, V0 rated</p> <p><b>Temperature rating:</b> -40°C to 115°C (-40°F to 239°F)</p>	<p><b>Flammability:</b> Meets UL94 requirements, V0 rated</p> <p><b>Temperature rating:</b> -40°C to 115°C (-40°F to 239°F)</p>	<p><b>Flammability:</b> Meets UL94 requirements, V0 rated</p> <p><b>Temperature rating:</b> -40°C to 115°C (-40°F to 239°F)</p>
<b>Electrical specifications</b>	<p><b>Dielectric voltage:</b> ≤300V: 2000V, 301-600V: 3000V per UL498</p> <p><b>Current interrupting:</b> Yes, at full-rated current</p> <p><b>Temperature rise:</b> Max. 30°C (86°F) after 150 cycles of overload @ 200% of rated current (DC)</p>	<p><b>Dielectric voltage:</b> ≤300V: 2000V, 301-600V: 3000V per UL498</p> <p><b>Current interrupting:</b> Yes, at full-rated current</p> <p><b>Temperature rise:</b> Max. 30°C (86°F) after 150 cycles of overload @ 200% of rated current (DC)</p>	<p><b>Dielectric voltage:</b> ≤300V: 2000V, 301-600V: 3000V per UL498</p> <p><b>Current interrupting:</b> Yes, at full-rated current</p> <p><b>Temperature rise:</b> Max. 30°C (86°F) after 150 cycles of overload @ 200% of rated current (DC)</p>	<p><b>Dielectric voltage:</b> ≤300V: 2000V, 301-600V: 3000V per UL498</p> <p><b>Current interrupting:</b> Yes, at full-rated current</p> <p><b>Temperature rise:</b> Max. 30°C (86°F) after 100 cycles of overload @ 150% of rated current (DC)</p>
<b>Mechanical specifications</b>	<p><b>Terminal accommodation:</b> #14 - #10 AWG</p> <p><b>Voltage ratings:</b> Permanently marked on device</p>	<p><b>Terminal accommodation:</b> #14 - #10 AWG</p> <p><b>Voltage ratings:</b> Permanently marked on device</p>	<p><b>Terminal accommodation:</b> #14 - #10 AWG</p> <p><b>Voltage ratings:</b> Permanently marked on device</p>	<p><b>Terminal accommodation:</b> #14 - #10 AWG</p> <p><b>Voltage ratings:</b> Permanently marked on device</p>
<b>Materials</b>	<p><b>Face:</b> Glass-filled nylon</p> <p><b>Base:</b> Glass-filled nylon</p> <p><b>Mounting strap:</b> .050" thick pre-plated steel</p> <p><b>Auto ground clip:</b> N/A</p> <p><b>Line contacts:</b> 0.032" thick brass</p> <p><b>Terminal screws:</b> #8-32 steel screws, nickel plated</p> <p><b>Ground screw:</b> #8-32 brass screw, green</p> <p><b>Mounting screws:</b> Steel, zinc plated</p>	<p><b>Face:</b> Glass-filled nylon</p> <p><b>Base:</b> Glass-filled nylon</p> <p><b>Mounting strap:</b> .050" thick pre-plated steel</p> <p><b>Auto ground clip:</b> Yes</p> <p><b>Line contacts:</b> 0.032" thick brass</p> <p><b>Terminal screws:</b> #8-32 steel screws, nickel plated</p> <p><b>Ground screw:</b> #8-32 brass screw, green</p> <p><b>Mounting screws:</b> Steel, zinc plated</p>	<p><b>Face:</b> Glass-filled nylon</p> <p><b>Base:</b> Glass-filled nylon</p> <p><b>Mounting strap:</b> .050" thick pre-plated steel</p> <p><b>Auto ground clip:</b> Yes</p> <p><b>Line contacts:</b> 0.032" thick brass</p> <p><b>Terminal screws:</b> #8-32 steel screws, nickel plated</p> <p><b>Ground screw:</b> #8-32 brass screw, green</p> <p><b>Mounting screws:</b> Steel, zinc plated</p>	<p><b>Face:</b> Glass-filled nylon</p> <p><b>Base:</b> Glass-filled nylon</p> <p><b>Mounting strap:</b> .050" thick pre-plated steel</p> <p><b>Auto ground clip:</b> Yes</p> <p><b>Line contacts:</b> 0.036" thick brass</p> <p><b>Terminal screws:</b> #8-32 steel screws, nickel plated</p> <p><b>Ground screw:</b> #8-32 brass screw, green</p> <p><b>Mounting screws:</b> Steel, zinc plated</p>

Compliances, specifications and availability are subject to change without notice.

# Locking devices specification & performance data

## Industrial grade 15A, 20A & 30A locking receptacles

### Product description

2-pole, 3-wire grounding; 3-pole, 3-wire non-grounding;  
3-pole, 4-wire grounding; 4-pole, 4-wire non-grounding;  
4-pole, 5-wire grounding

Device type	20A single receptacles: NEMA L5-20, L6-20, L7-20, L8-20, L9-20, L10-20, L11-20, L12-20, L14-20, L15-20, L16-20, L18-20, L19-20, L20-20, L21-20, L22-20, L23-20, non-NEMA 20A	30A single receptacles: NEMA L5-30, L6-30, L7-30, L8-30, L9-30, L10-30, L11-30, L12-30, L13-30, L14-30, L15-30, L16-30, L17-30, L18-30, L19-30, L20-30, L21-30, L22-30, L23-30, non-NEMA 30A	20A & 30A isolated ground single receptacles: NEMA L5-20, L6-20, L7-20, L8-20, L5-30, L6-30, L7-30, L8-30, L14-20, L15-20, L16-20, L14-30, L15-30, L16-30, L21-20, L22-20, L23-20, L21-30, L22-30, L23-30	15A & 20A receptacles, 2-pole, 2-wire: NEMA L1-15, L2-20
<b>Wiring type</b>	Back & side wire	Back & side wire	Back & side wire	Back & side wire
<b>Testing &amp; code compliance</b>	<ul style="list-style-type: none"> <li>Listed to UL498, file no. E2369</li> <li>NEMA L5-20, L6-20, L7-20, L10-20, L14-20, L15-20, L18-20 &amp; L21-20 also UL verified to Fed Spec WC-596G</li> <li>CSA certified to C22.2, no. 42 except 7310B, NEMA L11-20, L12-20, 7410B, L18-20, L19-20, L20-20</li> <li>NEMA L11-20, L14-20, L15-20, L18-20, L21-20, L22-20 also NOM certified</li> </ul>	<ul style="list-style-type: none"> <li>Listed to UL498, file no. E2369</li> <li>NEMA L5-30, L6-30, L7-30, L14-30, L15-30, L20-30, L21-30, L23-30 also UL verified to Fed Spec WC-596G</li> <li>CSA certified to C22.2, no. 42 except NEMA L11-20, L12-20, AH3330-2, L10-30, L11-30, L12-30, L13-30, AH3430, L18-30, L19-30, L20-30</li> <li>NEMA L5-30, L10-30, L11-30, L14-30, L15-30, L18-30 also NOM certified</li> </ul>	<ul style="list-style-type: none"> <li>Listed to UL498, file no. E2369</li> <li>CSA certified to C22.2, no. 42 except NEMA L5-30</li> <li>NOM certified, except for L7-20, L8-20, L6-30, L7-30, L8-30, L16-20, L21-30, L22-30, L23-30</li> </ul>	<ul style="list-style-type: none"> <li>Listed to UL498, file no. E2369</li> </ul>
<b>Environmental specifications</b>	<p><b>Flammability:</b> Meets UL94 requirements, V0 rated</p> <p><b>Temperature rating:</b> -40°C to 60°C (-40°F to 140°F)</p>	<p><b>Flammability:</b> Meets UL94 requirements, V0 rated</p> <p><b>Temperature rating:</b> -40°C to 60°C (-40°F to 140°F)</p>	<p><b>Flammability:</b> Meets UL94 requirements, V0 rated</p> <p><b>Temperature rating:</b> -40°C to 70°C (-40°F to 158°F)</p>	<p><b>Flammability:</b> Meets UL94 requirements, V0 rated</p> <p><b>Temperature rating:</b> -40°C to 105°C (-40°F to 221°F)</p>
<b>Electrical specifications</b>	<p><b>Dielectric voltage:</b> ≤300V: 2000V, 301-600V: 3000V per UL498</p> <p><b>Current interrupting:</b> Yes, at full-rated current</p> <p><b>Temperature rise:</b> Max. 30°C (86°F) after 200 cycles of overload @ 200% of rated current (DC)</p>	<p><b>Dielectric voltage:</b> ≤300V: 2000V, 301-600V: 3000V per UL498</p> <p><b>Current interrupting:</b> Yes, at full-rated current</p> <p><b>Temperature rise:</b> Max. 30°C (86°F) after 200 cycles of overload @ 200% of rated current (DC)</p>	<p><b>Dielectric voltage:</b> ≤300V: 2000V, 301-600V: 3000V per UL498</p> <p><b>Current interrupting:</b> Yes, at full-rated current</p> <p><b>Temperature rise:</b> Max. 30°C (86°F) after 200 cycles of overload @ 200% of rated current (DC)</p>	<p><b>Dielectric voltage:</b> ≤300V: 2000V, 301-600V: 3000V per UL498</p> <p><b>Current interrupting:</b> Yes, at full-rated current</p> <p><b>Temperature rise:</b> Max. 30°C (86°F) after 200 cycles of overload @ 150% of rated current (DC)</p>
<b>Mechanical specifications</b>	<p><b>Terminal accommodation:</b> #14 - #8 AWG</p> <p><b>Voltage ratings:</b> Permanently marked on device</p>	<p><b>Terminal accommodation:</b> #14 - #8 AWG</p> <p><b>Voltage ratings:</b> Permanently marked on device</p>	<p><b>Terminal accommodation:</b> #14 - #8 AWG</p> <p><b>Voltage ratings:</b> Permanently marked on device</p>	<p><b>Terminal accommodation:</b> #14 - #10 AWG</p> <p><b>Voltage ratings:</b> Permanently marked on device</p>
<b>Materials</b>	<p><b>Face:</b> Glass-filled nylon</p> <p><b>Base:</b> Glass-filled nylon</p> <p><b>Mounting strap:</b> .050" thick steel, zinc plated</p> <p><b>Line contacts:</b> 0.042" thick brass</p> <p><b>Terminal screws:</b> #10-32 brass, neutral screw nickel plated</p> <p><b>Ground screw:</b> #10-32 brass, green</p> <p><b>Contact springs:</b> .040" thick brass</p> <p><b>Terminal clamps/plates:</b> .040" thick brass</p> <p><b>Ground contacts:</b> .040" thick brass</p> <p><b>Back plate:</b> .040" thick brass, nickel plated</p> <p><b>Mounting screws:</b> Steel, zinc plated</p>	<p><b>Face:</b> Glass-filled nylon</p> <p><b>Base:</b> Glass-filled nylon</p> <p><b>Mounting strap:</b> .050" thick steel, zinc plated</p> <p><b>Line contacts:</b> 0.042" thick brass</p> <p><b>Terminal screws:</b> #10-32 brass, neutral screw nickel plated</p> <p><b>Ground screw:</b> #10-32 brass, green</p> <p><b>Contact springs:</b> .040" thick brass</p> <p><b>Terminal clamps/plates:</b> .040" thick brass</p> <p><b>Ground contacts:</b> .040" thick brass</p> <p><b>Back plate:</b> .040" thick brass, nickel plated</p> <p><b>Mounting screws:</b> Steel, zinc plated</p>	<p><b>Face:</b> Glass-filled nylon</p> <p><b>Base:</b> Glass-filled nylon</p> <p><b>Mounting strap:</b> .050" thick steel, zinc plated</p> <p><b>Line contacts:</b> 0.042" thick brass</p> <p><b>Terminal screws:</b> #10-32 brass, neutral screw nickel plated</p> <p><b>Ground screw:</b> #10-32 brass, green</p> <p><b>Contact springs:</b> .040" thick brass</p> <p><b>Terminal clamps/plates:</b> .040" thick brass</p> <p><b>Ground contacts:</b> .040" thick brass</p> <p><b>Back plate:</b> .040" thick brass, nickel plated</p> <p><b>Mounting screws:</b> Steel, zinc plated</p>	<p><b>Face:</b> Glass-filled nylon</p> <p><b>Base:</b> Glass-filled nylon</p> <p><b>Mounting strap:</b> .050" thick steel, zinc plated</p> <p><b>Line contacts:</b> 0.032" thick brass, bronze</p> <p><b>Terminal screws:</b> #8-32 steel, nickel plated</p> <p><b>Ground screw:</b> #8-32 brass, green</p> <p><b>Contact springs:</b> 0.032" thick brass, bronze</p> <p><b>Terminal clamps/plates:</b> 0.070" thick steel, zinc plated</p> <p><b>Ground contacts:</b> N/A</p> <p><b>Back plate:</b> N/A</p> <p><b>Mounting screws:</b> Steel, zinc plated</p>

Compliances, specifications and availability are subject to change without notice.



# Locking devices specification & performance data

## Industrial grade 15A, 20A & 30A locking flanged inlets & outlets

### Product description

2-pole, 3-wire grounding; 3-pole, 3-wire non-grounding;  
3-pole, 4-wire grounding; 4-pole, 4-wire non-grounding;  
4-pole, 5-wire grounding

Device type	15A flanged inlets & flanged outlets: NEMA L5-15, L6-15, L7-15	15A & 20A flanged inlets & outlets, 2-pole, 2-wire: NEMA L1-15, L2-20	20A & 30A flanged inlets & flanged outlets: AHL520FI, AHL520FO, AHL620FI, AHL830FI, AHL1120FO, AHL1430FI, AHL1430FO, AHL2130FI, AHL2130FO
<b>Wiring type</b>	Back wire	Side wire	Back wire
<b>Testing &amp; code compliance</b>	<ul style="list-style-type: none"> <li>Listed to UL498, file no. E2369</li> <li>CWL615FI, CWL715FI also cUL listed to UL498, file no. E3663</li> <li>CWL615FI also UL verified to Fed Spec WC-596/102-1</li> <li>CSA certified to C22.2, no.42 except CWL515FO</li> </ul>	<ul style="list-style-type: none"> <li>Listed to UL498, file no. E2369</li> </ul>	<ul style="list-style-type: none"> <li>AHL520FI, AHL520FO, AHL1430FO, AHL2130FI listed to UL498, file no. E2369; AHL1430FI, AHL2130FO is file no. E3663</li> <li>AHL620FI, AHL830FI, AHL1120FO cULus Listed to UL498, file no. E3663</li> <li>AHL520FO, AHL1430FI, AHL2130FI, AHL2130FO also CSA certified to C22.2, no. 42</li> <li>AHL830FI, AHL1120FO, AHL1430FO CSA certified to C22.2, no. 42</li> <li>AHL1430FI, AHL1430FO, AHL2130FI, AHL2130FO NOM certified</li> </ul>
<b>Environmental specifications</b>	<p><b>Flammability:</b> Meets UL94 requirements, V2 rated</p> <p><b>Temperature rating:</b> -40°C to 75°C (-40°F to 167°F)</p>	<p><b>Flammability:</b> Meets UL94 requirements, V0 rated</p> <p><b>Temperature rating:</b> -40°C to 105°C (-40°F to 221°F)</p>	<p><b>Flammability:</b> Meets UL94 requirements, V2 rated</p> <p><b>Temperature rating:</b> -40°C to 60°C (-40°F to 140°F)</p>
<b>Electrical specifications</b>	<p><b>Dielectric voltage:</b> ≤300V: 2000V, 301-600V: 3000V per UL498</p> <p><b>Current interrupting:</b> Yes, at full-rated current</p> <p><b>Temperature rise:</b> Flanged outlets: max. 30°C (86°F) after 50 cycles of overload @ 150% of rated current (DC); flanged inlets; max. 30°C (86°F) @ maximum rated current (DC)</p>	<p><b>Dielectric voltage:</b> ≤300V: 2000V, 301-600V: 3000V per UL498</p> <p><b>Current interrupting:</b> Yes, at full-rated current</p> <p><b>Temperature rise:</b> Flanged outlets: max. 30°C (86°F) after 50 cycles of overload @ 150% of rated current (DC); flanged inlets; max. 30°C (86°F) @ maximum rated current (DC)</p>	<p><b>Dielectric voltage:</b> ≤300V: 2000V, 301-600V: 3000V per UL498</p> <p><b>Current interrupting:</b> Yes, at full-rated current</p> <p><b>Temperature rise:</b> Flanged outlets: max. 30°C (86°F) after 50 cycles of overload @ 150% of rated current (DC); flanged inlets; max. 30°C (86°F) @ maximum rated current (DC)</p>
<b>Mechanical specifications</b>	<p><b>Terminal accommodation:</b> #14 - #8 AWG</p> <p><b>Voltage ratings:</b> Permanently marked on device</p>	<p><b>Terminal accommodation:</b> #14 - #8 AWG</p> <p><b>Voltage ratings:</b> Permanently marked on device</p>	<p><b>Terminal accommodation:</b> #14 - #8 AWG</p> <p><b>Voltage ratings:</b> Permanently marked on device</p>
<b>Materials</b>	<p><b>Flanged housing:</b> Nylon</p> <p><b>Interior body:</b> Nylon</p> <p><b>Terminal retainer:</b> Polycarbonate</p> <p><b>Blades:</b> .060" thick brass</p> <p><b>Line contacts:</b> .060" thick brass</p> <p><b>Terminal clamps:</b> Steel</p> <p><b>Terminal screws:</b> #8-32 brass</p> <p><b>Ground screw:</b> #8-32 brass, green</p> <p><b>Assembly screws:</b> Steel, zinc plated</p> <p><b>Mounting screws:</b> Steel, zinc plated</p>	<p><b>Flanged housing:</b> Plated brass</p> <p><b>Interior body:</b> Glass-filled nylon, except L2-20: nylon</p> <p><b>Terminal retainer:</b> N/A</p> <p><b>Blades:</b> .060" thick brass</p> <p><b>Line contacts:</b> .060" thick brass</p> <p><b>Terminal clamps:</b> N/A</p> <p><b>Terminal screws:</b> #6-32 brass</p> <p><b>Ground screw:</b> #6-32 brass, green</p> <p><b>Assembly screws:</b> Steel, zinc plated</p> <p><b>Mounting screws:</b> Steel, zinc plated</p>	<p><b>Flanged housing:</b> Nylon</p> <p><b>Interior body:</b> Nylon</p> <p><b>Terminal retainer:</b> Polycarbonate</p> <p><b>Blades:</b> .060" thick brass</p> <p><b>Line contacts:</b> .060" thick brass</p> <p><b>Terminal clamps:</b> Steel</p> <p><b>Terminal screws:</b> #10-32 brass, neutral screw nickel plated</p> <p><b>Ground screw:</b> #10-32 brass, green</p> <p><b>Assembly screws:</b> Steel, zinc plated</p> <p><b>Mounting screws:</b> Steel, zinc plated</p>

Compliances, specifications and availability are subject to change without notice.

## Industrial grade 20A & 30A locking flanged inlets & outlets

### Product description

2-pole, 3-wire grounding; 3-pole, 3-wire non-grounding;  
3-pole, 4-wire grounding; 4-pole, 4-wire non-grounding;  
4-pole, 5-wire grounding

Device type	20A & 30A flanged inlets: L7-20, L8-20, L5-30, L6-30, L7-30, L10-20, L11-20, L10-30, L11-30, L14-20, L15-20, L16-20, L15-30, L16-30, L17-30, L18-20, L19-20, L20-20, L18-30, L19-30, L20-30, L21-20, L22-20, L23-20, L22-30, L23-30, Non-NEMA 20A, non-NEMA 30A, non-NEMA 20/10A	20A & 30A flanged outlets: L8-20, L6-30, L7-30, L8-30, L10-20, L14-20, L15-20, L16-20, L15-30, L16-30, L17-30, L21-20, L22-20, L23-20, L22-30, L23-30	20A & 30A flanged outlets: L6-20, L7-20, L5-30, L10-30, L11-30, L18-20, L19-20, L20-20, L18-30, L19-30, L20-30, non-NEMA 20A, non-NEMA 30A, non-NEMA 20/10A
<b>Wiring type</b>	Back wire	Back wire	Back wire
<b>Testing &amp; code compliance</b>	<ul style="list-style-type: none"> <li>Listed to UL498 file no. E3663</li> <li>cUL Listed to UL498, file no. E3663</li> </ul>	<ul style="list-style-type: none"> <li>Listed to UL498 file no. E2369</li> <li>CSA certified to C22.2, no. 42</li> </ul>	<ul style="list-style-type: none"> <li>Listed to UL498 file no. E2369</li> <li>CSA certified to C22.2, no. 42</li> </ul>
<b>Environmental specifications</b>	<p><b>Flammability:</b> Meets UL94 requirements, V2 rated</p> <p><b>Temperature rating:</b> -40°C to 60°C (-40°F to 140°F)</p>	<p><b>Flammability:</b> Meets UL94 requirements, V2 rated</p> <p><b>Temperature rating:</b> -40°C to 60°C (-40°F to 140°F)</p>	<p><b>Flammability:</b> Meets UL94 requirements, V2 rated</p> <p><b>Temperature rating:</b> -40°C to 60°C (-40°F to 140°F)</p>
<b>Electrical specifications</b>	<p><b>Dielectric voltage:</b> ≤300V: 2000V, 301-600V: 3000V per UL498</p> <p><b>Current interrupting:</b> Yes, at full-rated current</p> <p><b>Temperature rise:</b> Max. 30°C (86°F) @ maximum rated current (DC)</p>	<p><b>Dielectric voltage:</b> ≤300V: 2000V, 301-600V: 3000V per UL498</p> <p><b>Current interrupting:</b> Yes, at full-rated current</p> <p><b>Temperature rise:</b> Max. 30°C (86°F) after 50 cycles of overload @ 150% of rated current (DC)</p>	<p><b>Dielectric voltage:</b> ≤300V: 2000V, 301-600V: 3000V per UL498</p> <p><b>Current interrupting:</b> Yes, at full-rated current</p> <p><b>Temperature rise:</b> Max. 30°C (86°F) after 50 cycles of overload @ 150% of rated current (DC)</p>
<b>Mechanical specifications</b>	<p><b>Terminal accommodation:</b> #14 - #8 AWG</p> <p><b>Voltage ratings:</b> Permanently marked on device</p>	<p><b>Terminal accommodation:</b> #14 - #8 AWG</p> <p><b>Voltage ratings:</b> Permanently marked on device</p>	<p><b>Terminal accommodation:</b> #14 - #8 AWG</p> <p><b>Voltage ratings:</b> Permanently marked on device</p>
<b>Materials</b>	<p><b>Flanged housing:</b> Nylon</p> <p><b>Interior body:</b> Nylon</p> <p><b>Terminal retainer:</b> Polycarbonate</p> <p><b>Blades:</b> .060" thick brass</p> <p><b>Line contacts:</b> .060" thick brass</p> <p><b>Terminal clamps:</b> Steel</p> <p><b>Terminal screws:</b> #10-32 brass, neutral screw nickel plated</p> <p><b>Ground screw:</b> #10-32 brass, green</p> <p><b>Assembly screws:</b> Steel, zinc plated</p> <p><b>Mounting screws:</b> Steel, zinc plated</p>	<p><b>Flanged housing:</b> Nylon</p> <p><b>Interior body:</b> Nylon</p> <p><b>Terminal retainer:</b> Polycarbonate</p> <p><b>Blades:</b> .060" thick brass</p> <p><b>Line contacts:</b> .060" thick brass</p> <p><b>Terminal clamps:</b> Steel</p> <p><b>Terminal screws:</b> #10-32 brass, neutral screw nickel plated</p> <p><b>Ground screw:</b> #10-32 brass, green</p> <p><b>Assembly screws:</b> Steel, zinc plated</p> <p><b>Mounting screws:</b> Steel, zinc plated</p>	<p><b>Flanged housing:</b> Nylon</p> <p><b>Interior body:</b> Nylon</p> <p><b>Terminal retainer:</b> Polycarbonate</p> <p><b>Blades:</b> .060" thick brass</p> <p><b>Line contacts:</b> .060" thick brass</p> <p><b>Terminal clamps:</b> Steel</p> <p><b>Terminal screws:</b> #10-32 brass, neutral screw nickel plated</p> <p><b>Ground screw:</b> #10-32 brass, green</p> <p><b>Assembly screws:</b> Steel, zinc plated</p> <p><b>Mounting screws:</b> Steel, zinc plated</p>

Compliances, specifications and availability are subject to change without notice.

# Locking devices specification & performance data

## Industrial grade midget type locking devices

### Product description

2-pole, 3-wire grounding; 3-pole, 3-wire non-grounding;  
3-pole, 4-wire grounding; 4-pole, 4-wire non-grounding;  
4-pole, 5-wire grounding

Device type	Midget locking plugs & connectors: NEMA ML1, ML2, ML3	Midget locking flanged inlets & flanged outlets: NEMA ML1, ML2, ML3
<b>Wiring type</b>	Side wire	Back wire
<b>Testing &amp; code compliance</b>	<ul style="list-style-type: none"> <li>cULus Listed to UL498, file no. E3663</li> <li>NEMA ML2: CSA certified to C22.2, no. 42</li> <li>7484: cULus Listed to C22.2, no. 42</li> </ul>	<ul style="list-style-type: none"> <li>Listed to UL498 file no. E3663 (inlets) E2369 (outlets)</li> <li>Flanged inlets: cULus Listed to UL498, file no. E3663</li> <li>Flanged outlets: CSA certified to C22.2, no. 42</li> </ul>
<b>Environmental specifications</b>	<p><b>Flammability:</b> Meets UL94 requirements, V2 rated</p> <p><b>Temperature rating:</b> -40°C to 95°C (-40°F to 203°F), except nylon: -40°C to 75°C (-40°F to 167°F)</p>	<p><b>Flammability:</b> Meets UL94 requirements, V0 rated</p> <p><b>Temperature rating:</b> -40°C to 150°C (-40°F to 302°F), except construction including nylon: -40°C to 75°C (-40°F to 167°F)</p>
<b>Electrical specifications</b>	<p><b>Dielectric voltage:</b> Twice the device rating + 1000V per UL498</p> <p><b>Current interrupting:</b> Yes, at full-rated current</p> <p><b>Temperature rise:</b> Max. 30°C (86°F) after 50 cycles of overload @ 150% rated current (DC)</p>	<p><b>Dielectric voltage:</b> ≤300V: 2000V, 301-600V: 3000V per UL498</p> <p><b>Current interrupting:</b> Yes, at full-rated current</p> <p><b>Temperature rise:</b> Max. 30°C (86°F) after 50 cycles of overload @ 250V and 15A</p>
<b>Mechanical specifications</b>	<p><b>Terminal accommodation:</b> #16 - #12 AWG</p> <p><b>Voltage ratings:</b> Permanently marked on device</p>	<p><b>Terminal accommodation:</b> #16 - #12 AWG</p> <p><b>Voltage ratings:</b> Permanently marked on device</p>
<b>Materials</b>	<p><b>Outer shell:</b> Phenolic, except 7593, 7484: nylon</p> <p><b>Interior body:</b> Nylon, except 7593, 7484: glass-filled nylon</p> <p><b>Blades:</b> 0.060" thick brass</p> <p><b>Line contacts:</b> 0.030" thick brass</p> <p><b>Terminal screws:</b> #5-40 brass</p> <p><b>Ground screw:</b> #5-40 brass</p> <p><b>Assembly screws:</b> Steel, zinc plated</p> <p><b>Cord clamp screws:</b> Zinc, except 7593, 7484: steel, zinc plated</p>	<p><b>Outer shell:</b> Plated brass, except 7595, 7486N: nylon</p> <p><b>Interior body:</b> Phenolic, except 7468, 7596, 7595N, 7596N, 7486, 7487, 7487N: glass-filled nylon</p> <p><b>Blades:</b> 0.060" thick brass</p> <p><b>Line contacts:</b> 0.060" thick brass</p> <p><b>Terminal screws:</b> Brass</p> <p><b>Ground screw:</b> Brass</p> <p><b>Assembly screws:</b> Steel, zinc plated</p> <p><b>Cord clamp screws:</b> N/A</p>

Compliances, specifications and availability are subject to change without notice.

## Industrial grade 50A marine corrosion resistant locking devices

### Product description

2-pole, 3-wire grounding;  
3-pole, 4-wire grounding

Device type	50A marine grade corrosion resistant locking pro grip plugs & connectors	50A marine grade corrosion resistant locking armored plugs & connectors	50A marine grade corrosion resistant locking receptacles
<b>Wiring type</b>	Back wire	Back wire	Back wire
<b>Testing &amp; code compliance</b>	<ul style="list-style-type: none"> <li>cULus Listed to UL498, file no. E3663</li> </ul>	<ul style="list-style-type: none"> <li>cULus Listed to UL498, file no. E3663</li> <li>cUL Listed to CSA C22.2, no. 42</li> </ul>	<ul style="list-style-type: none"> <li>Listed to UL498, file no. E2369</li> <li>CSA certified to C22.2, no. 42</li> </ul>
<b>Environmental specifications</b>	<p><b>Flammability:</b> Meets UL94 requirements, V0 rated</p> <p><b>Temperature rating:</b> -40°C to 105°C (-40°F to 221°F)</p>	<p><b>Flammability:</b> Meets UL94 requirements, V0 rated</p> <p><b>Temperature rating:</b> -40°C to 95°C (-40°F to 203°F)</p>	<p><b>Flammability:</b> Meets UL94 requirements, V0 rated</p> <p><b>Temperature rating:</b> -40°C to 105°C (-40°F to 221°F)</p>
<b>Electrical specifications</b>	<p><b>Dielectric voltage:</b> Twice the device rating + 1000V per UL498</p> <p><b>Current interrupting:</b> Yes, at full-rated current</p> <p><b>Temperature rise:</b> 30°C (86°F) carrying max. rated current</p>	<p><b>Dielectric voltage:</b> Twice the device rating + 1000V per UL498</p> <p><b>Current interrupting:</b> Yes, at full-rated current</p> <p><b>Temperature rise:</b> 30°C (86°F) carrying max. rated current</p>	<p><b>Dielectric voltage:</b> ≤300V: 2000V, 301-600V: 3000V per UL498</p> <p><b>Current interrupting:</b> Yes, at full-rated current</p> <p><b>Temperature rise:</b> Max. 30°C (86°F) after 50 cycles of overload @ 150% of rated current (DC)</p>
<b>Mechanical specifications</b>	<p><b>Terminal accommodation:</b> #12 - #4 AWG</p> <p><b>Voltage ratings:</b> Permanently marked on device</p>	<p><b>Terminal accommodation:</b> #12 - #6 AWG</p> <p><b>Voltage ratings:</b> Permanently marked on device</p>	<p><b>Terminal accommodation:</b> #12 - #6 AWG</p> <p><b>Voltage ratings:</b> Permanently marked on device</p>
<b>Materials</b>	<p><b>Outer shell:</b> Nylon, impact modified</p> <p><b>Interior body:</b> Glass-filled nylon</p> <p><b>Terminal retainer:</b> Glass-filled nylon</p> <p><b>Blades:</b> Brass, nickel plated</p> <p><b>Line contacts:</b> Brass, nickel plated</p> <p><b>Ground shunt:</b> Phosphor bronze</p> <p><b>Terminal clamps:</b> Brass, nickel plated</p> <p><b>Terminal screws:</b> Brass, nickel plated</p> <p><b>Ground strap:</b> N/A</p> <p><b>Ground screw:</b> Brass, nickel plated</p> <p><b>Gasket/dust shield:</b> Neoprene rubber</p> <p><b>Cord clamp screws:</b> Stainless steel</p> <p><b>Cord clamp:</b> Nylon, impact modified</p> <p><b>Plug shroud:</b> Cold-rolled steel, nickel plated</p> <p><b>Receptacle mounting strap:</b> N/A</p>	<p><b>Outer shell:</b> Stainless steel</p> <p><b>Interior body:</b> Glass-filled nylon</p> <p><b>Terminal retainer:</b> Glass-filled nylon</p> <p><b>Blades:</b> Brass alloy, nickel plated</p> <p><b>Line contacts:</b> Brass, nickel plated</p> <p><b>Ground shunt:</b> Phosphor bronze</p> <p><b>Terminal clamps:</b> Brass, nickel plated</p> <p><b>Terminal screws:</b> Brass, nickel plated</p> <p><b>Ground strap:</b> N/A</p> <p><b>Ground screw:</b> Brass, nickel plated</p> <p><b>Gasket/dust shield:</b> Neoprene rubber</p> <p><b>Cord clamp screws:</b> Stainless steel</p> <p><b>Cord clamp:</b> Brass, nickel plated</p> <p><b>Plug shroud:</b> Stainless steel</p> <p><b>Receptacle mounting strap:</b> N/A</p>	<p><b>Outer shell:</b> Brass, nickel plated</p> <p><b>Interior body:</b> Glass-filled nylon</p> <p><b>Terminal retainer:</b> Glass-filled nylon</p> <p><b>Blades:</b> N/A</p> <p><b>Line contacts:</b> Brass, nickel plated</p> <p><b>Ground shunt:</b> Phosphor bronze</p> <p><b>Terminal clamps:</b> Brass, nickel plated</p> <p><b>Terminal screws:</b> Brass, nickel plated</p> <p><b>Ground strap:</b> Steel, nickel plated</p> <p><b>Ground screw:</b> Brass, nickel plated</p> <p><b>Gasket/dust shield:</b> N/A</p> <p><b>Cord clamp screws:</b> N/A</p> <p><b>Cord clamp:</b> N/A</p> <p><b>Plug shroud:</b> N/A</p> <p><b>Receptacle mounting strap:</b> 0.065" thick brass</p>

Compliances, specifications and availability are subject to change without notice.

## Industrial grade 50A locking devices

### Product description

2-pole, 3-wire grounding;  
3-pole, 4-wire grounding

Device type	50A locking pro grip plugs & connectors	50A locking armored plugs & connectors	50A locking receptacles	50A locking flanged inlets
<b>Wiring type</b>	Back wire	Back wire	Back wire	Back wire
<b>Testing &amp; code compliance</b>	<ul style="list-style-type: none"> <li>cULus Listed to UL498, file no. E3663</li> </ul>	<ul style="list-style-type: none"> <li>cULus Listed to UL498, file no. E3663</li> </ul>	<ul style="list-style-type: none"> <li>Listed to UL498, file no. E3663</li> <li>CSA certified to C22.2, no. 42</li> </ul>	<ul style="list-style-type: none"> <li>Listed to UL498, file no. E3663</li> <li>cUL Listed to CSA C22.2, no. 42</li> </ul>
<b>Environmental specifications</b>	<p><b>Flammability:</b> Meets UL94 requirements, V0 rated</p> <p><b>Temperature rating:</b> -40°C to 105°C (-40°F to 221°F)</p>	<p><b>Flammability:</b> Meets UL94 requirements, V0 rated</p> <p><b>Temperature rating:</b> -40°C to 95°C (-40°F to 203°F)</p>	<p><b>Flammability:</b> Meets UL94 requirements, V0 rated</p> <p><b>Temperature rating:</b> -40°C to 105°C (-40°F to 221°F)</p>	<p><b>Flammability:</b> Meets UL94 requirements, V0 rated</p> <p><b>Temperature rating:</b> -40°C to 105°C (-40°F to 221°F)</p>
<b>Electrical specifications</b>	<p><b>Dielectric voltage:</b> Twice the device rating + 1000V per UL498</p> <p><b>Current interrupting:</b> Yes, at full-rated current</p> <p><b>Temperature rise:</b> For connectors: max. 30°C (86°F) after 50 cycles of overload @ 150% of rated current (DC)</p>	<p><b>Dielectric voltage:</b> Twice the device rating + 1000V per UL498</p> <p><b>Current interrupting:</b> Yes, at full-rated current</p> <p><b>Temperature rise:</b> For connectors: max. 30°C (86°F) after 50 cycles of overload @ 150% of rated current (DC)</p>	<p><b>Dielectric voltage:</b> ≤300V: 2000V, 301-600V: 3000V per UL498</p> <p><b>Current interrupting:</b> Yes, at full-rated current</p> <p><b>Temperature rise:</b> Max. 30°C (86°F) after 50 cycles of overload @ 150% of rated current (DC)</p>	<p><b>Dielectric voltage:</b> ≤300V: 2000V, 301-600V: 3000V per UL498</p> <p><b>Current interrupting:</b> Yes, at full-rated current</p> <p><b>Temperature rise:</b> Max. 30°C (86°F) after 50 cycles of overload @ 150% of rated current (DC)</p>
<b>Mechanical specifications</b>	<p><b>Terminal accommodation:</b> #10 - #4 AWG</p> <p><b>Voltage ratings:</b> Permanently marked on device</p>	<p><b>Terminal accommodation:</b> #10 - #6 AWG</p> <p><b>Voltage ratings:</b> Permanently marked on device</p>	<p><b>Terminal accommodation:</b> #10 - #6 AWG</p> <p><b>Voltage ratings:</b> Permanently marked on device</p>	<p><b>Terminal accommodation:</b> #10 - #6 AWG</p> <p><b>Voltage ratings:</b> Permanently marked on device</p>
<b>Materials</b>	<p><b>Outer shell:</b> Nylon, impact modified</p> <p><b>Interior body:</b> Glass-filled nylon</p> <p><b>Terminal retainer:</b> Glass-filled nylon</p> <p><b>Blades:</b> Brass alloy</p> <p><b>Line contacts:</b> Brass alloy, zinc plated</p> <p><b>Ground shunt:</b> Connectors: 0.027" phosphor bronze</p> <p><b>Terminal clamps:</b> Brass alloy, zinc plated</p> <p><b>Terminal screws:</b> 3/8-27 brass</p> <p><b>Ground screw:</b> 3/8-27 brass</p> <p><b>Assembly/mounting screws:</b> N/A</p> <p><b>Gasket/dust shield:</b> Neoprene rubber</p> <p><b>Cord clamp screws:</b> Stainless steel</p> <p><b>Cord clamp:</b> Nylon, impact modified</p> <p><b>Plug shroud:</b> Cold-rolled steel, zinc plated</p> <p><b>Receptacle mounting strap:</b> N/A</p> <p><b>Flanged housing/base:</b> N/A</p>	<p><b>Outer shell:</b> Cold-rolled steel, zinc plated</p> <p><b>Interior body:</b> Glass-filled nylon</p> <p><b>Terminal retainer:</b> Glass-filled nylon</p> <p><b>Blades:</b> Brass alloy, nickel plated</p> <p><b>Line contacts:</b> Brass alloy, zinc plated</p> <p><b>Ground shunt:</b> Connectors: 0.027" phosphor bronze</p> <p><b>Terminal clamps:</b> Brass alloy, zinc plated</p> <p><b>Terminal screws:</b> 3/8-27 brass</p> <p><b>Ground screw:</b> 3/8-27 brass</p> <p><b>Assembly/mounting screws:</b> Steel, zinc plated</p> <p><b>Gasket/dust shield:</b> Neoprene rubber</p> <p><b>Cord clamp screws:</b> Stainless steel</p> <p><b>Cord clamp:</b> Steel, zinc plated (black)</p> <p><b>Plug shroud:</b> Cold-rolled steel, zinc plated</p> <p><b>Receptacle mounting strap:</b> N/A</p> <p><b>Flanged housing/base:</b> N/A</p>	<p><b>Outer shell:</b> Steel</p> <p><b>Interior body:</b> Glass-filled nylon</p> <p><b>Terminal retainer:</b> Glass-filled nylon</p> <p><b>Blades:</b> N/A</p> <p><b>Line contacts:</b> Brass alloy</p> <p><b>Ground shunt:</b> N/A</p> <p><b>Terminal clamps:</b> Brass alloy, zinc plated</p> <p><b>Terminal screws:</b> 3/8-27 brass</p> <p><b>Ground screw:</b> 3/8-27 brass</p> <p><b>Assembly/mounting screws:</b> N/A</p> <p><b>Gasket/dust shield:</b> N/A</p> <p><b>Cord clamp screws:</b> N/A</p> <p><b>Cord clamp:</b> N/A</p> <p><b>Plug shroud:</b> N/A</p> <p><b>Receptacle mounting strap:</b> 0.060" steel, zinc plated</p> <p><b>Flanged housing/base:</b> N/A</p>	<p><b>Outer shell:</b> N/A</p> <p><b>Interior body:</b> Glass-filled nylon</p> <p><b>Terminal retainer:</b> Glass-filled nylon</p> <p><b>Blades:</b> Brass alloy, zinc plated</p> <p><b>Line contacts:</b> N/A</p> <p><b>Ground shunt:</b> 0.027" phosphor bronze</p> <p><b>Terminal clamps:</b> Brass alloy, zinc plated</p> <p><b>Terminal screws:</b> 3/8-27 brass</p> <p><b>Ground screw:</b> 3/8-27 brass</p> <p><b>Assembly/mounting screws:</b> Brass</p> <p><b>Gasket/dust shield:</b> Neoprene rubber</p> <p><b>Cord clamp screws:</b> N/A</p> <p><b>Cord clamp:</b> N/A</p> <p><b>Plug shroud:</b> N/A</p> <p><b>Receptacle mounting strap:</b> N/A</p> <p><b>Flanged housing/base:</b> Steel, zinc plated</p>

Compliances, specifications and availability are subject to change without notice.

# Hospital use power lock devices specification & performance data

## Hospital use power lock locking devices

### Product description

2-pole, 3-wire grounding;  
20A, 50A, 60A

Device type	Hospital use nylon power lock plugs & connectors	Hospital use armored power lock plugs & connectors	Hospital use power lock single receptacles & receptacle in plate assemblies
<b>Wiring type</b>	Pressure wire	Pressure wire	Back & side wire
<b>Testing &amp; code compliance</b>	<ul style="list-style-type: none"> <li>cULus Listed to UL498, file no. E3663</li> </ul>	<ul style="list-style-type: none"> <li>cULus Listed to UL498, file no. E3663</li> </ul>	<ul style="list-style-type: none"> <li>Listed to UL498, file no. E2369</li> <li>CSA certified to C22.2, no. 42</li> </ul>
<b>Environmental specifications</b>	<p><b>Flammability:</b> Meets UL94 requirements, V0 rated</p> <p><b>Temperature rating:</b> -40°C to 105°C (-40°F to 221°F)</p>	<p><b>Flammability:</b> Meets UL94 requirements, V0 rated</p> <p><b>Temperature rating:</b> -40°C to 105°C (-40°F to 221°F)</p>	<p><b>Flammability:</b> Meets UL94 requirements, V0 rated</p> <p><b>Temperature rating:</b> -40°C to 105°C (-0°F to 221°F)</p>
<b>Electrical specifications</b>	<p><b>Dielectric voltage:</b> Twice the device rating + 1000V per UL498</p> <p><b>Current interrupting:</b> Yes, at full-rated current</p> <p><b>Temperature rise:</b> Max. 30°C (86°F) after 50 cycles of overload @ 150% of rated current (DC)</p>	<p><b>Dielectric voltage:</b> Twice the device rating + 1000V per UL498</p> <p><b>Current interrupting:</b> Yes, at full-rated current</p> <p><b>Temperature rise:</b> Max. 30°C (86°F) after 50 cycles of overload @ 150% of rated current (DC)</p>	<p><b>Dielectric voltage:</b> ≤300V: 2000V, 301-600V: 3000V per UL498</p> <p><b>Current interrupting:</b> Yes, at full-rated current</p> <p><b>Temperature rise:</b> Max. 30°C (86°F) after 100 cycles of overload @ 150% of rated current (DC)</p>
<b>Mechanical specifications</b>	<p><b>Terminal accommodation:</b> #12 - #4 AWG</p> <p><b>Voltage ratings:</b> Permanently marked on device</p>	<p><b>Terminal accommodation:</b> #12 - #4 AWG</p> <p><b>Voltage ratings:</b> Permanently marked on device</p>	<p><b>Terminal accommodation:</b> #12 - #4 AWG</p> <p><b>Voltage ratings:</b> Permanently marked on device</p>
<b>Materials</b>	<p><b>Interior body:</b> Phenolic</p> <p><b>Terminal retainer:</b> Phenolic</p> <p><b>Blades:</b> 0.070" thick brass</p> <p><b>Line contacts:</b> CZP2002-11 sintered brass</p> <p><b>Receptacle contact support:</b> N/A</p> <p><b>Receptacle terminals:</b> N/A</p> <p><b>Terminal clamps:</b> 0.080" thick brass</p> <p><b>Terminal screws:</b> #8-32 brass</p> <p><b>Ground screw:</b> #8-32 brass, green</p> <p><b>Assembly/mounting screws:</b> #6-20 steel, zinc plated</p> <p><b>Cord clamp screws:</b> #8-18 steel, CR plated</p> <p><b>Cord clamp:</b> Nylon</p> <p><b>Receptacle housing:</b> N/A</p> <p><b>Receptacle top plate:</b> N/A</p> <p><b>Receptacle grounding strap:</b> N/A</p> <p><b>Receptacle cover housing/base:</b> N/A</p>	<p><b>Interior body:</b> Phenolic</p> <p><b>Terminal retainer:</b> Phenolic</p> <p><b>Blades:</b> 0.070" thick brass</p> <p><b>Line contacts:</b> CZP2002-11 sintered brass</p> <p><b>Receptacle contact support:</b> N/A</p> <p><b>Receptacle terminals:</b> N/A</p> <p><b>Terminal clamps:</b> 0.080" thick brass</p> <p><b>Terminal screws:</b> #8-32 brass</p> <p><b>Ground screw:</b> #8-32 brass, green</p> <p><b>Assembly/mounting screws:</b> #6-20 steel, zinc plated</p> <p><b>Cord clamp screws:</b> #8-18 steel, CR plated</p> <p><b>Cord clamp:</b> Steel</p> <p><b>Receptacle housing:</b> N/A</p> <p><b>Receptacle top plate:</b> N/A</p> <p><b>Receptacle grounding strap:</b> N/A</p> <p><b>Receptacle cover housing/base:</b> N/A</p>	<p><b>Interior body:</b> Glass fiber reinforced phenolic</p> <p><b>Terminal retainer:</b> N/A</p> <p><b>Blades:</b> N/A</p> <p><b>Line contacts:</b> 0.030" thick bronze</p> <p><b>Receptacle contact support:</b> 0.020" thick bronze</p> <p><b>Receptacle terminals:</b> 0.030" thick brass</p> <p><b>Terminal clamps:</b> N/A</p> <p><b>Terminal screws:</b> N/A</p> <p><b>Ground screw:</b> N/A</p> <p><b>Assembly/mounting screws:</b> N/A</p> <p><b>Cord clamp screws:</b> N/A</p> <p><b>Cord clamp:</b> N/A</p> <p><b>Receptacle housing:</b> 0.065" thick steel</p> <p><b>Receptacle top plate:</b> 0.060" thick stainless steel</p> <p><b>Receptacle grounding strap:</b> 0.020" thick brass</p> <p><b>Receptacle cover housing/base:</b> 0.035" thick stainless steel</p>

Compliances, specifications and availability are subject to change without notice.

# Power lock devices specification & performance data

## Industrial grade power lock devices

### Product description

2-pole, 3-wire grounding; 3-pole, 3-wire non-grounding;  
3-pole, 3-wire grounding; 3-pole, 4-wire grounding;  
4-pole, 5-wire grounding;  
20A, 30/20A, 30A, 60A

Device type	Nylon & auto grip nylon power lock plugs & connectors	Armored power lock plugs & connectors	Power lock inlets, flanged inlets, outlets, & flanged outlets
<b>Wiring type</b>	Pressure wire	Pressure wire	Pressure wire (lug & lug screw)
<b>Testing &amp; code compliance</b>	<ul style="list-style-type: none"> <li>cULus Listed to UL498, file no. E3663</li> </ul>	<ul style="list-style-type: none"> <li>cULus Listed to UL498, file no. E3663, except 21434: UL Only</li> </ul>	<ul style="list-style-type: none"> <li>Listed to UL498, file no. E3663</li> <li>cUL Listed to UL498, file no. E3663</li> <li>CSA certified to C22.2, no. 42</li> </ul>
<b>Environmental specifications</b>	<p><b>Flammability:</b> Meets UL94 requirements, V0 rated</p> <p><b>Temperature rating:</b> -40°C to 105°C (-40°F to 221°F)</p>	<p><b>Flammability:</b> Meets UL94 requirements, V0 rated</p> <p><b>Temperature rating:</b> -40°C to 105°C (-40°F to 221°F)</p>	<p><b>Flammability:</b> Meets UL94 requirements, V0 rated</p> <p><b>Temperature rating:</b> -40°C to 105°C (-40°F to 221°F)</p>
<b>Electrical specifications</b>	<p><b>Dielectric voltage:</b> Twice the device rating + 1000V per UL498</p> <p><b>Current interrupting:</b> Yes, at full-rated current</p> <p><b>Temperature rise:</b> Max. 30°C (86°F) after 50 cycles of overload @ 150% of rated current (DC)</p>	<p><b>Dielectric voltage:</b> Twice the device rating + 1000V per UL498</p> <p><b>Current interrupting:</b> Yes, at full-rated current</p> <p><b>Temperature rise:</b> Max. 30°C (86°F) after 50 cycles of overload @ 150% of rated current (DC)</p>	<p><b>Dielectric voltage:</b> ≤300V: 2000V, 301-600V: 3000V per UL498</p> <p><b>Current interrupting:</b> Yes, at full-rated current</p> <p><b>Temperature rise:</b> Max. 30°C (86°F) after 50 cycles of overload @ 150% of rated current (DC)</p>
<b>Mechanical specifications</b>	<p><b>Terminal accommodation:</b> #12 - #4 AWG</p> <p><b>Voltage ratings:</b> Permanently marked on device</p>	<p><b>Terminal accommodation:</b> #12 - #4 AWG</p> <p><b>Voltage ratings:</b> Permanently marked on device</p>	<p><b>Terminal accommodation:</b> #12 - #4 AWG</p> <p><b>Voltage ratings:</b> Permanently marked on device</p>
<b>Materials</b>	<p><b>Inlet flip lid cover &amp; base:</b> N/A</p> <p><b>Flanged housing:</b> N/A</p> <p><b>Plug/connector outer shell:</b> Glass-filled nylon</p> <p><b>Interior body:</b> Phenolic</p> <p><b>Terminal retainer:</b> Phenolic</p> <p><b>Blades:</b> 0.070" thick brass</p> <p><b>Line contacts:</b> CZP2002-11 sintered brass</p> <p><b>Terminal lug:</b> Brass</p> <p><b>Terminal screws:</b> #8-32 brass</p> <p><b>Ground screw:</b> #8-32 brass, green plated</p> <p><b>Assembly/mounting screws:</b> #6-20 steel, zinc plated</p> <p><b>Cord clamp screws:</b> #8-18 steel, CR plated</p> <p><b>Cord clamp:</b> Nylon</p>	<p><b>Inlet flip lid cover &amp; base:</b> N/A</p> <p><b>Flanged housing:</b> N/A</p> <p><b>Plug/connector outer shell:</b> Epoxy coated steel</p> <p><b>Interior body:</b> Phenolic</p> <p><b>Terminal retainer:</b> Phenolic</p> <p><b>Blades:</b> 0.070" thick brass</p> <p><b>Line contacts:</b> CZP2002-11 sintered brass</p> <p><b>Terminal lug:</b> Brass</p> <p><b>Terminal screws:</b> #8-32 brass</p> <p><b>Ground screw:</b> #8-32 brass, green plated</p> <p><b>Assembly/mounting screws:</b> #6-20 steel, zinc plated</p> <p><b>Cord clamp screws:</b> #8-18 steel, CR plated</p> <p><b>Cord clamp:</b> Steel</p>	<p><b>Inlet flip lid cover &amp; base:</b> If applicable, 0.125" thick cast aluminum</p> <p><b>Flanged housing:</b> If applicable, 0.060" thick steel, zinc plated</p> <p><b>Plug/connector outer shell:</b> N/A</p> <p><b>Interior body:</b> Phenolic</p> <p><b>Terminal retainer:</b> Phenolic</p> <p><b>Blades:</b> 0.10" thick 260 brass, tin plated</p> <p><b>Line contacts:</b> 0.10" thick 260 brass, tin plated</p> <p><b>Terminal lug:</b> Brass</p> <p><b>Terminal screws:</b> 3/8-27 brass</p> <p><b>Ground screw:</b> N/A</p> <p><b>Assembly/mounting screws:</b> #8-32 steel, chrome over zinc plating</p> <p><b>Cord clamp screws:</b> N/A</p> <p><b>Cord clamp:</b> N/A</p>

Compliances, specifications and availability are subject to change without notice.

# Power lock devices specification & performance data

## Industrial grade power lock devices

### Product description

2-pole, 3-wire grounding; 3-pole, 3-wire non-grounding;  
3-pole, 3-wire grounding; 3-pole, 4-wire grounding;  
4-pole, 5-wire grounding;  
20A, 30/20A, 30A, 60A

Device type	Power lock receptacles: 3-pole, 3-wire & 3-pole, 4-wire 20A, 30A, & 30/20A	Power lock receptacles: 3-pole, 4-wire & 4-pole, 5-wire 30/20A & 60A
<b>Wiring type</b>	Back & side wire	Back & side wire
<b>Testing &amp; code compliance</b>	<ul style="list-style-type: none"> <li>Listed to UL498, file no. E2369, except 23000G</li> <li>CSA certified to C22.2, no. 42 except 23000G, AH21420, 20443N</li> </ul>	<ul style="list-style-type: none"> <li>Listed to UL498, file no. E2369</li> <li>CSA certified to C22.2, no. 42 except 26421, 26521</li> </ul>
<b>Environmental specifications</b>	<b>Flammability:</b> Meets UL94 requirements, V0 rated <b>Temperature rating:</b> -40°C to 105°C (-0°F to 221°F)	<b>Flammability:</b> Meets UL94 requirements, V0 rated <b>Temperature rating:</b> -40°C to 105°C (-0°F to 221°F)
<b>Electrical specifications</b>	<b>Dielectric voltage:</b> ≤300V: 2000V, 301-600V: 3000V per UL498 <b>Current interrupting:</b> Yes, at full-rated current <b>Temperature rise:</b> Max. 30°C (86°F) after 100 cycles of overload @ 150% of rated current (DC)	<b>Dielectric voltage:</b> ≤300V: 2000V, 301-600V: 3000V per UL498 <b>Current interrupting:</b> Yes, at full-rated current <b>Temperature rise:</b> Max. 30°C (86°F) after 100 cycles of overload @ 150% of rated current (DC)
<b>Mechanical specifications</b>	<b>Terminal accommodation:</b> #10 - #14 AWG <b>Voltage ratings:</b> Permanently marked on device	<b>Terminal accommodation:</b> #10 - #14 AWG <b>Voltage ratings:</b> Permanently marked on device
<b>Materials</b>	<b>Receptacle flip lid cover &amp; housing:</b> If applicable, 0.125" thick cast aluminum <b>Interior body/face &amp; base:</b> Glass-filled nylon <b>Single receptacle strap:</b> If applicable, 0.040" thick steel, zinc plated <b>Grounding strap:</b> N/A <b>Contacts:</b> 0.024" thick brass <b>Contacts support:</b> 0.020" thick bronze, zinc plated <b>Terminals:</b> 0.024" thick brass <b>Terminal screws:</b> #8-32 brass screw <b>Ground screw:</b> #8-32 brass screw	<b>Receptacle flip lid cover &amp; housing:</b> If applicable, 0.125" thick cast aluminum, except 25403: cast iron cover and steel shell <b>Interior body/face &amp; base:</b> Glass fiber reinforced phenolic <b>Single receptacle strap:</b> N/A <b>Grounding strap:</b> 0.030" thick brass <b>Contacts:</b> 0.030" thick bronze <b>Contacts support:</b> 0.020" thick bronze <b>Terminals:</b> 0.030" thick brass <b>Terminal screws:</b> 60A: 3/8-27 brass screw <b>Ground screw:</b> 60A: 3/8-27 brass screw

Compliances, specifications and availability are subject to change without notice.



SECTION

# C



# Locking Devices

**Table of contents**

<b>Locking device families</b>	C-2	<b>Locking devices continued</b>	C-46
<b>15A, 20A &amp; 30A locking devices</b>	C-3	<b>Pole, wire</b>	<b>A &amp; V/AC</b>
<b>Pole, wire</b>	<b>A &amp; V/AC</b>	<b>Rating</b>	
2-P, 2-W	15A, 125V/AC	NEMA L1-15	C-5
	20A, 250V/AC	NEMA L2-20	C-6
2-P, 3-W	15A, 125V/AC	NEMA L5-15	C-7
	15A, 250V/AC	NEMA L6-15	C-8
	15A, 277V/AC	NEMA L7-15	C-9
	20A, 125V/AC	NEMA L5-20	C-10
	20A, 250V/AC	NEMA L6-20	C-11
	20A, 277V/AC	NEMA L7-20	C-12
	20A, 480V/AC	NEMA L8-20	C-13
	20A, 600V/AC	NEMA L9-20	C-14
	30A, 125V/AC	NEMA L5-30	C-15
	30A, 250V/AC	NEMA L6-30	C-16
	30A, 277V/AC	NEMA L7-30	C-17
	30A, 480V/AC	NEMA L8-30	C-18
	30A, 600V/AC	NEMA L9-30	C-19
3-P, 3-W	10/15A, 250/125V/AC	Non-NEMA	C-20
Non-grounding	20A, 125/250V/AC	Non-NEMA	C-21
	20A, 125/250V/AC	NEMA L10-20	C-22
	20A, 3Ø 250V/AC	NEMA L11-20	C-23
	20A, 3Ø 480V/AC	NEMA L12-20	C-24
	30A, 125/250V/AC	Non-NEMA	C-25
	30A, 125/250V/AC	NEMA L10-30	C-26
	30A, 3Ø 250V/AC	NEMA L11-30	C-27
	30A, 3Ø 480V/AC	NEMA L12-30	C-28
	30A, 3Ø 600V/AC	NEMA L13-30	C-29
3-P, 4-W	20A, 125/250V/AC	NEMA L14-20	C-30
	20A, 3Ø 250V/AC	NEMA L15-20	C-31
	20A, 3Ø 480V/AC	NEMA L16-20	C-32
	30A, 125/250V/AC	NEMA L14-30	C-33
	30A, 3Ø 250V/AC	NEMA L15-30	C-34
	30A, 3Ø 480V/AC	NEMA L16-30	C-35
	30A, 3Ø 600V/AC	NEMA L17-30	C-36
4-P, 4-W	20A, 3ØY 120/280V/AC	Non-NEMA	C-37
Non-grounding	20A, 3ØY 120/280V/AC	NEMA L18-20	C-38
	20A, 3ØY 277/480V/AC	NEMA L19-20	C-39
	20A, 3ØY 347/600V/AC	NEMA L20-20	C-40
	30A, 3ØY 120/208V/AC	Non-NEMA	C-41
	30A, 3ØY 120/308V/AC	NEMA L18-30	C-42
	30A, 3ØY 277/480V/AC	NEMA L19-30	C-43
	30A, 3ØY 347/600V/AC	NEMA L20-30	C-44
	4-P, 5-W	10/20A, 600/250V/AC	Non-NEMA
		20A, 3ØY 120/208V/AC	NEMA L21-20
		20A, 3ØY 277/480V/AC	NEMA L22-20
		20A, 3ØY 347/600V/AC	NEMA L23-20
		30A, 3ØY 120/208V/AC	NEMA L21-30
		30A, 3ØY 277/480V/AC	NEMA L22-30
		30A, 3ØY 347/600V/AC	NEMA L23-30
<b>Midget devices</b>			C-52
<b>Pole, wire</b>	<b>A &amp; V/AC</b>	<b>Rating</b>	
2-P, 2-W	15A, 125V/AC	NEMA ML1	C-52
2-P, 3-W	15A, 125V/AC	NEMA ML2	C-52
3-P, 3-W	15A, 125/250V/AC	NEMA ML3	C-53
<b>Pro grip locking &amp; armored devices</b>			C-54
<b>Pole, wire</b>	<b>A &amp; V/AC</b>	<b>Rating</b>	
2-P, 3-W	50A, 125V/AC	Non-NEMA	C-56
	50A, 250V/AC	Non-NEMA	C-58
	50A, 250V/DC 600V/AC	Non-NEMA	C-59
	50A, 480V/AC	Non-NEMA	C-60
3-P, 4-W	50A, 125/250V/AC	Non-NEMA	C-61
	50A, 125/250V/AC	Non-NEMA	C-62
	50A, 3Ø 250V/AC	Non-NEMA	C-63
	50A, 250V/DC 600V/AC	Non-NEMA	C-64, C-65
	50A, 3Ø 480V/AC	Non-NEMA	C-66
<b>Power lock devices, non-NEMA</b>			C-67
<b>Pole, wire</b>	<b>A &amp; V/AC</b>	<b>Rating</b>	
2-P, 3-W	20A, 125V/AC	Hospital use	C-68
	50A, 250V/AC	Hospital use	C-68
	60A, 250V/AC	Hospital use	C-68
	20A, 125V/AC	Non-NEMA	C-69
3-P, 3-W	20A, 125V/AC	Non-NEMA	C-69
3-P, 4-W	20/30A, 250V/DC 600V/AC	Non-NEMA	C-70
	30A, 480V/AC	Non-NEMA	C-71
	60A, 600V/AC	Non-NEMA	C-72
4-P, 5-W	20/30A, 250V/DC 600V/AC	Non-NEMA	C-73
	60A, 600V/AC	Non-NEMA	C-74
<b>Power lock accessories for 30A &amp; 60A</b>			C-75
<b>Locking device dimensional data</b>			C-76
<b>Specification information</b>			C-84

## Locking device families

### The industry's most complete line of locking industrial devices

Arrow Hart offers the most rugged, feature-rich, broadest line of quality locking devices to meet the specific needs of demanding industrial applications



#### Locking devices

The widest range of NEMA and non-NEMA devices, designed and built with superior materials for long lasting performance.



#### 50A locking devices

Rugged pro grip, armored and marine grade 50A locking devices are ideal for harsh construction and industrial applications.



#### Power lock devices

Power lock devices offer a positive engagement single-post design in rugged nylon or armored shell housings for reliable service.



#### Flat cable devices

Flat cable plugs & connectors are designed specifically for 4-pole, 5-wire flat cable applications in convention and exhibit halls or other high-traffic flat-cable environments.



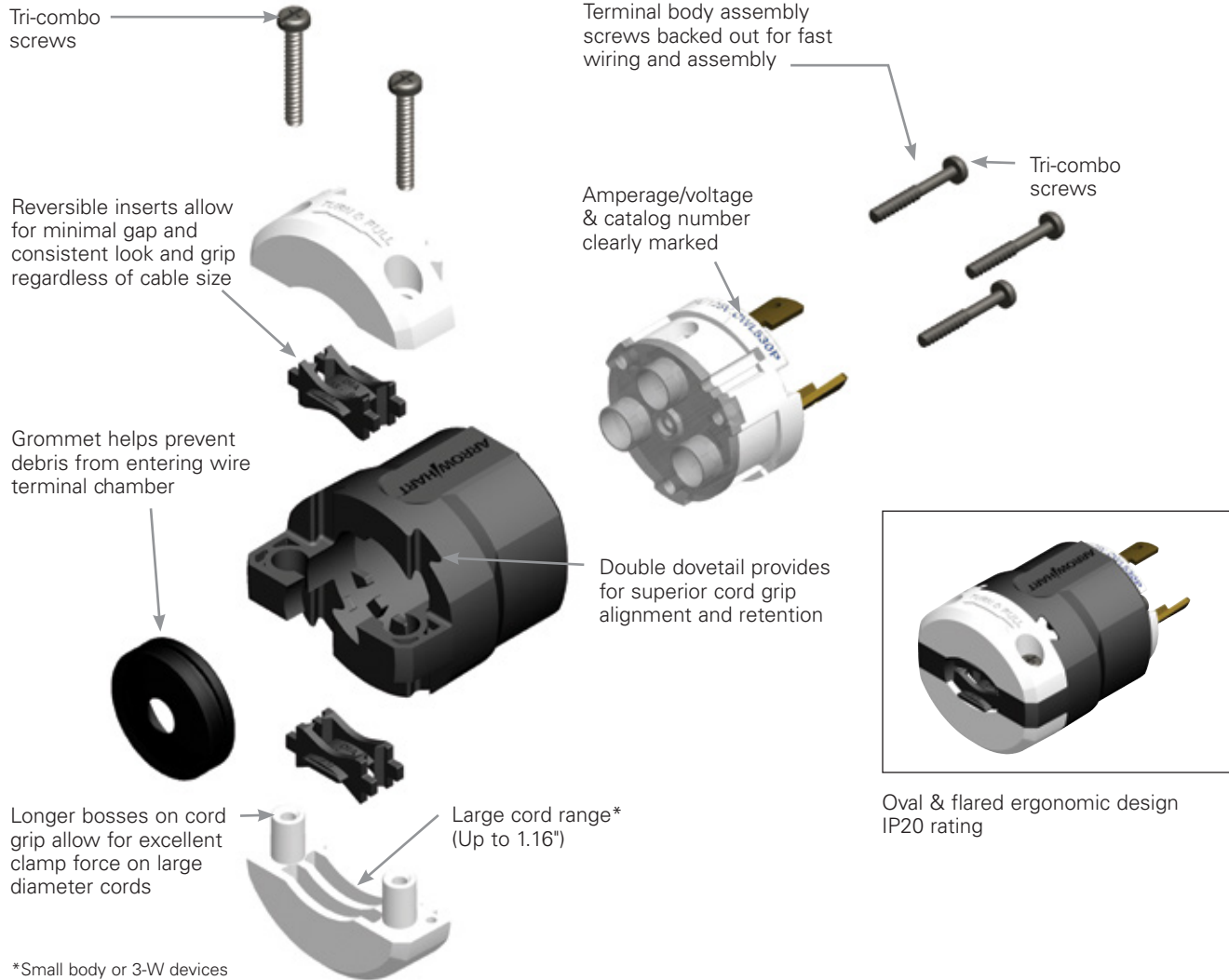
See Section D for a complete line of watertight, severe-duty and corrosion resistant locking devices.

# Industrial grade locking plugs and connectors


## Rugged, quality locking devices for any application

Superior design and performance make Arrow Hart's hart lock devices the ideal choice for industrial applications. Available in a wide range of NEMA and Non-NEMA configurations

### Ultra grip straight blade plugs & connectors redesign features & benefits



### Auto grip hospital and industrial grade plugs & connectors features & benefits



Compliances, specifications and availability are subject to change without notice.

www.eaton.com  
www.eaton.com/arrowhart

**Industrial receptacles features & benefits**

Performance feature heavy duty glass reinforced nylon body and face for rugged durability

Compact body design allows for adequate wire room in wallbox

Heavy interior walls provide additional support to ensure contact retention

Heavy-duty mounting strap is double riveted to body for added strength



One piece brass contacts provide excellent plug retention and electrical continuity with minimum heat rise

Amperage/voltage is clearly marked

Serrated terminal plates bite wire to insure strong, reliable wiring connections

Back and side wired terminal design allows for fast installation

Multiple-head screws provide versatility for ease of use

**Industrial flanged inlets & outlets features & benefits**

Mounting holes interchangeable with other devices

Heavy-duty nylon construction




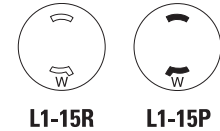
Individual wiring compartments with tapered channel for easy insertion of wires

Back wire terminal clamps for easy, secure wiring


## Industrial grade 15A locking devices

### Product description

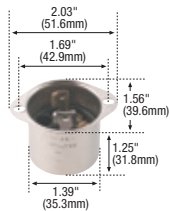
2-pole, 2-wire non-grounding  
15A, 125V/AC  
NEMA L1-15



7546



7540



CWL115FI



CWL115FO

### Industrial grade plugs & connectors

Rating	A	V/AC	NEMA	Description	Cord diameter	Color	Plug catalog no.	Connector catalog no.	
15	125	L1-15	Straight body	0.31-0.47" (7.9-11.9mm)	BK	□ 7546	—	•	
			Straight body	0.30-0.56" (7.5-14.3mm)	BK	—	□ 7506	•	

### Industrial grade receptacles

Rating	A	V/AC	NEMA	Description	Color	Single receptacle	Duplex receptacle			
15	125	L1-15	Standard industrial		BK	□ CWL115R	—	•	•	
			Standard industrial		BK	—	□ 7540	•		

### Industrial grade flanged inlets & outlets

Rating	A	V/AC	NEMA	Description	Color	Flanged inlet	Flanged outlet			
15	125	L1-15	Standard industrial		BK & W	□ CWL115FI	□ CWL115FO <sup>11</sup>	•	•	

<sup>11</sup>Only UL Listed

### Accessories for NEMA L1-15 locking devices

Description	Catalog no.			
Diecast aluminum single receptacle cover, vertical mount, for FS/FD Boxes	□ 7420	•	•	
Glass-filled nylon flanged inlet/outlet cover, vertical mount, for 15A devices	□ WP1	•	•	



7420



WP1

**Dimensional information:**  
C-79, C-80

**Plug & connector specification information:**

NEMA L1-15: C-85

**Receptacle specification information:**

NEMA L1-15: C-87

**Flanged inlet & flanged outlet specification information:**

NEMA L1-15: C-88

### Color information:

BK (Black), W (White)



(Black)

(White)

**Compliances, specifications and availability are subject to change without notice.**


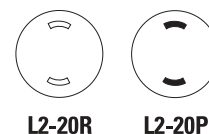
Indicates NAFTA compliant - Page Q-32

RoHS compliant - Page Q-32

### Industrial grade 20A locking devices

#### Product description


2-pole, 2-wire non-grounding  
20A, 250V/AC  
NEMA L2-20



CWL220P



CWL220C



CWL220R



CWL220FO

#### Industrial grade plugs & connectors



Rating	A	V/AC	NEMA	Description	Cord diameter	Color	Plug catalog no.	Connector catalog no.	USA	RoHS
20	250	L2-20	Safety grip straight body	0.33-0.66" (8.4-16.7mm)	BK & W	<input type="checkbox"/> CWL220P	—	•	•	
			Safety grip straight body, polarized	0.33-0.66" (8.4-16.7mm)	BK & W	<input type="checkbox"/> CWL220P-6	<input type="checkbox"/> CWL220C	•	•	

#### Industrial grade receptacles



Rating	A	V/AC	NEMA	Description	Color	Single receptacle	USA	RoHS
20	250	L2-20	Standard industrial	BK	<input type="checkbox"/> CWL220R	•	•	

#### Industrial grade flanged inlets & outlets



Rating	A	V/AC	NEMA	Description	Color	Flanged outlet	USA	RoHS
20	250	L2-20	Standard industrial	BK	<input type="checkbox"/> CWL220FO	•	•	

#### Accessories for NEMA L2-20 locking devices

Description	Catalog no.	USA	RoHS
Neoprene weather protective boot for 20A, 2-W plug	<input type="checkbox"/> BS1	•	•
Neoprene weather protective boot for 20A, 2-W connector	<input type="checkbox"/> BS2	•	•



BS1

BS2

**Dimensional information:**  
C-76, C-79, C-80

**Plug & connector specification information:**  
NEMA L2-20: C-85

**Receptacle specification information:**  
NEMA L2-20: C-87

**Flanged inlet & flanged outlet specification information:**  
NEMA L2-20: C-88

#### Color information:

BK (Black), W (White)



**Compliances, specifications and availability are subject to change without notice.**

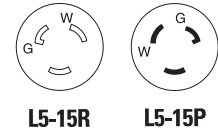
Indicates NAFTA compliant - Page Q-32

RoHS compliant - Page Q-32


## Industrial grade 15A locking devices

### Product description

2-pole, 3-wire grounding  
15A, 125V/AC  
NEMA L5-15



CWL515C



CWL515PAN



4721N

### Industrial grade plugs & connectors



Rating A	V/AC	NEMA	Description	Cord diameter	Color	Plug catalog no.	Connector catalog no.		
15	125	L5-15	Safety grip straight body	0.33-0.66" (8.4-16.7mm)	BK & W	<input type="checkbox"/> CWL515P	<input type="checkbox"/> CWL515C	•	•
			Safety grip angled body	0.33-0.66" (8.4-16.7mm)	BK & W	<input type="checkbox"/> CWL515PAN	<input type="checkbox"/> CWL515CAN	•	•
			Auto grip	0.33-0.66" (8.4-16.7mm)	BK & W	<input type="checkbox"/> 4721N	<input type="checkbox"/> 4731N	•	•

### Industrial grade receptacles



Rating A	V/AC	NEMA	Description	Color	Single receptacle	Duplex receptacle		
15	125	L5-15	Standard industrial	BK	<input type="checkbox"/> CWL515R*	—	•	•
			Standard industrial	BK	—	<input type="checkbox"/> 4700	•	•
			Isolated ground	RN	<input type="checkbox"/> IGL515R*	<input type="checkbox"/> IG4700*	•	•
		5-15	Combination locking & straight blade	BK	—	<input type="checkbox"/> 5792*	•	•

\*Not Fed Spec

### Industrial grade flanged inlet



Rating A	V/AC	NEMA	Description	Color	Flanged inlet		
15	125	L5-15	Standard industrial	BK & W	<input type="checkbox"/> CWL515FI	•	•

### Industrial grade flanged outlet



Rating A	V/AC	NEMA	Description	Color	Flanged outlet		
15	125	L5-15	Standard industrial	BK & W	<input type="checkbox"/> CWL515FO	•	•

**Dimensional information:**  
C-76-C-78

**Plug & connector specification information:**  
L5-15: C-84

**Receptacle specification information:**  
L5-15: C-86

Isolated ground L5-15: C-86

**Flanged inlet & flanged outlet specification information:**  
L5-15: C-88

### Color information:

BK (Black), RN (Orange), W (White)



Compliances, specifications and availability are subject to change without notice.

Indicates NAFTA compliant - Page Q-32

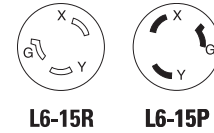
RoHS compliant - Page Q-32



### Industrial grade 15A locking devices

#### Product description


2-pole, 3-wire grounding  
15A, 250V/AC  
NEMA L6-15



CWL615P



CWL615C



CWL615R



CWL615FI

#### Industrial grade plugs & connectors



Rating	A	V/AC	NEMA	Description	Cord diameter	Color	Plug catalog no.	Connector catalog no.		
15	250	L6-15	Safety grip straight body	0.33-0.66" (8.4-16.7mm)	BK & W	<input type="checkbox"/> CWL615P	<input type="checkbox"/> CWL615C			
			Auto grip straight body	0.33-0.66" (8.4-16.7mm)	BK & W	<input type="checkbox"/> 6565N	<input type="checkbox"/> 6566N			

#### Industrial grade receptacles



Rating	A	V/AC	NEMA	Description	Color	Single receptacle	Duplex receptacle		
15	250	L6-15	Standard industrial	BK	<input type="checkbox"/> CWL615R	—			
			Standard industrial	BK	—	<input type="checkbox"/> 6580			
			Isolated ground	RN	<input type="checkbox"/> IGL615R*	—			

\*Not Fed Spec

#### Industrial grade flanged inlets & outlets



Rating	A	V/AC	NEMA	Description	Color	Flanged inlet	Flanged outlet		
15	250	L6-15	Standard industrial	BK	<input type="checkbox"/> CWL615FI	—			
			Standard industrial	BK & W	—	<input type="checkbox"/> CWL615FO**			

\*Only UL Listed & CSA certified, \*Not Fed Spec

#### Dimensional information:

C-76-C-78

#### Plug & connector specification information:

L6-15: C-84

#### Receptacle specification information:

L6-15: C-86

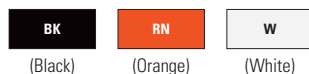
Isolated ground L6-15: C-86

#### Flanged inlet & flanged outlet specification information:

L6-15: C-88

#### Color information:

BK (Black), RN (Orange), W (White)



Compliances, specifications and availability are subject to change without notice.

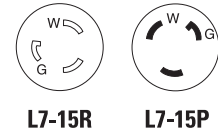
Indicates NAFTA compliant - Page Q-32

RoHS compliant - Page Q-32

## Industrial grade 15A locking devices

### Product description

2-pole, 3-wire grounding  
15A, 277V/AC  
NEMA L7-15



4771N



CWL715C

### Industrial grade plugs & connectors



Rating A	V/AC	NEMA	Description	Cord diameter	Color	Plug catalog no.	Connector catalog no.		
15	277	L7-15	Safety grip straight body	0.33-0.66" (8.4-16.7mm)	BK & W	<input type="checkbox"/> CWL715P	<input type="checkbox"/> CWL715C	•	•
			Auto grip straight body	0.33-0.66" (8.4-16.7mm)	BK & W	<input type="checkbox"/> 4771N	<input type="checkbox"/> 4772N	•	•

### Industrial grade receptacles



Rating A	V/AC	NEMA	Description	Color	Single receptacle	Duplex receptacle		
15	277	L7-15	Standard industrial	BK	<input type="checkbox"/> CWL715R	<input type="checkbox"/> 4750	•	•

### Industrial grade flanged inlets & outlets



Rating A	V/AC	NEMA	Description	Color	Flanged inlet	Flanged outlet		
15	277	L7-15	Standard industrial	BK	<input type="checkbox"/> CWL715FI	—	•	•
			Standard industrial	BK & W	—	<input type="checkbox"/> CWL715FO <sup>1</sup>	•	•

<sup>1</sup>Only UL Listed & CSA certified

**Dimensional information:**  
C-76-C-78

**Plug & connector specification information:**  
L7-15: C-84

**Receptacle specification information:**  
L7-15: C-86

**Flanged inlet & flanged outlet specification information:**  
L7-15: C-88

### Color information:

BK (Black), W (White)



(Black) (White)

**Compliances, specifications and availability are subject to change without notice.**

Indicates NAFTA compliant - Page Q-32

RoHS compliant - Page Q-32

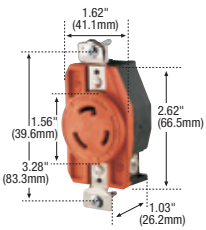
### Industrial grade 20A locking devices

#### Product description

2-pole, 3-wire grounding  
20A, 125V/AC  
NEMA L5-20



AHL520C



IGL520R



AHL520FO

#### Industrial grade plugs & connectors



Rating	V/AC	NEMA	Description	Cord diameter	Color	Plug catalog no.	Connector catalog no.	
20	125	L5-20	Ultra grip straight body	0.38-1.00" (9.5-25.4mm)	BK & W	<input type="checkbox"/> AHL520P	<input type="checkbox"/> AHL520C	
			Safety grip straight body	0.38-1.00" (9.5-25.4mm)	BK	<input type="checkbox"/> CWL520PBK	<input type="checkbox"/> CWL520CBK	

#### Industrial grade receptacles



Rating	V/AC	NEMA	Description	Color	Single receptacle	
20	125	L5-20	Standard industrial	BK	<input type="checkbox"/> AHL520R	
			Isolated ground	RN	<input type="checkbox"/> IGL520R*	

\*Not Fed Spec

#### Industrial grade flanged inlets & outlets



Rating	V/AC	NEMA	Description	Color	Flanged inlet	Flanged outlet	
20	125	L5-20	Standard industrial	BK & W	<input type="checkbox"/> AHL520FI	<input type="checkbox"/> AHL520FO*	

\*Only UL Listed & CSA certified

#### Accessories for NEMA L5-20 locking devices

Description	Catalog no.	
Neoprene weather protective boot for 20/30A, 3-W locking plug	<input type="checkbox"/> BM1	
Neoprene weather protective boot for 20/30A, 3-W locking connector	<input type="checkbox"/> BM2	
Diecast aluminum single receptacle cover, vertical mount, for FS/FD boxes	<input type="checkbox"/> 7420	



BM1



BM2



7420

**Dimensional information:**  
C-76-C-78

**Plug & connector specification information:**  
L5-20: C-84

**Receptacle specification information:**  
L5-20: C-87

Isolated ground L5-20: C-87

**Flanged inlet & flanged outlet specification information:**  
L5-20: C-88

#### Color information:

BK (Black), RN (Orange), W (White)



**Compliances, specifications and availability are subject to change without notice.**



Indicates NAFTA compliant - Page Q-32

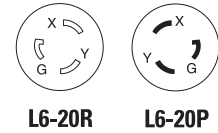


RoHS compliant - Page Q-32


## Industrial grade 20A locking devices

### Product description

2-pole, 3-wire grounding  
20A, 250V/AC  
NEMA L6-20



AHL620P



AHL620R



AHL620FI

### Industrial grade plugs & connectors

Rating	V/AC	NEMA	Description	Cord diameter	Color	Plug catalog no.	Connector catalog no.		
20	250	L6-20	Ultra grip straight body	0.38-1.00" (9.5-25.4mm)	BK & W	<input type="checkbox"/> AHL620P	<input type="checkbox"/> AHL620C	•	•

### Industrial grade receptacles

Rating	V/AC	NEMA	Description	Color	Single receptacle		
20	250	L6-20	Standard industrial	BK	<input type="checkbox"/> AHL620R	•	•
			Isolated ground	RN	<input type="checkbox"/> IGL620R*	•	•

\*Not Fed Spec

### Industrial grade flanged inlets & outlets

Rating	V/AC	NEMA	Description	Color	Flanged inlet	Flanged outlet		
20	250	L6-20	Standard industrial	BK	<input type="checkbox"/> AHL620FI	—	•	•
			Standard industrial	BK & W	—	<input type="checkbox"/> AHL620FO <sup>1</sup>	•	•

<sup>1</sup>Only UL Listed & CSA certified

### Accessories for NEMA L6-20 locking devices

Description	Catalog no.		
Neoprene weather protective boot for 20/30A, 3-W locking plug	<input type="checkbox"/> BM1	•	
Neoprene weather protective boot for 20/30A, 3-W locking connector	<input type="checkbox"/> BM2	•	
Diecast aluminum single receptacle cover, vertical mount, for FS/FD boxes	<input type="checkbox"/> 7420	•	•



BM1

BM2

7420

**Dimensional information:**  
C-76-C-78

**Plug & connector specification information:**  
L6-20: C-84

**Receptacle specification information:**  
L6-20: C-87

Isolated ground L6-20: C-87  
**Flanged inlet & flanged outlet specification information:**  
L6-20: C-88

### Color information:

BK (Black), RN (Orange), W (White)



**Compliances, specifications and availability are subject to change without notice.**


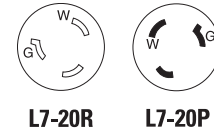
Indicates NAFTA compliant - Page Q-32

RoHS compliant - Page Q-32

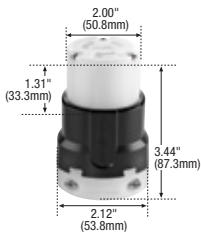
### Industrial grade 20A locking devices

#### Product description

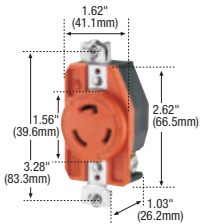
2-pole, 3-wire grounding  
20A, 277V/AC  
NEMA L7-20



AHL720P



AHL720C



IGL720R



AHL720FO

#### Industrial grade plugs & connectors

Rating	V/AC	NEMA	Description	Cord diameter	Color	Plug catalog no.	Connector catalog no.		
20	277	L7-20	Ultra grip straight body	0.38-1.00" (9.5-25.4mm)	BK & W	□ AHL720P	□ AHL720C	•	•

#### Industrial grade receptacles

Rating	V/AC	NEMA	Description	Color	Single receptacle		
20	277	L7-20	Standard industrial	BK	□ AHL720R	•	•
			Isolated ground	RN	□ IGL720R*	•	•

\*Not Fed Spec

#### Industrial grade flanged inlets & outlets

Rating	V/AC	NEMA	Description	Color	Flanged inlet	Flanged outlet		
20	277	L7-20	Standard industrial	BK	□ AHL720FI	—	•	•
			Standard industrial	BK & W	—	□ AHL720FO <sup>1</sup>	•	•

<sup>1</sup>Only UL Listed & CSA certified

#### Accessories for NEMA L7-20 locking devices

Description	Catalog no.		
Neoprene weather protective boot for 20/30A, 3-W locking plug	□ BM1	•	•
Neoprene weather protective boot for 20/30A, 3-W locking connector	□ BM2	•	•
Diecast aluminum single receptacle cover, vertical mount, for FS/FD boxes	□ 7420	•	•



BM1



BM2



7420

**Dimensional information:**  
C-76-C-78

**Plug & connector specification information:**  
L7-20: C-84

**Receptacle specification information:**  
L7-20: C-87

Isolated ground L7-20: C-87

**Flanged inlet & flanged outlet specification information:**  
L7-20: C-89

#### Color information:

BK (Black), RN (Orange), W (White)



**Compliances, specifications and availability are subject to change without notice.**


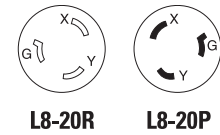
Indicates NAFTA compliant - Page Q-32

RoHS compliant - Page Q-32

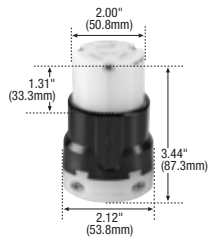
## Industrial grade 20A locking devices

### Product description


2-pole, 3-wire grounding  
20A, 480V/AC  
NEMA L8-20




AHL820P



AHL820C



AHL820R



AHL820FI

### Industrial grade plugs & connectors

Rating	A	V/AC	NEMA	Description	Cord diameter	Color	Plug catalog no.	Connector catalog no.		
20	480	L8-20	Ultra grip straight body	0.38-1.00" (9.5-25.4mm)	BK & W	<input type="checkbox"/> AHL820P	<input type="checkbox"/> AHL820C			

### Industrial grade receptacles

Rating	A	V/AC	NEMA	Description	Color	Single receptacle		
20	480	L8-20	Standard industrial	Standard industrial	BK	<input type="checkbox"/> AHL820R <sup>a</sup>		
			Isolated ground	Standard industrial	RN	<input type="checkbox"/> IGL820R*		

<sup>a</sup>Not NOM cert, \*Not Fed Spec

### Industrial grade flanged inlets & outlets

Rating	A	V/AC	NEMA	Description	Color	Flanged inlet	Flanged outlet	
20	480	L8-20	Standard industrial	Standard industrial	BK	<input type="checkbox"/> AHL820FI	—	
			Standard industrial	Standard industrial	BK & W	—	<input type="checkbox"/> AHL820FO <sup>1</sup>	

<sup>1</sup>Only UL Listed & CSA certified

### Accessories for NEMA L8-20 locking devices

Description	Catalog no.		
Neoprene weather protective boot for 20/30A, 3-W locking plug	<input type="checkbox"/> BM1		
Neoprene weather protective boot for 20/30A, 3-W locking connector	<input type="checkbox"/> BM2		
Diecast aluminum single receptacle cover, vertical mount, for FS/FD boxes	<input type="checkbox"/> 7420		



### Dimensional information:

C-76-C-78

### Plug & connector specification information:

L8-20: C-84

### Receptacle specification information:

L8-20: C-87

Isolated ground L8-20: C-87

### Flanged inlet & flanged outlet specification information:

L8-20: C-89

### Color information:

BK (Black), RN (Orange), W (White)



Compliances, specifications and availability are subject to change without notice.

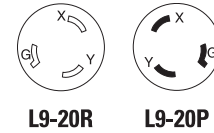
Indicates NAFTA compliant - Page Q-32

RoHS compliant - Page Q-32


### Industrial grade 20A locking devices

#### Product description

2-pole, 3-wire grounding  
20A, 600V/AC  
NEMA L9-20



CWL920C



CWL920FI



CWL920FO

#### Industrial grade plugs & connectors



Rating	V/AC	NEMA	Description	Cord diameter	Color	Plug catalog no.	Connector catalog no.	
20	600	L9-20	Straight body	0.30-0.95" (7.6-24.1mm)	BK & W	<input type="checkbox"/> CWL920P	<input type="checkbox"/> CWL920C	

#### Industrial grade receptacles



Rating	V/AC	NEMA	Description	Color	Single receptacle	
20	600	L9-20	Straight body	BK	<input type="checkbox"/> CWL920R	

#### Industrial grade inlets & outlets



Rating	V/AC	NEMA	Description	Color	Flanged inlet	Flanged outlet	
20	600	L9-20	Standard industrial	W	<input type="checkbox"/> CWL920FI	<input type="checkbox"/> CWL920FO	

#### Accessories for NEMA L9-20 locking devices

Description	Catalog no.	
Diecast aluminum single receptacle cover, vertical mount, for FS/FD boxes	<input type="checkbox"/> 7420	
Glass-filled nylon flanged inlet/outlet cover, vertical mount, for 20A devices	<input type="checkbox"/> WP2	



7420



WP2

#### Color information:

BK (Black), W (White)



**Dimensional information:**  
C-77, C-78

**Receptacle specification information:**  
L9-20: C-87

**Compliances, specifications and availability are subject to change without notice.**


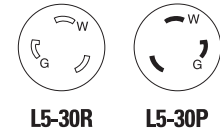
Indicates NAFTA compliant - Page Q-32

RoHS compliant - Page Q-32

## Industrial grade 30A locking devices

### Product description

2-pole, 3-wire grounding  
30A, 125V/AC  
NEMA L5-30



AHL530P



AHL530FI

### Industrial grade plugs & connectors



Rating	V/AC	NEMA	Description	Cord diameter	Color	Plug catalog no.	Connector catalog no.	US	RoHS
30	125	L5-30	Ultra grip straight body	0.38-1.00" (9.5-25.4mm)	BK & W	<input type="checkbox"/> AHL530P	<input type="checkbox"/> AHL530C	•	•
			Safety grip isolated ground	0.38-1.00" (9.5-25.4mm)	RN	<input type="checkbox"/> IGL530P	—	•	

### Industrial grade receptacles



Rating	V/AC	NEMA	Description	Color	Single receptacle	US	RoHS
30	125	L5-30	Standard industrial	BK	<input type="checkbox"/> AHL530R	•	•
			Isolated ground	RN	<input type="checkbox"/> IGL530R*	•	•

\*Not Fed Spec

### Industrial grade flanged inlets & outlets



Rating	V/AC	NEMA	Description	Color	Flanged inlet	Flanged outlet	US	RoHS
30	125	L5-30	Standard industrial	BK	<input type="checkbox"/> AHL530FI	—	•	•
			Standard industrial	BK & W	—	<input type="checkbox"/> AHL530FO <sup>1</sup>	•	•

<sup>1</sup>Only UL Listed & CSA certified

### Accessories for NEMA L5-30 locking devices

Description	Catalog no.	US	RoHS
Neoprene weather protective boot for 20/30A, 3-W locking plug	<input type="checkbox"/> BM1	•	
Neoprene weather protective boot for 20/30A, 3-W locking connector	<input type="checkbox"/> BM2	•	



BM1



BM2

**Dimensional information:**  
C-76-C-78

**Plug & connector specification information:**  
L5-30: C-85

**Receptacle specification information:**  
L5-30: C-87

Isolated ground L5-30: C-87  
**Flanged inlet & flanged outlet specification information:**  
L5-30: C-89

### Color information:

BK (Black), RN (Orange), W (White)



Compliances, specifications and availability are subject to change without notice.

Indicates NAFTA compliant - Page Q-32

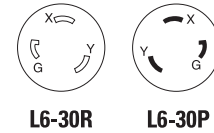
RoHS compliant - Page Q-32




### Industrial grade 30A locking devices

#### Product description

2-pole, 3-wire grounding  
30A, 250V/AC  
NEMA L6-30



AHL630C



AHL630R



AHL630FO

#### Industrial grade plugs & connectors

Rating A	V/AC	NEMA	Description	Cord diameter	Color	Plug catalog no.	Connector catalog no.		
30	250	L6-30	Ultra grip straight body	0.38-1.00" (9.5-25.4mm)	BK & W	<input type="checkbox"/> AHL630P	<input type="checkbox"/> AHL630C		

#### Industrial grade receptacles

Rating A	V/AC	NEMA	Description	Color	Single receptacle		
30	250	L6-30	Standard industrial	BK	<input type="checkbox"/> AHL630R		
			Isolated ground	RN	<input type="checkbox"/> IGL630R*		

\*Not Fed Spec

#### Industrial grade inlets & outlets

Rating A	V/AC	NEMA	Description	Color	Flanged inlet	Flanged outlet		
30	250	L6-30	Standard industrial	BK	<input type="checkbox"/> AHL630FI	—		
			Standard industrial	BK & W	—	<input type="checkbox"/> AHL630FO <sup>1</sup>		

<sup>1</sup>Only UL Listed & CSA Certified

#### Accessories for NEMA L6-30 locking devices

Description	Catalog no.	
Neoprene weather protective boot for 20/30A, 3-W locking plug	<input type="checkbox"/> BM1	
Neoprene weather protective boot for 20/30A, 3-W locking connector	<input type="checkbox"/> BM2	



BM1



BM2

**Dimensional information:**  
C-76-C-78

**Plug & connector specification information:**  
L6-30: C-84

**Receptacle specification information:**  
L6-30: C-87

Isolated ground L6-30: C-87  
**Flanged inlet & flanged outlet specification information:**  
L6-30: C-89

#### Color information:

BK (Black), RN (Orange), W (White)



**Compliances, specifications and availability are subject to change without notice.**


Indicates NAFTA compliant - Page Q-32

RoHS compliant - Page Q-32

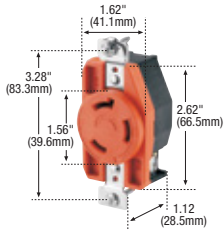
## Industrial grade 30A locking devices

### Product description


2-pole, 3-wire grounding  
30A, 277V/AC  
NEMA L7-30



AHL730P



IGL730R



AHL730FI

### Industrial grade plugs & connectors

Rating A	V/AC	Vinyl NEMA	Description	Cord diameter	Color	Plug catalog no.	Connector catalog no.		
30	277	L7-30	Ultra grip straight body	0.38-1.00" (9.5-25.4mm)	BK & W	<input type="checkbox"/> AHL730P	<input type="checkbox"/> AHL730C		

### Industrial grade receptacles

Rating A	V/AC	NEMA	Description	Color	Single receptacle		
30	277	L7-30	Standard industrial	BK	<input type="checkbox"/> AHL730R		
			Isolated ground	RN	<input type="checkbox"/> IGL730R*		

\*Not Fed Spec

### Industrial grade flanged inlets & outlets

Rating A	V/AC	NEMA	Description	Color	Flanged inlet	Flanged outlet	
30	277	L7-30	Standard industrial	BK	<input type="checkbox"/> AHL730FI	—	
			Standard industrial	BK & W	—	<input type="checkbox"/> AHL730FO <sup>1</sup>	

<sup>1</sup>Only UL Listed & CSA certified

### Accessories for NEMA L7-30 locking devices

Description	Catalog no.	
Neoprene weather protective boot for 20/30A, 3-W locking plug	<input type="checkbox"/> BM1	
Neoprene weather protective boot for 20/30A, 3-W locking connector	<input type="checkbox"/> BM2	



BM1



BM2

**Dimensional information:**  
C-76-C-78

**Plug & connector specification information:**  
L7-30: C-84

**Receptacle specification information:**  
L7-30: C-87

Isolated ground L7-30: C-87  
**Flanged inlet & flanged outlet specification information:**  
L7-30: C-89

### Color information:

BK (Black), RN (Orange), W (White)



Compliances, specifications and availability are subject to change without notice.


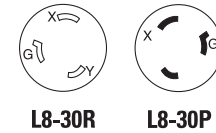
Indicates NAFTA compliant - Page Q-32

RoHS compliant - Page Q-32


### Industrial grade 30A locking devices

#### Product description


2-pole, 3-wire grounding  
30A, 480V/AC  
NEMA L8-30



AHL830P



AHL830C



AHL830R



AHL830FI

#### Industrial grade plugs & connectors



Rating	A	V/AC	NEMA	Description	Cord diameter	Color	Plug catalog no.	Connector catalog no.		
30	480	L8-30	Ultra grip straight body	0.38-1.00" (9.5-25.4mm)	BK & W	<input type="checkbox"/> AHL830P	<input type="checkbox"/> AHL830C			

#### Industrial grade receptacles



Rating	A	V/AC	NEMA	Description	Color	Single receptacle		
30	480	L8-30	Standard industrial	BK	<input type="checkbox"/> AHL830R			
			Isolated ground	RN	<input type="checkbox"/> IGL830R*			

\*Not Fed Spec

#### Industrial grade inlets & outlets



Rating	A	V/AC	NEMA	Description	Color	Flanged inlet	Flanged outlet		
30	480	L8-30	Standard industrial	BK	<input type="checkbox"/> AHL830FI	—	—		
			Standard industrial	BK & W	—	<input type="checkbox"/> AHL830FO <sup>†</sup>	—		

<sup>†</sup>Only UL Listed & CSA certified

#### Accessories for NEMA L8-30 locking devices

Description	Catalog no.	
Neoprene weather protective boot for 20/30A, 3-W locking plug	<input type="checkbox"/> BM1	
Neoprene weather protective boot for 20/30A, 3-W locking connector	<input type="checkbox"/> BM2	



BM1



BM2

**Dimensional information:**  
C-76-C-78

**Plug & connector specification information:**  
L8-30: C-85

**Receptacle specification information:**  
L8-30: C-87

Isolated ground L8-30: C-87

**Flanged inlet & flanged outlet specification information:**  
L8-30: C-89, C-99

#### Color information:

BK (Black), RN (Orange), W (White)



**Compliances, specifications and availability are subject to change without notice.**


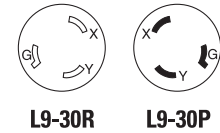
Indicates NAFTA compliant - Page Q-32

RoHS compliant - Page Q-32

## Industrial grade 30A locking devices

### Product description

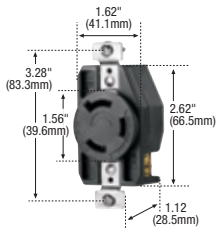
2-pole, 3-wire grounding  
30A, 600V/AC  
NEMA L9-30




CWL930P



CWL930C



CWL930R



CWL930FI

### Industrial grade plugs & connectors

Rating	A	V/AC	NEMA	Description	Cord diameter	Color	Plug catalog no.	Connector catalog no.	
30	600	L9-30	Straight body	0.30-0.95" (7.6-24.1mm)	BK & W	<input type="checkbox"/> CWL930P	<input type="checkbox"/> CWL930C		

### Industrial grade receptacles

Rating	A	V/AC	NEMA	Description	Color	Single receptacle		
30	600	L9-30	Standard industrial		BK	<input type="checkbox"/> CWL930R		

### Industrial grade flanged inlets & outlets

Rating	A	V/AC	NEMA	Description	Color	Flanged inlet	Flanged outlet	
30	600	L9-30	Standard industrial		W	<input type="checkbox"/> CWL930FI	—	
			Standard industrial		W	—	<input type="checkbox"/> CWL930FO <sup>1</sup>	

<sup>1</sup>Only UL Listed & CSA certified

### Accessories for NEMA 30A locking devices

Description	Catalog no.		
Die cast aluminum single receptacle cover, vertical mount, for FS/FD boxes	<input type="checkbox"/> 7420		
Glass-filled nylon flanged inlet/outlet cover, vertical mount, for 30A devices	<input type="checkbox"/> WP2 <sup>11</sup>		

<sup>11</sup>Only UL Listed



7420



WP2

### Color information:

BK (Black), W (White)



(Black)

(White)

**Dimensional information:**  
C-77, C-78

**Receptacle specification information:**  
L9-30: C-87

Compliances, specifications and availability are subject to change without notice.

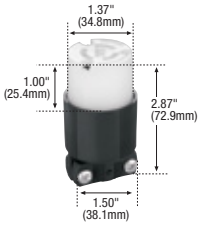
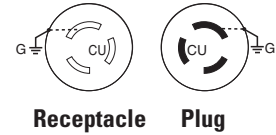
Indicates NAFTA compliant - Page Q-32

RoHS compliant - Page Q-32


## Industrial grade 10/15A locking devices

### Product description


3-pole, 3-wire non-grounding  
10A, 250V/AC; 15A, 125V/AC  
Non-NEMA



4755



7567N



7580

### Industrial grade plugs & connectors



Rating A	V/AC	Description	Cord diameter	Color	Plug catalog no.	Connector catalog no.		
10/15	125/250	Safety grip straight body	0.33-0.66" (8.4-16.7mm)	BK & W	□ 4767	—	•	•
		Safety grip straight body	0.33-0.66" (8.4-16.7mm)	BK & W	—	□ 4755	•	•
		Safety grip angled body	0.33-0.66" (8.4-16.7mm)	BK & W	□ 4767AN	—	•	•
		Auto grip straight body	0.33-0.66" (8.4-16.7mm)	BK & W	□ 7567N	□ 7565N	•	•

### Industrial grade receptacles



Rating A	V/AC	Description	Color	Single receptacle	Duplex receptacle		
10/15	125/250	Standard industrial	BK	□ 7582	□ 7580	•	•

### Accessories for non-NEMA 10/15A locking devices

Description	Catalog no.		
Neoprene weather protective boot for 10/15A plug	□ BS1	•	•
Neoprene weather protective boot for 10/15A connector	□ BS2	•	•
Diecast aluminum single receptacle cover, vertical mount, for FS/FD boxes	□ 7420	•	•
Glass-filled nylon flanged inlet/outlet cover, vertical mount, for 10/15A devices	□ WP1	•	•



BS1



BS2



7420



WP1

**Dimensional information:**  
C-76-C-78

**Plug & connector specification information:**

Non-NEMA 10/15A: C-84

**Receptacle specification information:**

Non-NEMA 10/15A: C-86

### Color information:

BK (Black), W (White)



(Black)

(White)

**Compliances, specifications and availability are subject to change without notice.**

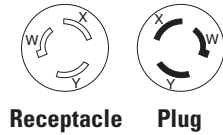
Indicates NAFTA compliant - Page Q-32

RoHS compliant - Page Q-32


## Industrial grade 20A locking devices

### Product description


3-pole, 3-wire non-grounding  
20A, 125/250V/AC  
Non-NEMA



7314C



7310B



7328N

### Industrial grade plugs & connectors

Rating A	V/AC	Description	Cord diameter	Color	Plug catalog no.	Connector catalog no.		
20	125/250	Safety grip straight body	0.38-1.00" (9.5-25.4mm)	GY	□ 9965C	□ 7314C	•	•

### Industrial grade receptacles

Rating A	V/AC	Description	Color	Single receptacle	
20	125/250	Standard industrial	BK	□ 7310B	•

### Industrial grade flanged inlets & outlets

Rating A	V/AC	Description	Color	Flanged inlet	Flanged outlet		
20	125/250	Standard industrial	GY	□ 7327N	—	•	•
		Standard industrial	GY	—	□ 7328N <sup>††</sup>		•

<sup>††</sup>Only UL Listed

### Accessories for non-NEMA 20/30A locking devices

Description	Catalog no.	
Neoprene weather protective boot for 20/30A, 3-W locking plug	□ BM1	•
Neoprene weather protective boot for 20/30A, 3-W locking connector	□ BM2	•



BM1



BM2

**Dimensional Information:**  
C-76-C-78

**Plug & connector specification information:**

Non-NEMA 20A: C-84

**Receptacle specification information:**

Non-NEMA 20A: C-87

**Flanged inlet & flanged outlet specification information:**

Non-NEMA 20A: C-89

### Color information:

BK (Black), GY (Gray)



(Black)

(Gray)

**Compliances, specifications and availability are subject to change without notice.**

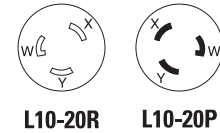
Indicates NAFTA compliant - Page Q-32

RoHS compliant - Page Q-32


### Industrial grade 20A locking devices

#### Product description

3-pole, 3-wire non-grounding  
20A, 125/250V/AC  
NEMA L10-20



AHL1020P



AHL1020R



AHL1020FI

#### Industrial grade plugs & connectors



Rating A	V/AC	NEMA	Description	Cord diameter	Color	Plug catalog no.	Connector catalog no.		
20	125/ 250	L10-20	Ultra grip straight body	0.38-1.00" (9.5-25.4mm)	BK & W	<input type="checkbox"/> AHL1020P	<input type="checkbox"/> AHL1020C		

#### Industrial grade receptacles



Rating A	V/AC	NEMA	Description	Color	Single receptacle		
20	125/ 250	L10-20	Standard industrial	BK	<input type="checkbox"/> AHL1020R		

#### Industrial grade flanged inlets & outlets



Rating A	V/AC	NEMA	Description	Color	Flanged inlet	Flanged outlet		
20	125/ 250	L10-20	Standard industrial	BK	<input type="checkbox"/> AHL1020FI	—		
			Standard industrial	BK & W	—	<input type="checkbox"/> AHL1020FO <sup>††</sup>		

<sup>††</sup>Only UL Listed

#### Accessories for NEMA L10-20 locking devices

Description	Catalog no.		
Neoprene weather protective boot for 20/30A, 3-W locking plug	<input type="checkbox"/> BM1		
Neoprene weather protective boot for 20/30A, 3-W locking connector	<input type="checkbox"/> BM2		
Diecast aluminum single receptacle cover, vertical mount, for FS/FD boxes	<input type="checkbox"/> 7420		



BM1



BM2



7420

**Dimensional information:**  
C-76-C-78

**Plug & connector specification information:**  
L10-20: C-84

**Receptacle specification information:**  
L10-20: C-87

**Flanged inlet & flanged outlet specification information:**  
L10-20: C-89

#### Color information:

BK (Black), W (White)



(Black)

(White)

**Compliances, specifications and availability are subject to change without notice.**



Indicates NAFTA compliant - Page Q-32

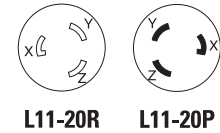


RoHS compliant - Page Q-32


## Industrial grade 20A locking devices

### Product description

3-pole, 3-wire non-grounding  
20A, 3Ø 250V/AC  
NEMA L11-20



AHL1120C



AHL1120R



AHL1120FO

### Industrial grade plugs & connectors

Rating A	V/AC	Vinyl NEMA	Description	Cord diameter	Color	Plug catalog no.	Connector catalog no.		
20	250	L11-20	3Ø ultra grip straight body	0.38-1.00" (9.5-25.4mm)	BK & W	<input type="checkbox"/> AHL1120P	<input type="checkbox"/> AHL1120C		

### Industrial grade receptacles

Rating A	V/AC	NEMA	Description	Color	Single receptacle		
20	250	L11-20	3Ø standard industrial	BK	<input type="checkbox"/> AHL1120R		

### Industrial grade flanged inlets & outlets

Rating A	V/AC	NEMA	Description	Color	Flanged inlet	Flanged outlet		
20	250	L11-20	3Ø standard industrial	BK	<input type="checkbox"/> AHL1120FI	—		
			3Ø standard industrial	BK & W	—	<input type="checkbox"/> AHL1120FO**		

\*\*Only UL Listed

### Accessories for NEMA L11-20 locking devices

Description	Catalog no.		
Neoprene weather protective boot for 20/30A, 3-W locking plug	<input type="checkbox"/> BM1		
Neoprene weather protective boot for 20/30A, 3-W locking connector	<input type="checkbox"/> BM2		
Diecast aluminum single receptacle cover, vertical mount, for FS/FD boxes	<input type="checkbox"/> 7420		



**Dimensional information:**  
C-76-C-78

**Plug & connector specification information:**  
L11-20: C-85

**Receptacle specification information:**  
L11-20: C-87

Isolated ground L11-20: C-87  
**Flanged inlet & flanged outlet specification information:**  
L11-20: C-88, C-89

### Color information:

BK (Black), W (White)



**Compliances, specifications and availability are subject to change without notice.**

Indicates NAFTA compliant - Page Q-32


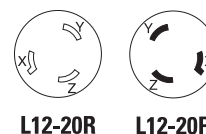
RoHS compliant - Page Q-32




### Industrial grade 20A locking devices

#### Product description


3-pole, 3-wire non-grounding  
20A, 3Ø 480V/AC  
NEMA L12-20



CWL1220P



CWL1220R



CWL1220FI

#### Industrial grade plugs & connectors

Rating	V/AC	NEMA	Description	Cord diameter	Color	Plug catalog no.	Connector catalog no.	
20	480	L12-20	3Ø straight body	0.38-1.00" (9.5-25.4mm)	BK & W	<input type="checkbox"/> CWL1220P	<input type="checkbox"/> CWL1220C	

#### Industrial grade receptacles

Rating	V/AC	NEMA	Description	Color	Single receptacle	
20	480	L12-20	3Ø standard industrial	BK	<input type="checkbox"/> CWL1220R	

#### Industrial grade inlets & outlets

Rating	V/AC	NEMA	Description	Color	Flanged inlet	Flanged outlet	
20	480	L12-20	3Ø standard industrial	W	<input type="checkbox"/> CWL1220FI	—	
			3Ø standard industrial	W	—	<input type="checkbox"/> CWL1220FO <sup>†</sup>	

<sup>†</sup>Only UL Listed & CSA certified

#### Accessories for NEMA L12-20 locking devices

Description	Catalog no.	
Diecast aluminum single receptacle cover, vertical mount, for FS/FD boxes	<input type="checkbox"/> 7420	
Glass-filled nylon flanged inlet/outlet cover, vertical mount, for 20A devices	<input type="checkbox"/> WP2	



7420



WP2

#### Color information:

BK (Black), W (White)



(Black)

(White)

**Dimensional information:**  
C-77, C-78

**Receptacle specification information:**  
L12-20: C-87

**Compliances, specifications and availability are subject to change without notice.**



Indicates NAFTA compliant - Page Q-32


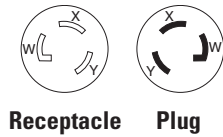


RoHS compliant - Page Q-32

## Industrial grade 30A locking devices

### Product description

3-pole, 3-wire non-grounding  
30A, 125/250V/AC  
Non-NEMA



AH3331N



AH3333N



AH3336N

### Industrial grade plugs & connectors

Rating A	V/AC	Description	Cord diameter	Color	Plug catalog no.	Connector catalog no.		
30	125/250	Ultra grip straight body	0.38-1.00" (9.5-25.4mm)	BK & W	□ AH3331N	□ AH3333N	•	•

### Industrial grade receptacles

Rating A	V/AC	Description	Color	Single receptacle		
30	125/250	Standard industrial	BK	□ AH3330	•	•

### Industrial grade flanged inlets & outlets

Rating A	V/AC	Description	Color	Flanged inlet	Flanged outlet		
30	125/250	Standard industrial	BK & W	□ AH3337N	—	•	•
		Standard industrial	BK & W	—	□ AH3336N <sup>††</sup>	•	•

<sup>††</sup>Only UL Listed

### Accessories for Non-NEMA 30A locking devices

Description	Catalog no.		
Neoprene weather protective boot for 20/30A, 3-W locking plug	□ BM1	•	
Neoprene weather protective boot for 20/30A, 3-W locking connector	□ BM2	•	
Diecast aluminum single receptacle cover, vertical mount, for FS/FD boxes	□ 7420	•	•



BM1



BM2



7420

**Dimensional information:**  
C-76-C-78

**Plug & connector specification information:**

Non-NEMA 30A: C-84

**Receptacle specification information:**

Non-NEMA 30A: C-87

**Flanged inlet & flanged outlet specification information:**

Non-NEMA 30A: C-89

### Color information:

BK (Black), W (White)



(Black)

(White)

**Compliances, specifications and availability are subject to change without notice.**


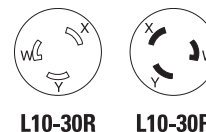
Indicates NAFTA compliant - Page Q-32

RoHS compliant - Page Q-32

### Industrial grade 30A locking devices

#### Product description


3-pole, 3-wire non-grounding  
30A, 125/250V/AC  
NEMA L10-30




AHL1030P



AHL1030C



AHL1030R



AHL1030FI

#### Industrial grade plugs & connectors

Rating	V/AC	NEMA	Description	Cord diameter	Color	Plug catalog no.	Connector catalog no.		
30	125/250	L10-30	Ultra grip straight body	0.38-1.00" (9.5-25.4mm)	BK & W	<input type="checkbox"/> AHL1030P	<input type="checkbox"/> AHL1030C		

#### Industrial grade receptacles

Rating	V/AC	NEMA	Description	Color	Single receptacle		
30	125/250	L10-30	Standard industrial	BK	<input type="checkbox"/> AHL1030R		

#### Industrial grade inlets & outlets

Rating	V/AC	NEMA	Description	Color	Flanged inlet	Flanged outlet		
30	125/250	L10-30	Standard industrial	BK	<input type="checkbox"/> AHL1030FI	—		
			Standard industrial	BK & W	—	<input type="checkbox"/> AHL1030FO <sup>††</sup>		

<sup>††</sup>Only UL Listed

#### Accessories for NEMA L10-30 locking devices

Description	Catalog no.		
Neoprene weather protective boot for 20/30A, 3-W locking plug	<input type="checkbox"/> BM1		
Neoprene weather protective boot for 20/30A, 3-W locking connector	<input type="checkbox"/> BM2		
Diecast aluminum single receptacle cover, vertical mount, for FS/FD boxes	<input type="checkbox"/> 7420		
Glass-filled nylon flanged inlet/outlet cover, vertical mount, for 30A devices	<input type="checkbox"/> WP2		



BM1



BM2



7420



WP2

**Dimensional information:**  
C-76-C-78

**Plug & connector specification information:**  
L10-30: C-85

**Receptacle specification information:**  
L10-30: C-87

**Flanged inlet & flanged outlet specification information:**  
L10-30: C-89

#### Color information:

BK (Black), W (White)



**Compliances, specifications and availability are subject to change without notice.**

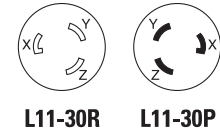
Indicates NAFTA compliant - Page Q-32

RoHS compliant - Page Q-32


## Industrial grade 30A locking devices

### Product description

3-pole, 3-wire non-grounding  
30A, 3Ø 250V/AC  
NEMA L11-30



AHL1130C



AHL1130R



CWL1130FI

### Industrial grade plugs & connectors



Rating	A	V/AC	NEMA	Description	Cord diameter	Color	Plug catalog no.	Connector catalog no.		
30	250	L11-30	3Ø ultra grip straight body	0.38-1.00" (9.5-25.4mm)	BK & W	□ AHL1130P	□ AHL1130C			

### Industrial grade receptacles



Rating	A	V/AC	NEMA	Description	Color	Single receptacle		
30	250	L11-30	3Ø standard industrial	BK	□ AHL1130R			

### Industrial grade flanged inlets & outlets



Rating	A	V/AC	NEMA	Description	Color	Flanged inlet	Flanged outlet		
30	250	L11-30	3Ø standard industrial	BK	□ AHL1130FI	—			
			3Ø standard industrial	BK & W	—	□ AHL1130FO <sup>1</sup>			

<sup>1</sup>Only UL Listed & CSA certified

### Accessories for NEMA L11-30 locking devices

Description	Catalog no.		
Neoprene weather protective boot for 20/30A, 3-W locking plug	□ BM1		
Neoprene weather protective boot for 20/30A, 3-W locking connector	□ BM2		
Diecast aluminum single receptacle cover, vertical mount, for FS/FD boxes	□ 7420		
Glass-filled nylon flanged inlet/outlet cover, vertical mount, for 30A devices	□ WP2		



BM1



BM2



7420



WP2

**Dimensional information:**  
C-76-C-78

**Plug & connector specification information:**  
L11-30: C-85

**Receptacle specification information:**  
L11-30: C-87

**Flanged inlet & flanged outlet specification information:**  
L11-30: C-89

### Color information:

BK (Black), W (White)



(Black)

(White)

Compliances, specifications and availability are subject to change without notice.


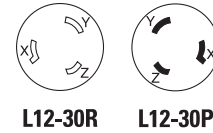
Indicates NAFTA compliant - Page Q-32

RoHS compliant - Page Q-32


### Industrial grade 30A locking devices

#### Product description

3-pole, 3-wire non-grounding  
30A, 3Ø 480V/AC  
NEMA L12-30




CWL1230P



CWL1230R



CWL1230FO



CWL1230FI

#### Industrial grade plugs & connectors

Rating	V/AC	NEMA	Description	Cord diameter	Color	Plug catalog no.	Connector catalog no.	
30	480	L12-30	3Ø straight body	0.38-1.00" (9.5-25.4mm)	BK & W	<input type="checkbox"/> CWL1230P	<input type="checkbox"/> CWL1230C	

#### Industrial grade receptacles

Rating	V/AC	NEMA	Description	Color	Single receptacle		
30	480	L12-30	3Ø standard industrial	BK	<input type="checkbox"/> CWL1230R		

#### Industrial grade flanged inlets & outlets

Rating	V/AC	NEMA	Description	Color	Flanged inlet	Flanged outlet	
30	480	L12-30	3Ø standard industrial	W	<input type="checkbox"/> CWL1230FI	—	
			3Ø standard industrial	W	—	<input type="checkbox"/> CWL1230FO <sup>a</sup>	

<sup>a</sup>Not CSA certified

#### Accessories for NEMA L12-30 locking devices

Description	Catalog no.		
Diecast aluminum single receptacle cover, vertical mount, for FS/FD boxes	<input type="checkbox"/> 7420		
Glass-filled nylon flanged inlet/outlet cover, vertical mount, for 30A devices	<input type="checkbox"/> WP2		



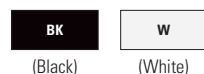
7420



WP2

#### Color information:

BK (Black), W (White)



**Dimensional information:**  
C-77, C-78

**Receptacle specification information:**  
L12-30: C-87

**Compliances, specifications and availability are subject to change without notice.**

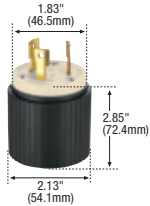
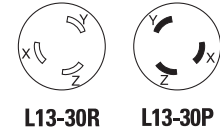
Indicates NAFTA compliant - Page Q-32

RoHS compliant - Page Q-32

## Industrial grade 30A locking devices

### Product description


3-pole, 3-wire non-grounding  
30A, 3Ø 600V/AC  
NEMA L13-30




CWL1330P



CWL1330C



CWL1330R



CWL1330FI

### Industrial grade plugs & connectors

Rating	V/AC	NEMA	Description	Cord diameter	Color	Plug catalog no.	Connector catalog no.	
30	600	L13-30	3Ø straight body	0.38-1.00" (9.5-25.4mm)	BK & W	<input type="checkbox"/> CWL1330P	<input type="checkbox"/> CWL1330C	

### Industrial grade receptacles

Rating	V/AC	NEMA	Description	Color	Single receptacle	
30	600	L13-30	3Ø standard industrial	BK	<input type="checkbox"/> CWL1330R	

### Industrial grade inlets & outlets

Rating	V/AC	NEMA	Description	Color	Flanged inlet	Flanged outlet	
30	600	L13-30	3Ø standard industrial	W	<input type="checkbox"/> CWL1330FI	—	
			3Ø standard industrial	W	—	<input type="checkbox"/> CWL1330FO <sup>a</sup>	

<sup>a</sup>Not CSA certified

### Accessories for NEMA L13-30 locking devices

Description	Catalog no.	
Diecast aluminum single receptacle cover, vertical mount, for FS/FD boxes	<input type="checkbox"/> 7420	
Glass-filled nylon flanged inlet/outlet cover, vertical mount, for 30A devices	<input type="checkbox"/> WP2	



7420



WP2

### Color information:

BK (Black), W (White)



**Dimensional information:**  
C-77, C-78

**Receptacle specification information:**  
L13-30: C-87

Compliances, specifications and availability are subject to change without notice.


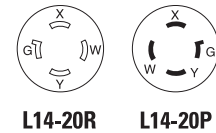
Indicates NAFTA compliant - Page Q-32

RoHS compliant - Page Q-32


### Industrial grade 20A locking devices

#### Product description


3-pole, 4-wire grounding  
20A, 125/250V/AC  
NEMA L14-20



AHL1420P



IGL1420R



AH1420FIBK

#### Industrial grade plugs & connectors



Rating A	V/AC	NEMA	Description	Cord diameter	Color	Plug catalog no.	Connector catalog no.		
20	125/ 250	L14-20	Ultra grip straight body	0.38-1.16" (9.5-29.4mm)	BK & W	<input type="checkbox"/> AHL1420P	<input type="checkbox"/> AHL1420C		
			Ultra grip straight body	0.38-1.16" (9.5-29.4mm)	BK	<input type="checkbox"/> AHL1420PBK	<input type="checkbox"/> AHL1420CBK		

#### Industrial grade receptacles



Rating A	V/AC	NEMA	Description	Color	Single receptacle		
20	125/ 250	L14-20	Standard industrial	BK	<input type="checkbox"/> AHL1420R		
			Isolated ground	RN	<input type="checkbox"/> IGL1420R*		

\*Not Fed Spec

#### Industrial grade flanged inlets & outlets



Rating A	V/AC	NEMA	Description	Color	Flanged inlet	Flanged outlet		
20	125/ 250	L14-20	Standard industrial	BK & W	<input type="checkbox"/> AHL1420FI	—		
			Standard industrial	BK	<input type="checkbox"/> AH1420FIBK	—		
			Standard industrial	BK & W	—	<input type="checkbox"/> AHL1420FO <sup>†</sup>		
			Standard industrial	BK	—	<input type="checkbox"/> AH1420FOBK <sup>†</sup>		

<sup>†</sup>Only UL Listed and CSA Certified

#### Accessories for 20A locking devices

Description	Catalog no.	
Neoprene weather protective boot for 4-W & 5-W plugs	<input type="checkbox"/> BL1	
Neoprene weather protective boot for 4-W & 5-W connectors	<input type="checkbox"/> BL2	



BL1

BL2

**Dimensional information:**  
C-76-C-78

**Plug & connector specification information:**  
L14-20: C-84

**Receptacle specification information:**  
L14-20: C-87  
Isolated ground L14-20: C-87

**Flanged inlet & flanged outlet specification information:**  
L14-20: C-89

#### Color information:

BK (Black), RN (Orange), W (White)



Compliances, specifications and availability are subject to change without notice.

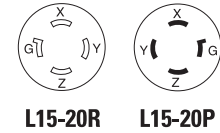
Indicates NAFTA compliant - Page Q-32

RoHS compliant - Page Q-32

## Industrial grade 20A locking devices

### Product description


3-pole, 4-wire grounding  
20A, 3Ø 250V/AC  
NEMA L15-20



AHL1520P



AHL1520C




AHL1520R

### Industrial grade plugs & connectors



Rating	V/AC	NEMA	Description	Cord diameter	Color	Plug catalog no.	Connector catalog no.		
20	250	L15-20	3Ø ultra grip straight body	0.38-1.16" (9.5-29.4mm)	BK & W	<input type="checkbox"/> AHL1520P	<input type="checkbox"/> AHL1520C	•	•

### Industrial grade receptacles



Rating	V/AC	NEMA	Description	Color	Single receptacle		
20	250	L15-20	3Ø standard industrial	BK	<input type="checkbox"/> AHL1520R <sup>a</sup>	•	•
			3Ø isolated ground	RN	<input type="checkbox"/> IGL1520R*	•	•

\*Not Fed Spec, <sup>a</sup>Not NOM cert

### Industrial grade flanged inlets & outlets



Rating	V/AC	NEMA	Description	Color	Flanged inlet	Flanged outlet		
20	250	L15-20	3Ø standard industrial	BK	<input type="checkbox"/> AHL1520FI	—	•	•
			3Ø standard industrial	BK & W	—	<input type="checkbox"/> AHL1520FO <sup>1</sup>	•	•

<sup>1</sup>Only UL Listed and CSA Certified

### Accessories for 20A locking devices

Description	Catalog no.		
Neoprene weather protective boot for 4-W & 5-W plugs	<input type="checkbox"/> BL1	•	•
Neoprene weather protective boot for 4-W & 5-W connectors	<input type="checkbox"/> BL2	•	•
Diecast aluminum single receptacle cover, vertical mount, for FS/FD boxes	<input type="checkbox"/> 7420	•	•
Glass-filled nylon flanged inlet/outlet cover, vertical mount, for 20A devices	<input type="checkbox"/> WP2	•	•



BL1



BL2



7420



WP2

**Dimensional information:**  
C-76-C-78

**Plug & connector specification information:**  
L15-20: C-84

**Receptacle specification information:**  
L15-20: C-87

Isolated ground L15-20: C-87  
**Flanged inlet & flanged outlet specification information:**  
L15-20: C-89

### Color information:

BK (Black), RN (Orange), W (White)



**Compliances, specifications and availability are subject to change without notice.**

Indicates NAFTA compliant - Page Q-32


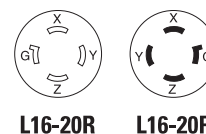
RoHS compliant - Page Q-32



### Industrial grade 20A locking devices

#### Product description

3-pole, 4-wire grounding  
20A, 3Ø 480V/AC  
NEMA L16-20



AHL1620P



AHL1620C



AHL1620FO

#### Industrial grade plugs & connectors



Rating	V/AC	NEMA	Description	Cord diameter	Color	Plug catalog no.	Connector catalog no.	USA	RoHS
20	480	L16-20	3Ø ultra grip straight body	0.38-1.16" (9.5-29.4mm)	BK & W	<input type="checkbox"/> AHL1620P	<input type="checkbox"/> AHL1620C	•	•
			3Ø ultra grip straight body	0.38-1.16" (9.5-29.4mm)	BK	<input type="checkbox"/> AHL1620PBK	<input type="checkbox"/> AHL1620CBK	•	•

#### Industrial grade receptacles



Rating	V/AC	NEMA	Description	Color	Single receptacle	USA	RoHS
20	480	L16-20	3Ø standard industrial	BK	<input type="checkbox"/> AHL1620R	•	•
			3Ø standard industrial	RN	<input type="checkbox"/> IGL1620R	•	•

#### Industrial grade inlets & outlets



Rating	V/AC	NEMA	Description	Color	Flanged inlet	Flanged outlet	USA	RoHS
20	480	L16-20	3Ø standard industrial	BK	<input type="checkbox"/> AHL1620FI	—	•	•
			3Ø standard industrial	BK & W	—	<input type="checkbox"/> AHL1620FO <sup>1</sup>	•	•

<sup>1</sup>Only UL Listed and CSA certified

#### Accessories for L16-20 locking devices

Description	Catalog no.	USA	RoHS
Neoprene weather protective boot for 4-W & 5-W plugs	<input type="checkbox"/> BL1	•	•
Neoprene weather protective boot for 4-W & 5-W connectors	<input type="checkbox"/> BL2	•	•
Diecast aluminum single receptacle cover, vertical mount, for FS/FD boxes	<input type="checkbox"/> 7420	•	•
Glass-filled nylon flanged inlet/outlet cover, vertical mount, for 20A devices	<input type="checkbox"/> WP2	•	•



BL1



BL2



7420



WP2

**Dimensional information:**  
C-76-C-78

**Plug & connector specification information:**  
L16-20: C-84

**Receptacle specification information:**  
L16-20: C-87

**Flanged inlet & flanged outlet specification information:**  
L16-20: C-89

#### Color information:

BK (Black), RN (Orange), W (White)



**Compliances, specifications and availability are subject to change without notice.**


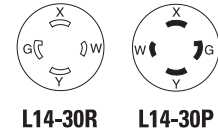
Indicates NAFTA compliant - Page Q-32

RoHS compliant - Page Q-32

## Industrial grade 30A locking devices

### Product description

3-pole, 4-wire grounding  
30A, 125/250V/AC  
NEMA L14-30



AHL1430P



AHL1430C




AHL1430R

### Industrial grade plugs & connectors



Rating A	V/AC	NEMA	Description	Cord diameter	Color	Plug catalog no.	Connector catalog no.	
30	125/250	L14-30	Ultra grip straight body	0.38-1.16" (9.5-29.4mm)	BK & W	<input type="checkbox"/> AHL1430P	<input type="checkbox"/> AHL1430C	

### Industrial grade receptacles



Rating A	V/AC	NEMA	Description	Color	Single receptacle	
30	125/250	L14-30	Standard industrial	BK	<input type="checkbox"/> AHL1430R	
			Isolated ground	RN	<input type="checkbox"/> IGL1430R*	

\*Not Fed Spec

### Industrial grade flanged inlets & outlets



Rating A	V/AC	NEMA	Description	Color	Flanged inlet	Flanged outlet	
30	125/250	L14-30	Standard industrial	BK	<input type="checkbox"/> AHL1430FI	—	
			Standard industrial	BK & W	—	<input type="checkbox"/> AHL1430FO <sup>1</sup>	

<sup>1</sup>Only UL Listed and CSA Certified

### Accessories for L14-30 locking devices

Description	Catalog no.	
Neoprene weather protective boot for 4-W & 5-W plugs	<input type="checkbox"/> BL1	
Neoprene weather protective boot for 4-W & 5-W connectors	<input type="checkbox"/> BL2	
Diecast aluminum single receptacle cover, vertical mount, for FS/FD boxes	<input type="checkbox"/> 7420	
Glass-filled nylon flanged inlet/outlet cover, vertical mount, for 30A devices	<input type="checkbox"/> WP2	



BL1



BL2



7420



WP2

**Dimensional information:**  
C-76-C-78

**Plug & connector specification information:**  
L14-30: C-84

**Receptacle specification information:**  
L14-30: C-87

Isolated ground L14-30: C-87  
**Flanged inlet & flanged outlet specification information:**  
L14-30: C-78

### Color information:

BK (Black), RN (Orange), W (White)



Compliances, specifications and availability are subject to change without notice.

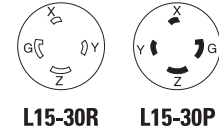
Indicates NAFTA compliant - Page Q-32

RoHS compliant - Page Q-32

## Industrial grade 30A locking devices

### Product description


3-pole, 4-wire grounding  
 30A, 3Ø 250V/AC  
 NEMA L15-30




AHL1530P



AHL1530C



AHL1530R



AHL1530FI

### Industrial grade plugs & connectors



Rating	V/AC	NEMA	Description	Cord diameter	Color	Plug catalog no.	Connector catalog no.	
30	250	L15-30	3Ø ultra grip straight body	0.38-1.16" (9.5-29.4mm)	BK & W	<input type="checkbox"/> AHL1530P	<input type="checkbox"/> AHL1530C	

### Industrial grade receptacles



Rating	V/AC	NEMA	Description	Color	Single receptacle	
30	250	L15-30	3Ø standard industrial	BK	<input type="checkbox"/> AHL1530R	
			3Ø isolated ground	RN	<input type="checkbox"/> IGL1530R*	

\*Not Fed Spec

### Industrial grade flanged inlets & outlets



Rating	V/AC	NEMA	Description	Color	Flanged inlet	Flanged outlet	
30	250	L15-30	3Ø standard industrial	BK	<input type="checkbox"/> AHL1530FI	—	
			3Ø standard industrial	BK & W	—	<input type="checkbox"/> AHL1530FO <sup>1</sup>	

<sup>1</sup>Only UL Listed and CSA Certified

### Accessories for L15-30 locking devices

Description	Catalog no.	
Neoprene weather protective boot for 4-W & 5-W plugs	<input type="checkbox"/> BL1	
Neoprene weather protective boot for 4-W & 5-W connectors	<input type="checkbox"/> BL2	
Diecast aluminum single receptacle cover, vertical mount, for FS/FD boxes	<input type="checkbox"/> 7420	
Glass-filled nylon flanged inlet/outlet cover, vertical mount, for 30A devices	<input type="checkbox"/> WP2	



BL1

BL2

7420

WP2

### Dimensional information:

C-76-C-78

### Plug & connector specification information:

L15-30: C-84

### Receptacle specification information:

L15-30: C-87

Isolated ground L15-30: C-87

### Flanged inlet & flanged outlet specification information:

L15-30: C-89

### Color information:

BK (Black), RN (Orange), W (White)



Compliances, specifications and availability are subject to change without notice.

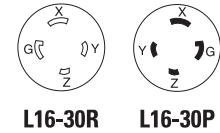
Indicates NAFTA compliant - Page Q-32

RoHS compliant - Page Q-32

## Industrial grade 30A locking devices

### Product description

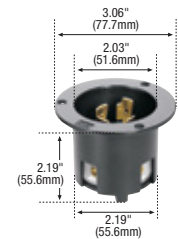
3-pole, 4-wire grounding  
 30A, 3Ø 480V/AC  
 NEMA L16-30



AHL1630P



AHL1630R



AHL1630FI

### Industrial grade plugs & connectors

Rating	V/AC	NEMA	Description	Cord diameter	Color	Plug catalog no.	Connector catalog no.		
30	480	L16-30	3Ø ultra grip straight body	0.38-1.16" (9.5-29.4mm)	BK & W	□ AHL1630P	□ AHL1630C		

### Industrial grade receptacles

Rating	V/AC	NEMA	Description	Color	Single receptacle		
30	480	L16-30	Standard industrial	BK	□ AHL1630R		

### Industrial grade flanged inlets & outlets

Rating	V/AC	NEMA	Description	Color	Flanged inlet	Flanged outlet		
30	480	L16-30	Standard industrial	BK	□ AHL1630FI	—		
			Standard industrial	BK & W	—	□ AHL1630FO <sup>1</sup>		

<sup>1</sup>Only UL Listed and CSA Certified

### Accessories for L16-30 locking devices

Description	Catalog no.		
Neoprene weather protective boot for 4-W & 5-W plugs	□ BL1		
Neoprene weather protective boot for 4-W & 5-W connectors	□ BL2		
Diecast aluminum single receptacle cover, vertical mount, for FS/FD boxes	□ 7420		
Glass-filled nylon flanged inlet/outlet cover, vertical mount, for 30A devices	□ WP2		



**Dimensional information:**  
 C-76-C-78

**Plug & connector specification information:**  
 L15-30: C-84

**Receptacle specification information:**  
 L15-30: C-87

Isolated ground L15-30: C-87  
**Flanged inlet & flanged outlet specification information:**  
 L15-30: C-89

### Color information:

BK (Black), W (White)



**Compliances, specifications and availability are subject to change without notice.**

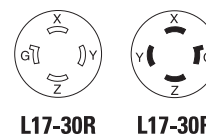
Indicates NAFTA compliant - Page Q-32

RoHS compliant - Page Q-32

### Industrial grade 30A locking devices

#### Product description

3-pole, 4-wire grounding  
30A, 3Ø 600V/AC  
NEMA L17-30



AHL1730P



AHL1730C

#### Industrial grade plugs & connectors



Rating	Cord diameter	Color	Plug catalog no.	Connector catalog no.				
<b>A</b> 30	600 V/AC	L17-30	3Ø ultra grip straight body	0.38-1.16" (9.5-29.4mm)	BK & W	<input type="checkbox"/> AHL1730P	<input type="checkbox"/> AHL1730C	

#### Industrial grade receptacles



Rating	Description	Color	Single receptacle		
<b>A</b> 30	600 V/AC L17-30	3Ø standard industrial	BK	<input type="checkbox"/> AHL1730R	

#### Industrial grade flanged inlets & outlets



Rating	Description	Color	Flanged inlet	Flanged outlet		
<b>A</b> 30	600 V/AC L17-30	3Ø standard industrial	BK	<input type="checkbox"/> AHL1730FI	—	
		3Ø standard industrial	BK & W	—	<input type="checkbox"/> AHL1730FO <sup>1</sup>	

<sup>1</sup>Only UL Listed and CSA Certified

#### Accessories for L17-30 locking devices

Description	Catalog no.	
Neoprene weather protective boot for 4-W & 5-W plugs	<input type="checkbox"/> BL1	
Neoprene weather protective boot for 4-W & 5-W connectors	<input type="checkbox"/> BL2	
Diecast aluminum single receptacle cover, vertical mount, for FS/FD boxes	<input type="checkbox"/> 7420	
Glass-filled nylon flanged inlet/outlet cover, vertical mount, for 30A devices	<input type="checkbox"/> WP2	



BL1



BL2



7420



WP2

**Dimensional information:**  
C-76-C-78

**Plug & connector specification information:**  
L17-30: C-84

**Receptacle specification information:**  
L17-30: C-87

**Flanged inlet & flanged outlet specification information:**  
L17-30: C-89

#### Color information:

BK (Black), W (White)



**Compliances, specifications and availability are subject to change without notice.**


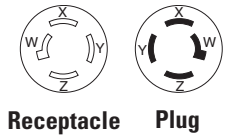
Indicates NAFTA compliant - Page Q-32

RoHS compliant - Page Q-32

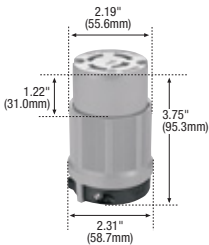
## Industrial grade 20A locking devices

### Product description


4-pole, 4-wire non-grounding  
20A, 3ØY 120/208V/AC  
Non-NEMA




7411C



7413C



7410B



7400N

### Industrial grade plugs & connectors



Rating A	V/AC	Description	Cord diameter	Color	Plug catalog no.	Connector catalog no.		
20	120/208	3ØY safety grip straight body	0.63-1.16" (15.9-29.4mm)	GY	□ 7411C	□ 7413C*	•	•

\*Not NOM cert

### Industrial grade receptacles

Rating A	V/AC	Description	Color	Single receptacle		
20	120/208	3ØY standard industrial	BK	□ 7410B	•	•

### Industrial grade flanged inlets & outlets

Rating A	V/AC	Description	Color	Flanged inlet	Flanged outlet		
20	120/208	3ØY standard industrial	GY	□ 7408N	□ 7409N <sup>11</sup>	•	•

<sup>11</sup>Only UL Listed

### Accessories for non-NEMA 20A locking devices

Description	Catalog no.		
Neoprene weather protective boot for 4-W & 5-W plugs	□ BL1	•	•
Neoprene weather protective boot for 4-W & 5-W connectors	□ BL2	•	•
Diecast aluminum single receptacle cover, vertical mount, for FS/FD boxes	□ 7420	•	•
Glass-filled nylon flanged inlet/outlet cover, vertical mount, for 20A devices	□ WP2	•	•



BL1



BL2



7420



WP2

**Dimensional information:**  
C-76-C-78

**Plug & connector specification information:**

Non-NEMA 20A: C-84

**Receptacle specification information:**

Non-NEMA 20A: C-87

**Flanged inlet & flanged outlet specification information:**

Non-NEMA 20A: C-89

### Color information:

BK (Black), GY (Gray)



(Black)

(Gray)

**Compliances, specifications and availability are subject to change without notice.**


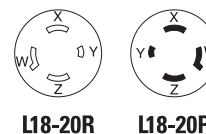
Indicates NAFTA compliant - Page Q-32

RoHS compliant - Page Q-32


### Industrial grade 20A locking devices

#### Product description


4-pole, 4-wire non-grounding  
20A, 3Ø 120/208V/AC  
NEMA L18-20



AHL1820P



AHL1820R



AHL1820FI

#### Industrial grade plugs & connectors



Rating	V/AC	NEMA	Description	Cord diameter	Color	Plug catalog no.	Connector catalog no.	
20	120/208	L18-20	3Ø ultra grip straight body	0.38-1.16" (9.5-29.4mm)	BK & W	<input type="checkbox"/> AHL1820P	<input type="checkbox"/> AHL1820C	

#### Industrial grade receptacles



Rating	V/AC	NEMA	Description	Color	Single receptacle	
20	120/208	L18-20	3Ø standard industrial	BK	<input type="checkbox"/> AHL1820R	

#### Industrial grade flanged inlets & outlets



Rating	V/AC	NEMA	Description	Color	Flanged inlet	Flanged outlet	
20	120/208	L18-20	3Ø standard industrial	BK	<input type="checkbox"/> AHL1820FI	—	
			3Ø standard industrial	BK & W	—	<input type="checkbox"/> AHL1820FO <sup>1)</sup>	

<sup>1)</sup>Only UL Listed

#### Accessories for L18-20 locking devices

Description	Catalog no.	
Neoprene weather protective boot for 4-W & 5-W plugs	<input type="checkbox"/> BL1	
Neoprene weather protective boot for 4-W & 5-W connectors	<input type="checkbox"/> BL2	
Diecast aluminum single receptacle cover, vertical mount, for FS/FD boxes	<input type="checkbox"/> 7420	
Glass-filled nylon flanged inlet/outlet cover, vertical mount, for 20A devices	<input type="checkbox"/> WP2	



BL1



BL2



7420



WP2

**Dimensional information:**  
C-76-C-78

**Plug & connector specification information:**  
L18-20: C-85

**Receptacle specification information:**  
L18-20: C-87

**Flanged inlet & flanged outlet specification information:**  
L18-20: C-89

#### Color information:

BK (Black), W (White)



**Compliances, specifications and availability are subject to change without notice.**


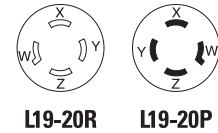
Indicates NAFTA compliant - Page Q-32

RoHS compliant - Page Q-32

## Industrial grade 20A locking devices

### Product description

4-pole, 4-wire non-grounding  
20A, 3ØY 277/480V/AC  
NEMA L19-20



AHL1920P



AHL1920FO

### Industrial grade plugs & connectors

Rating	V/AC	NEMA	Description	Cord diameter	Color	Plug catalog no.	Connector catalog no.		
20	277/480	L19-20	3ØY ultra grip straight body	0.38-1.16" (9.5-29.4mm)	BK & W	<input type="checkbox"/> AHL1920P	<input type="checkbox"/> AHL1920C	•	•

### Industrial grade receptacles

Rating	V/AC	NEMA	Description	Color	Single receptacle		
20	277/480	L19-20	3ØY standard industrial	BK	<input type="checkbox"/> AHL1920R	•	•

### Industrial grade flanged inlets & outlets

Rating	V/AC	NEMA	Description	Color	Flanged inlet	Flanged outlet		
20	277/480	L19-20	3ØY standard industrial	BK	<input type="checkbox"/> AHL1920FI	—	•	•
			3ØY standard industrial	BK & W	—	<input type="checkbox"/> AHL1920FO**	•	

\*\*Only UL Listed

### Accessories for L19-20 locking devices

Description	Catalog no.		
Neoprene weather protective boot for 4-W & 5-W plugs	<input type="checkbox"/> BL1	•	
Neoprene weather protective boot for 4-W & 5-W connectors	<input type="checkbox"/> BL2	•	
Diecast aluminum single receptacle cover, vertical mount, for FS/FD boxes	<input type="checkbox"/> 7420	•	•
Glass-filled nylon flanged inlet/outlet cover, vertical mount, for 20A devices	<input type="checkbox"/> WP2	•	•



BL1



BL2



7420



WP2

**Dimensional information:**  
C-76-C-78

**Plug & connector specification information:**  
L19-20: C-84

**Receptacle specification information:**  
L19-20: C-87

**Flanged inlet & flanged outlet specification information:**  
L19-20: C-89

### Color information:

BK (Black), W (White)



(Black)

(White)

**Compliances, specifications and availability are subject to change without notice.**

Indicates NAFTA compliant - Page Q-32


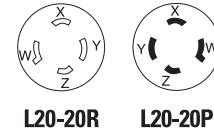
RoHS compliant - Page Q-32



### Industrial grade 20A locking devices

#### Product description


4-pole, 4-wire non-grounding  
20A, 3ØY 347/600V/AC  
NEMA L20-20



AHL2020P



AHL2020C



AHL2020R



AHL2020FO

#### Industrial grade plugs & connectors

Rating	V/AC	NEMA	Description	Cord diameter	Color	Plug catalog no.	Connector catalog no.		
20	347/600	L20-20	3ØY ultra grip straight body	0.38-1.16" (9.5-29.4mm)	BK & W	<input type="checkbox"/> AHL2020P	<input type="checkbox"/> AHL2020C	•	•

#### Industrial grade receptacles

Rating	V/AC	NEMA	Description	Color	Single receptacle		
20	347/600	L20-20	3ØY standard industrial	BK	<input type="checkbox"/> AHL2020R	•	•

#### Industrial grade flanged inlets & outlets

Rating	V/AC	NEMA	Description	Color	Flanged inlet	Flanged outlet		
20	347/600	L20-20	3ØY standard industrial	BK	<input type="checkbox"/> AHL2020FI	—	•	•
			3ØY standard industrial	BK & W	—	<input type="checkbox"/> AHL2020FO <sup>11</sup>	•	•

<sup>11</sup>Only UL Listed

#### Accessories for L20-20 locking devices

Description	Catalog no.		
Neoprene weather protective boot for 4-W & 5-W plugs	<input type="checkbox"/> BL1	•	•
Neoprene weather protective boot for 4-W & 5-W connectors	<input type="checkbox"/> BL2	•	•
Diecast aluminum single receptacle cover, vertical mount, for FS/FD boxes	<input type="checkbox"/> 7420	•	•
Glass-filled nylon flanged inlet/outlet cover, vertical mount, for 20A devices	<input type="checkbox"/> WP2	•	•



BL1



BL2



7420



WP2

**Dimensional information:**  
C-76-C-78

**Plug & connector specification information:**  
L20-20: C-84

**Receptacle specification information:**  
L20-20: C-87

**Flanged inlet & flanged outlet specification information:**  
L20-20: C-89

#### Color information:

BK (Black), W (White)



Compliances, specifications and availability are subject to change without notice.


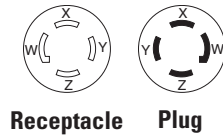
Indicates NAFTA compliant - Page Q-32

RoHS compliant - Page Q-32

## Industrial grade 30A locking devices

### Product description

4-pole, 4-wire non-grounding  
30A, 3ØY 120/208V/AC  
Non-NEMA




AH3431N



AH3433N



AH3430



AH3434N

### Industrial grade plugs & connectors



Rating A	V/AC	Description	Cord diameter	Color	Plug catalog no.	Connector catalog no.		
30	120/208	3ØY ultra grip straight body	0.38-1.16" (9.5-29.4mm)	BK & W	□ AH3431N	□ AH3433N	•	•

### Industrial grade receptacles



Rating A	V/AC	Description	Color	Single receptacle		
30	120/208	3ØY standard industrial	BK	□ AH3430	•	•

### Industrial grade flanged inlets & outlets



Rating A	V/AC	Description	Color	Flanged inlet	Flanged outlet		
30	120/208	3ØY standard industrial	BK	□ AH3434N	—	•	•
		3ØY standard industrial	BK & W	—	□ AH3436N <sup>††</sup>	•	•

<sup>††</sup>Only UL Listed

### Accessories for Non-NEMA 30A locking devices

Description	Catalog no.		
Neoprene weather protective boot for 4-W & 5-W plugs	□ BL1	•	•
Neoprene weather protective boot for 4-W & 5-W connectors	□ BL2	•	•
Diecast aluminum single receptacle cover, vertical mount, for FS/FD boxes	□ 7420	•	•
Glass-filled nylon flanged inlet/outlet cover, vertical mount, for 30A devices	□ WP2	•	•



BL1



BL2



7420



WP2

**Dimensional information:**  
C-76-C-78

**Plug & connector specification information:**  
Non-NEMA 30A: C-84

**Receptacle specification information:**  
Non-NEMA 30A: C-87

**Flanged inlet & flanged outlet specification information:**  
Non-NEMA 30A: C-89

### Color information:

BK (Black), W (White)



(Black)

(White)

Compliances, specifications and availability are subject to change without notice.


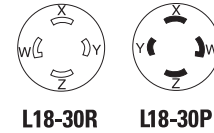
Indicates NAFTA compliant - Page Q-32

RoHS compliant - Page Q-32


## Industrial grade 30A locking devices

### Product description


4-pole, 4-wire non-grounding  
30A, 3Ø 120/208V/AC  
NEMA L18-30



AHL1830P



AHL1830FI



AHL1830R

### Industrial grade plugs & connectors



Rating	V/AC	NEMA	Description	Cord diameter	Color	Plug catalog no.	Connector catalog no.	
30	120/208	L18-30	3ØY ultra grip straight body	0.38-1.16\"/>				

### Industrial grade receptacles



Rating	V/AC	NEMA	Description	Color	Single receptacle	
30	120/208	L18-30	3ØY standard industrial	BK	<input type="checkbox"/> AHL1830R	

### Industrial grade flanged inlets & outlets



Rating	V/AC	NEMA	Description	Color	Flanged inlet	Flanged outlet	
30	120/208	L18-30	3ØY standard industrial	BK	<input type="checkbox"/> AHL1830FI	—	
			3ØY standard industrial	BK & W	—	<input type="checkbox"/> AHL1830FO <sup>††</sup>	

<sup>††</sup>Only UL Listed

### Accessories for L18-30 locking devices

Description	Catalog no.	
Neoprene weather protective boot for 4-W & 5-W plugs	<input type="checkbox"/> BL1	
Neoprene weather protective boot for 4-W & 5-W connectors	<input type="checkbox"/> BL2	
Diecast aluminum single receptacle cover, vertical mount, for FS/FD boxes	<input type="checkbox"/> 7420	
Glass-filled nylon flanged inlet/outlet cover, vertical mount, for 30A devices	<input type="checkbox"/> WP2	



BL1



BL2



7420



WP2

**Dimensional information:**  
C-76-C-78

**Plug & connector specification information:**  
L18-30: C-85

**Receptacle specification information:**  
L18-30: C-87

**Flanged inlet & flanged outlet specification information:**  
L18-30: C-89

### Color information:

BK (Black), W (White)



**Compliances, specifications and availability are subject to change without notice.**


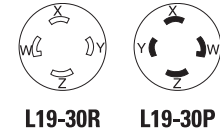
Indicates NAFTA compliant - Page Q-32

RoHS compliant - Page Q-32

## Industrial grade 30A locking devices

### Product description


4-pole, 4-wire non-grounding  
30A, 3ØY 277/480V/AC  
NEMA L19-30



AHL1930P



AHL1930C



AHL1930R



AHL1930FO

### Industrial grade plugs & connectors

Rating	V/AC	NEMA	Description	Cord diameter	Color	Plug catalog no.	Connector catalog no.	
30	277/480	L19-30	3ØY ultra grip straight body	0.38-1.16" (9.5-29.4mm)	BK & W	□ AHL1930P	□ AHL1930C	•

### Industrial grade receptacles

Rating	V/AC	NEMA	Description	Color	Single receptacle	
30	277/480	L19-30	3ØY standard industrial	BK	□ AHL1930R	•

### Industrial grade flanged inlets & outlets

Rating	V/AC	NEMA	Description	Color	Flanged inlet	Flanged outlet	
30	277/480	L19-30	3ØY standard industrial	BK	□ AHL1930FI	—	•
			3ØY standard industrial	BK & W	—	□ AHL1930FO <sup>11</sup>	•

<sup>11</sup>Only UL Listed

### Accessories for L19-30 locking devices

Description	Catalog no.		
Neoprene weather protective boot for 4-W & 5-W plugs	□ BL1	•	
Neoprene weather protective boot for 4-W & 5-W connectors	□ BL2	•	
Diecast aluminum single receptacle cover, vertical mount, for FS/FD boxes	□ 7420	•	•
Glass-filled nylon flanged inlet/outlet cover, vertical mount, for 30A devices	□ WP2	•	



BL1



BL2



7420



WP2

**Dimensional information:**  
C-76-C-78

**Plug & connector specification information:**  
L19-30: C-84

**Receptacle specification information:**  
L19-30: C-87

**Flanged inlet & flanged outlet specification information:**  
L19-30: C-89

### Color information:

BK (Black), W (White)



(Black)

(White)

**Compliances, specifications and availability are subject to change without notice.**


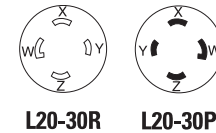
Indicates NAFTA compliant - Page Q-32

RoHS compliant - Page Q-32

## Industrial grade 30A locking devices

### Product description

4-pole, 4-wire non-grounding  
30A, 3ØY 347/600V/AC  
NEMA L20-30



AHL2030P



AHL2030C



AHL2030FO

### Industrial grade plugs & connectors

Rating	V/AC	NEMA	Description	Cord diameter	Color	Plug catalog no.	Connector catalog no.		
30	347/600	L20-30	3ØY ultra grip straight body	0.38-1.16" (9.5-29.4mm)	BK & W	□ AHL2030P	□ AHL2030C	•	•

### Industrial grade receptacles

Rating	V/AC	NEMA	Description	Color	Single receptacle		
30	347/600	L20-30	3ØY standard industrial	BK	□ AHL2030R	•	•

### Industrial grade flanged inlets & outlets

Rating	V/AC	NEMA	Description	Color	Flanged inlet	Flanged outlet	
30	347/600	L20-30	3ØY standard industrial	BK	□ AHL2030FI	—	•
			3ØY standard industrial	BK & W	—	□ AHL2030FO**	•

\*\*Only UL Listed

### Accessories for L20-30 locking devices

Description	Catalog no.		
Neoprene weather protective boot for 4-W & 5-W plugs	□ BL1	•	•
Neoprene weather protective boot for 4-W & 5-W connectors	□ BL2	•	•
Diecast aluminum single receptacle cover, vertical mount, for FS/FD boxes	□ 7420	•	•
Glass-filled nylon flanged inlet/outlet cover, vertical mount, for 30A devices	□ WP2	•	•



BL1



BL2



7420



WP2

**Dimensional information:**  
C-76-C-78

**Plug & connector specification information:**  
L20-30: C-84

**Receptacle specification information:**  
L20-30: C-87

**Flanged inlet & flanged outlet specification information:**  
L20-30: C-89

### Color information:

BK (Black), W (White)



**Compliances, specifications and availability are subject to change without notice.**

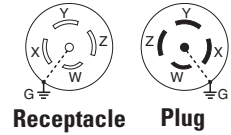
Indicates NAFTA compliant - Page Q-32

RoHS compliant - Page Q-32

## Industrial grade 10/20A locking devices

### Product description

4-pole, 5-wire grounding  
10A, 600V/AC; 20A 250V/AC  
Non-NEMA



AH3521BK



AH3524BK

### Industrial grade plugs & connectors

Rating A	V/AC	Description	Cord diameter	Color	Plug catalog no.	Connector catalog no.		
10/20	600/250	Ultra grip straight body	0.38-1.16" (9.5-29.4mm)	BK	<input type="checkbox"/> AH3521BK	<input type="checkbox"/> AH3523BK	•	•

### Industrial grade flanged inlets & outlets

Rating A	V/AC	Description	Color	Flanged inlet	Flanged outlet		
10/20	600/250	Standard industrial	BK	<input type="checkbox"/> AH3524BK	<input type="checkbox"/> AH3525BK <sup>1)</sup>	•	•

<sup>1)</sup>Only UL Listed

### Accessories for Non-NEMA 10/20A locking devices

Description	Catalog no.		
Neoprene weather protective boot for 4-W & 5-W plugs	<input type="checkbox"/> BL1	•	
Neoprene weather protective boot for 4-W & 5-W connectors	<input type="checkbox"/> BL2	•	
Diecast aluminum single receptacle cover, vertical mount, for FS/FD boxes	<input type="checkbox"/> 7420	•	•
Glass-filled nylon flanged inlet/outlet cover, vertical mount, for 10/20A devices	<input type="checkbox"/> WP2	•	•



BL1



BL2



7420



WP2

### Dimensional information:

C-76-C-78

### Plug & connector specification information:

Non-NEMA  
10/20A: C-84

### Flanged inlet & flanged outlet specification information:

Non-NEMA 10/20A: C-89

### Color information:

BK (Black)



(Black)

Compliances, specifications and availability are subject to change without notice.

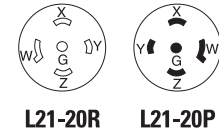
Indicates NAFTA compliant - Page Q-32

RoHS compliant - Page Q-32

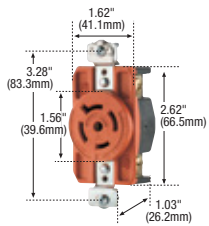
## Industrial grade 20A locking devices

### Product description


4-pole, 5-wire grounding  
20A, 3ØY 120/208V/AC  
NEMA L21-20



AHL2120PF



IGL2120R



AHL2120FI

### Industrial grade plugs & connectors



Rating	V/AC	NEMA	Description	Cord diameter	Color	Plug catalog no.	Connector catalog no.		
20	120/208	L21-20	3ØY ultra grip straight body	0.38-1.16" (9.5-29.4mm)	BK & W	<input type="checkbox"/> AHL2120P	<input type="checkbox"/> AHL2120C		
			3ØY ultra grip straight body	0.38-1.16" (9.5-29.4mm)	BK	<input type="checkbox"/> AHL2120PBK	<input type="checkbox"/> AHL2120CBK		
			3ØY ultra grip flat cable, straight body	Max. 5-wire #10 AWG flat cable	GY	<input type="checkbox"/> AHL2120PF <sup>A</sup>	<input type="checkbox"/> AHL2120CF <sup>A</sup>		

<sup>A</sup>Not UL Listed

### Industrial grade receptacles



Rating	V/AC	NEMA	Description	Color	Single receptacle		
20	120/208	L21-20	3ØY standard industrial	BK	<input type="checkbox"/> AHL2120R		
			3ØY isolated ground	RN	<input type="checkbox"/> IGL2120R*		

\*Not Fed Spec

### Industrial grade flanged inlets



Rating	V/AC	NEMA	Description	Color	Flanged inlet		
20	120/208	L21-20	3ØY standard industrial	BK	<input type="checkbox"/> AHL2120FI		

### Industrial grade flanged outlets



Rating	V/AC	NEMA	Description	Color	Flanged outlet		
20	120/208	L21-20	3ØY standard industrial	BK & W	<input type="checkbox"/> AHL2120FO		

### Accessories for L21-20 locking devices

Description	Catalog no.		
Neoprene weather protective boot for 4-W & 5-W plugs	<input type="checkbox"/> BL1		
Neoprene weather protective boot for 4-W & 5-W connectors	<input type="checkbox"/> BL2		
Diecast aluminum single receptacle cover, vertical mount, for FS/FD boxes	<input type="checkbox"/> 7420		
Glass-filled nylon flanged inlet/outlet cover, vertical mount, for 20A devices	<input type="checkbox"/> WP2		



BL1



BL2



7420



WP2

**Dimensional information:**  
C-76-C-78

**Plug & connector specification information:**  
L21-20: C-85

**Receptacle specification information:**  
L21-20: C-87  
Isolated ground L21-20: C-87

**Flanged inlet & flanged outlet specification information:**  
L21-20: C-89

### Color information:

BK (Black), GY (Gray), RN (Orange), W (White)



**Compliances, specifications and availability are subject to change without notice.**



Indicates NAFTA compliant - Page Q-32

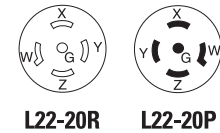


RoHS compliant - Page Q-32

## Industrial grade 20A locking devices

### Product description


4-pole, 5-wire grounding  
20A, 3ØY 277/480V/AC  
NEMA L22-20




AHL2220P



AHL2220C



AHL2220R



AHL2220FI

### Industrial grade plugs & connectors



Rating	V/AC	NEMA	Description	Cord diameter	Color	Plug catalog no.	Connector catalog no.	
20	277/480	L22-20	3ØY ultra grip straight body	0.38-1.16" (9.5-29.4mm)	BK & W	<input type="checkbox"/> AHL2220P	<input type="checkbox"/> AHL2220C	

### Industrial grade receptacles



Rating	V/AC	NEMA	Description	Color	Single receptacle	
20	277/480	L22-20	3ØY standard industrial	BK	<input type="checkbox"/> AHL2220R	

### Industrial grade flanged inlets & outlets



Rating	V/AC	NEMA	Description	Color	Flanged inlet	Flanged outlet	
20	277/480	L22-20	3ØY standard industrial	BK	<input type="checkbox"/> AHL2220FI	—	
			3ØY standard industrial	BK & W	—	<input type="checkbox"/> AHL2220FO <sup>1</sup>	

<sup>1</sup>Only UL Listed and CSA Certified

### Accessories for L22-20 locking devices

Description	Catalog no.	
Neoprene weather protective boot for 4-W & 5-W plugs	<input type="checkbox"/> BL1	
Neoprene weather protective boot for 4-W & 5-W connectors	<input type="checkbox"/> BL2	
Diecast aluminum single receptacle cover, vertical mount, for FS/FD boxes	<input type="checkbox"/> 7420	
Glass-filled nylon flanged inlet/outlet cover, vertical mount, for 20A devices	<input type="checkbox"/> WP2	



BL1

BL2

7420

WP2

**Dimensional information:**  
C-76-C-78

**Plug & connector specification information:**  
L22-20: C-85

**Receptacle specification information:**  
L22-20: C-87

**Flanged inlet & flanged outlet specification information:**  
L22-20: C-89

### Color information:

BK (Black), W (White)



**Compliances, specifications and availability are subject to change without notice.**

Indicates NAFTA compliant - Page Q-32

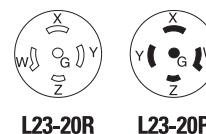
RoHS compliant - Page Q-32



### Industrial grade 20A locking devices

#### Product description

4-pole, 5-wire grounding  
20A, 3ØY 347/600V/AC  
NEMA L23-20



AHL2320P



AHL2320C



AHL2320FO

#### Industrial grade plugs & connectors



Rating A	V/AC	NEMA	Description	Cord diameter	Color	Plug catalog no.	Connector catalog no.		
20	347/ 600	L23-20	3ØY ultra grip straight body	0.38-1.16" (9.5-29.4mm)	BK & W	<input type="checkbox"/> AHL2320P	<input type="checkbox"/> AHL2320C	•	•

#### Industrial grade receptacles



Rating A	V/AC	NEMA	Description	Color	Single receptacle		
20	347/ 600	L23-20	3ØY standard industrial	BK	<input type="checkbox"/> AHL2320R	•	•

#### Industrial grade flanged inlets & outlets



Rating A	V/AC	NEMA	Description	Color	Flanged inlet	Flanged outlet		
20	347/ 600	L23-20	3ØY standard industrial	BK	<input type="checkbox"/> AHL2320FI	—	•	•
			3ØY standard industrial	BK & W	—	<input type="checkbox"/> AHL2320FO <sup>1</sup>	•	•

<sup>1</sup>Only UL Listed and CSA Certified

#### Accessories for L22-20 locking devices

Description	Catalog no.		
Neoprene weather protective boot for 4-W & 5-W plugs	<input type="checkbox"/> BL1	•	•
Neoprene weather protective boot for 4-W & 5-W connectors	<input type="checkbox"/> BL2	•	•
Diecast aluminum single receptacle cover, vertical mount, for FS/FD boxes	<input type="checkbox"/> 7420	•	•
Glass-filled nylon flanged inlet/outlet cover, vertical mount, for 20A devices	<input type="checkbox"/> WP2	•	•



BL1



BL2



7420



WP2

**Dimensional information:**  
C-76-C-78


**Plug & connector specification information:**  
L23-20: C-84

**Receptacle specification information:**  
L23-20: C-87

**Flanged inlet & flanged outlet specification information:**  
L23-20: C-89

#### Color information:

BK (Black), W (White)



(Black)

(White)

**Compliances, specifications and availability are subject to change without notice.**



Indicates NAFTA compliant - Page Q-32

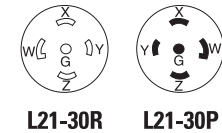


RoHS compliant - Page Q-32

## Industrial grade 30A locking devices

### Product description


4-pole, 5-wire grounding  
30A, 3ØY 120/208V/AC  
NEMA L21-30




AHL2130PF



AHL2130C



AHL2130R



AHL2130FI

### Industrial grade plugs & connectors



Rating	A	V/AC	NEMA	Description	Cord diameter	Color	Plug catalog no.	Connector catalog no.	
30	120/208	L21-30	3ØY ultra grip straight body	0.38-1.16" (9.5-29.4mm)	BK & W	<input type="checkbox"/> AHL2130P	<input type="checkbox"/> AHL2130C		
			3ØY ultra grip flat cable, straight body	Max. 5-wire #10 AWG flat cable	GY	<input type="checkbox"/> AHL2130PF <sup>A</sup>	<input type="checkbox"/> AHL2130CF <sup>A</sup>		

<sup>A</sup>Not UL Listed

### Industrial grade receptacles



Rating	A	V/AC	NEMA	Description	Color	Single receptacle	
30	120/208	L21-30	3ØY standard industrial		BK	<input type="checkbox"/> AHL2130R	
			Isolated ground		RN	<input type="checkbox"/> IGL2130R*	

\*Not Fed Spec

### Industrial grade flanged inlets



Rating	A	V/AC	NEMA	Description	Color	Flanged inlet	
30	120/208	L21-30	3ØY standard industrial		BK	<input type="checkbox"/> AHL2130FI	

### Industrial grade flanged outlets



Rating	A	V/AC	NEMA	Description	Color	Flanged outlet	
30	120/208	L21-30	3ØY standard industrial		BK & W	<input type="checkbox"/> AHL2130FO	

### Accessories for L21-30 locking devices

Description	Catalog no.	
Neoprene weather protective boot for 4-W & 5-W plugs	<input type="checkbox"/> BL1	
Neoprene weather protective boot for 4-W & 5-W connectors	<input type="checkbox"/> BL2	
Diecast aluminum single receptacle cover, vertical mount, for FS/FD boxes	<input type="checkbox"/> 7420	
Glass-filled nylon flanged inlet/outlet cover, vertical mount, for 30A devices	<input type="checkbox"/> WP2	



BL1



BL2



7420



WP2

**Dimensional information:**  
C-76-C-78

**Plug & connector specification information:**  
L21-30: C-85

**Receptacle specification information:**  
L21-30: C-87

**Flanged inlet & flanged outlet specification information:**  
L21-30: C-88

### Color information:

BK (Black), GY (Gray), RN (Orange), W (White)



Compliances, specifications and availability are subject to change without notice.

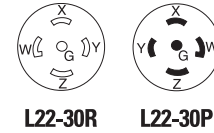
Indicates NAFTA compliant - Page Q-32

RoHS compliant - Page Q-32

Industrial grade 30A locking devices

Product description


4-pole, 5-wire grounding  
30A, 3ØY 277/480V/AC  
NEMA L22-30



AHL2230P



AHL2230C



AHL2230R



AHL2230FO

Industrial grade plugs & connectors <sup>c</sup>UL US

Rating A	V/AC	NEMA	Description	Cord diameter	Color	Plug catalog no.	Connector catalog no.		
30	277/ 480	L22-30	3ØY ultra grip straight body	0.38-1.16" (9.5-29.4mm)	BK & W	<input type="checkbox"/> AHL2230P	<input type="checkbox"/> AHL2230C	•	•
			3ØY ultra grip flat cable, straight body	Max. 5-wire #10 AWG flat cable	GY	<input type="checkbox"/> AHL2230PF <sup>Δ</sup>	<input type="checkbox"/> AHL2230CF <sup>Δ</sup>	•	•

<sup>Δ</sup>Not UL Listed

Industrial grade receptacles

Rating A	V/AC	NEMA	Description	Color	Single receptacle		
30	277/ 480	L22-30	3ØY standard industrial	BK	<input type="checkbox"/> AHL2230R	•	•
			3ØY isolated ground	RN	<input type="checkbox"/> IGL2230R	•	•

Industrial grade flanged inlets & outlets <sup>c</sup>UL US

Rating A	V/AC	NEMA	Description	Color	Flanged inlet	Flanged outlet		
30	277/ 480	L22-30	3ØY standard industrial	BK	<input type="checkbox"/> AHL2230FI	—	•	•
			3ØY standard industrial	BK & W	—	<input type="checkbox"/> AHL2230FO <sup>1</sup>	•	•

<sup>1</sup>Only UL Listed and CSA Certified

Accessories for NEMA L22-30 locking devices

Description	Catalog no.		
Neoprene weather protective boot for 4-W & 5-W plugs	<input type="checkbox"/> BL1	•	•
Neoprene weather protective boot for 4-W & 5-W connectors	<input type="checkbox"/> BL2	•	•
Diecast aluminum single receptacle cover, vertical mount, for FS/FD boxes	<input type="checkbox"/> 7420	•	•
Glass-filled nylon flanged inlet/outlet cover, vertical mount, for 30A devices	<input type="checkbox"/> WP2	•	•



Dimensional information:  
C-76-C-78

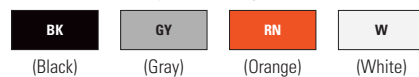
Plug & connector specification  
information:  
L22-30: C-85

Receptacle specification  
information:  
L22-30: C-87  
Isolated ground L22-30: C-87

Flanged inlet & flanged outlet  
specification information:  
L22-30: C-89

Color information:

BK (Black), GY (Gray), RN (Orange), W (White)



Compliances, specifications and availability are subject to change without notice.

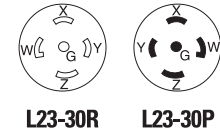
Indicates NAFTA compliant - Page Q-32

RoHS compliant - Page Q-32


## Industrial grade 30A locking devices

### Product description

4-pole, 5-wire grounding  
30A, 3ØY 347/600V/AC  
NEMA L23-30



AHL2330P



AHL2330R



AHL2330FO

### Industrial grade plugs & connectors

Rating	V/AC	NEMA	Description	Cord diameter	Color	Plug catalog no.	Connector catalog no.		
30	347/600	L23-30	3ØY ultra grip straight body	0.38-1.16" (9.5-29.4mm)	BK & W	<input type="checkbox"/> AHL2330P	<input type="checkbox"/> AHL2330C	•	•
			3ØY ultra grip flat cable, straight body	Max. 5-wire #10 AWG flat cable	GY	<input type="checkbox"/> AHL2330PF <sup>A</sup>	<input type="checkbox"/> AHL2330CF <sup>A</sup>	•	•

<sup>A</sup>Not UL Listed

### Industrial grade receptacles

Rating	V/AC	NEMA	Description	Color	Single receptacle		
30	347/600	L23-30	3ØY standard industrial	BK	<input type="checkbox"/> AHL2330R	•	•
			3ØY isolated ground	RN	<input type="checkbox"/> IGL2330R	•	•

### Industrial grade flanged inlets & outlets

Rating	V/AC	NEMA	Description	Color	Flanged inlet	Flanged outlet		
30	347/600	L23-30	3ØY standard industrial	BK	<input type="checkbox"/> AHL2330FI	—	•	•
			3ØY standard industrial	BK & W	—	<input type="checkbox"/> AHL2330FO <sup>1</sup>	•	•

<sup>1</sup>Only UL Listed and CSA Certified

### Accessories for NEMA L23-30 locking devices

Description	Catalog no.		
Neoprene weather protective boot for 4-W & 5-W plugs	<input type="checkbox"/> BL1	•	•
Neoprene weather protective boot for 4-W & 5-W connectors	<input type="checkbox"/> BL2	•	•
Diecast aluminum single receptacle cover, vertical mount, for FS/FD boxes	<input type="checkbox"/> 7420	•	•
Glass-filled nylon flanged inlet/outlet cover, vertical mount, for 30A devices	<input type="checkbox"/> WP2	•	•



BL1



BL2



7420



WP2

**Dimensional information:**  
C-76-C-78

**Plug & connector specification information:**  
L23-30: C-84

**Receptacle specification information:**  
L23-30: C-87

Isolated ground L23-30: C-87  
**Flanged inlet & flanged outlet specification information:**  
L23-30: C-89

### Color information:

BK (Black), GY (Gray), RN (Orange), W (White)



**Compliances, specifications and availability are subject to change without notice.**

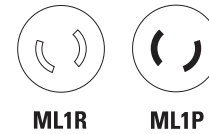
Indicates NAFTA compliant - Page Q-32

RoHS compliant - Page Q-32

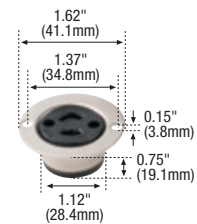
## Industrial grade 15A midget type locking devices

### Product description

2-pole, 2-wire non-grounding  
15A, 125V/AC  
NEMA ML1



7466



7468



7594



7595N



7596N

**Dimensional information:**  
C-79, C-80

**Plug & connector specification information:**  
C-90

**Flanged inlet & flanged outlet specification information:**  
C-90

### Industrial grade plugs & connectors



Rating	V/AC	NEMA	Description	Cord diameter	Color	Plug catalog no.	Connector catalog no.	
15	125	ML1	Nylon & phenolic straight body	0.22-0.31" (5.5-7.9mm)	BK	□ 7465N	—	•
			Nylon & phenolic straight body	0.31-0.50" (7.9-12.7mm)	BK	□ 7428N	—	• •
			Polarized nylon & phenolic, straight body	0.22-0.31" (5.5-7.9mm)	BK	□ 7479N	□ 7464N	•
			Polarized nylon & phenolic, straight body	0.31-0.50" (7.9-12.7mm)	BK	□ 7429N	□ 7427N	• •

### Industrial grade flanged inlets & outlets



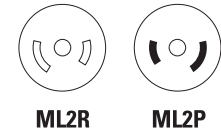
Rating	V/AC	NEMA	Description	Color	Flanged inlet	Flanged outlet	
15	125	ML1	Phenolic body	BK	□ 7466	—	• •
			Polarized phenolic body	BK	□ 7467	—	• •
			Polarized glass-filled nylon body	BK	—	□ 7468 <sup>†</sup>	• •

<sup>†</sup>Only UL Listed & CSA certified

## Industrial grade midget type locking devices

### Product description

2-pole, 3-wire grounding  
15A, 125V/AC  
NEMA ML2



### Industrial grade plugs & connectors



Rating	V/AC	NEMA	Description	Cord diameter	Color	Plug catalog no.	Connector catalog no.	
15	125	ML2	Nylon & phenolic straight body	0.28-0.42" (7.1-10.7mm)	BK	□ 7594	—	• •
			Glass-filled nylon straight body	0.28-0.42" (7.1-10.7mm)	BK	—	□ 7593	• •

### Industrial grade flanged inlets & outlets



Rating	V/AC	NEMA	Description	Color	Flanged inlet	Flanged outlet	
15	125	ML2	Nylon & phenolic body, metal housing	BK	□ 7595	—	• •
			Nylon & phenolic body, metal housing	BK	—	□ 7596 <sup>†</sup>	• •
			Glass-filled nylon body, nylon housing	BK	□ 7595N	—	• •
			Glass-filled nylon body, nylon housing	BK	—	□ 7596N <sup>†</sup>	• •

<sup>†</sup>Only UL Listed and CSA Certified

### Color information:

BK (Black)



(Black)

**Compliances, specifications and availability are subject to change without notice.**


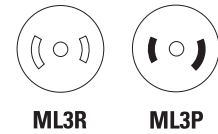
Indicates NAFTA compliant - Page Q-32

RoHS compliant - Page Q-32

## Industrial grade midget type 15A locking devices

### Product description

3-pole, 3-wire non-grounding  
15A, 125/250V/AC  
NEMA ML3



7485



7484

### Industrial grade plugs & connectors

Rating A	V/AC	NEMA	Description	Cord diameter	Color	Plug catalog no.	Connector catalog no.		
15	125/250	ML3	Nylon & phenolic straight body	0.28-0.42" (7.1-10.7mm)	BK	□ 7485	—		
			Nylon & phenolic straight body	0.28-0.42" (7.1-10.7mm)	BK	—	□ 7484		

### Industrial grade flanged inlets & outlets

Rating A	V/AC	NEMA	Description	Color	Flanged inlet	Flanged outlet		
15	125/250	ML3	Glass-filled nylon body, metal housing	BK	□ 7486	—		
			Glass-filled nylon body, metal housing	BK	—	□ 7487 <sup>1</sup>		
			Nylon & phenolic body, nylon housing	BK	□ 7486N	—		
			Nylon & phenolic body, nylon housing	BK	—	□ 7487N <sup>1</sup>		

<sup>1</sup>Only UL Listed & CSA certified

**Dimensional information:**  
C-79, C-80

**Plug & connector specification information:**  
C-90

**Flanged inlet & flanged outlet specification information:**  
C-90

### Color information:

BK (Black)



(Black)

**Compliances, specifications and availability are subject to change without notice.**

Indicates NAFTA compliant - Page Q-32

RoHS compliant - Page Q-32

## Innovative design & rugged durability

Arrow Hart's unique pro grip design allows for quick and easy termination and assembly, saving valuable time on the job site. Superior design combined with rugged materials make Arrow Hart 50A devices ideal for temporary power applications

### Pro grip 50A plugs & connectors features & benefits

High-impact-resistant nylon housing can endure the roughest abuse while providing added insulation, resistance to breakage and superior heat performance

Cold rolled plated steel plug shroud adds strength and resists corrosion


Deep tapered wire wells are clearly marked for easy insertion and isolation of up to #4 AWG solid or stranded wires

Performance feature pro grip lock provides visual confirmation that the device is assembled properly; 3-step assembly is fastest and easiest in the industry

Matte finish ribbed housing surface provides improved gripping and handling in any environment

Glass-filled nylon body for resistance to breakage and superior heat performance

Tri-combo assembly screws are stainless steel construction for corrosion resistance



## Exceptional receptacles & inlets


Innovative design, rugged materials and superior construction deliver lasting performance and reliable service in harsh industrial environments

### 50A receptacles features & benefits

Heavy gauge 0.078" steel shells

Rugged glass-filled nylon construction stands up to the toughest environments

Rugged single piece heavy-duty plated mounting strap for corrosion resistance; marine grade models are nickel plated




One-piece contacts provide continuity in the grounding and power circuits: brass alloy (shown), or nickel plated brass (marine grade versions)

Heavy interior walls for additional support

Large terminal box lugs for secure wiring

### 50A flanged inlets features & benefits

Rugged metal shells and housings consist of corrosion resistant plated steel



Back wired for quick and dependable conductor termination

Deep, tapered wire wells for positive conductor insulation

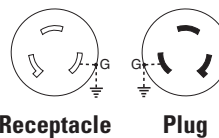
Compliances, specifications and availability are subject to change without notice.



### Industrial grade 50A locking devices

#### Product description


2-pole, 3-wire grounding  
50A, 125V/AC  
Non-NEMA, marine grade



63CR61



63CR60



63CR70

#### Marine grade plugs & connectors

Rating A	V/AC	Description	Cord diameter	Color	Plug catalog no.	Connector catalog no.		
50	125	Pro grip nylon	0.44-1.06" (11.1-26.0mm)	Y & BK	<input type="checkbox"/> 63CR61EX	<input type="checkbox"/> 63CR60EX	•	•
		Armored	0.68-1.13" (17.3-28.6mm)	Stainless steel	<input type="checkbox"/> 63CR61		•	•
		Armored	0.68-1.13" (17.3-28.6mm)	Stainless steel		<input type="checkbox"/> 63CR60	•	

#### Marine grade receptacles

Rating A	V/AC	Description	Color	Single receptacle		
50	125	Corrosion resistant	BK	<input type="checkbox"/> 63CR70	•	•

#### Accessories for 50A marine grade locking devices

Description	Color suffix	Catalog no.		
Weather protective glass-filled nylon, w/ lift lid cover	BK, CR, GY	<input type="checkbox"/> 7788__	•	•
Weather protective diecast aluminum, w/ lift lid cover		<input type="checkbox"/> 7770	•	
Weather protective boot for 50A armored plug		<input type="checkbox"/> 7716	•	
Weather protective boot for 50A armored connector		<input type="checkbox"/> 7717	•	
Weather protective boot for 50A pro grip plug		<input type="checkbox"/> 7716EX	•	
Weather protective boot for 50A pro grip connector		<input type="checkbox"/> 7717EX	•	
For 50A armored connector when used w/ hull inlet (NOT California standard)		<input type="checkbox"/> 77CR15	•	



7788CR  
Corrosion resistant



7770



7716



7717



7716EX



7717EX



77CR15

#### Dimensional information: C-80, C-81

#### Plug & connector specification information: 50A: C-91

#### Receptacle specification information: 50A marine: C-91

#### Color ordering information:

For ordering devices, include Catalog no. followed by the Color suffix: BK (Black), GY (Gray), Y or CR (Yellow)



Compliances, specifications and availability are subject to change without notice.

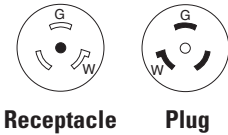
Indicates NAFTA compliant - Page Q-32

RoHS compliant - Page Q-32

## Industrial grade 50A locking devices

### Product description

2-pole, 3-wire grounding  
50A, 125V/AC  
Non-NEMA, California standard



CS6361EX



CS6360EX

### California standard plugs & connectors

Rating A	V/AC	Description	Cord diameter	Color	Plug catalog no.	Connector catalog no.		
50	125	Pro grip nylon California standard	0.44-1.06" (11.1-26.0mm)	RD & BK	<input type="checkbox"/> CS6361EX	<input type="checkbox"/> CS6360EX	•	•
		Armored California standard	0.68-1.13" (17.3-28.6mm)	Stainless steel	<input type="checkbox"/> CS6361	<input type="checkbox"/> CS6360	•	•

### California standard grade receptacles

Rating A	V/AC	Description	Color	Single receptacle		
50	125	California standard receptacles	BK	<input type="checkbox"/> CS6370	•	•

### California standard flanged inlets

Rating A	V/AC	Description	Color	Flanged inlet	Flanged inlet w/ lid		
50	125	California standard flanged inlets	Stainless steel	<input type="checkbox"/> CS6377	<input type="checkbox"/> CS6378	•	•

### Accessories for 50A California standard locking devices

Description	Color suffix	Catalog no.		
Weather protective glass-filled nylon, w/ lift lid cover	BK, CR, GY	<input type="checkbox"/> 7788_	•	•
Weather protective diecast aluminum, w/ lift lid cover		<input type="checkbox"/> 7770	•	
Weather protective boot for 50A armored plug		<input type="checkbox"/> 7716	•	
Weather protective boot for 50A armored connector		<input type="checkbox"/> 7717	•	
Weather protective boot for 50A pro grip plug		<input type="checkbox"/> 7716EX	•	
Weather protective boot for 50A pro grip connector		<input type="checkbox"/> 7717EX	•	



7788CR  
Corrosion resistant



7770



7716



7717



7716EX



7717EX

**Dimensional information:**  
C-80, C-81

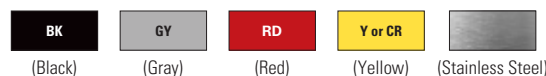
**Plug & connector specification information:**  
50A: C-92

**Receptacle specification information:**  
50A: C-92

**Flanged inlet & flanged outlet specification information:**  
50A: C-92

### Color ordering information:

For ordering devices, include Catalog no. followed by the Color suffix: BK (Black), GY (Gray), RD (Red), Y or CR (Yellow)



**Compliances, specifications and availability are subject to change without notice.**

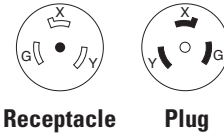
Indicates NAFTA compliant - Page Q-32

RoHS compliant - Page Q-32


## Industrial grade 50A locking devices

### Product description

2-pole, 3-wire grounding  
50A, 250V/AC  
Non-NEMA, California standard



CS8265



CS8277

### California standard plugs & connectors

Rating A	V/AC	Description	Cord diameter	Color	Plug catalog no.	Connector catalog no.		
50	250	Pro grip nylon California standard	0.44-1.06" (11.1-26.0mm)	RD & BK	<input type="checkbox"/> CS8265EX	<input type="checkbox"/> CS8264EX	•	•
		Armored California standard	0.68-1.13" (17.3-28.6mm)	Steel	<input type="checkbox"/> CS8265	<input type="checkbox"/> CS8264	•	•

### California standard grade receptacles

Rating A	V/AC	Description	Color	Single receptacle		
50	250	California standard receptacles	BK	<input type="checkbox"/> CS8269	•	•

### California standard flanged inlets

Rating A	V/AC	Description	Color	Flanged inlet	Flanged inlet w/ lid		
50	250	California standard flanged inlets	Steel	<input type="checkbox"/> CS8275	<input type="checkbox"/> CS8277	•	•

### Accessories for 50A California standard locking devices

Description	Color suffix	Catalog no.		
Weather protective glass-filled nylon, w/ lift lid cover	BK, CR, GY	<input type="checkbox"/> 7788__	•	•
Weather protective diecast aluminum, w/ lift lid cover		<input type="checkbox"/> 7770	•	
Weather protective boot for 50A armored plug		<input type="checkbox"/> 7716	•	
Weather protective boot for 50A armored connector		<input type="checkbox"/> 7717	•	
Weather protective boot for 50A pro grip plug		<input type="checkbox"/> 7716EX	•	
Weather protective boot for 50A pro grip connector		<input type="checkbox"/> 7717EX	•	



7788CR  
Corrosion resistant



7770



7716



7717



7716EX



7717EX

**Dimensional information:**  
C-80, C-81

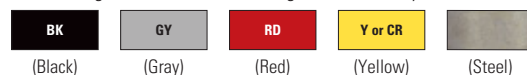
**Plug & connector specification information:**  
50A: C-92

**Receptacle specification information:**  
50A: C-92

**Flanged inlet & flanged outlet specification information:**  
50A: C-92

### Color ordering information:

For ordering devices, include Catalog no. followed by the Color suffix: BK (Black), GY (Gray), RD (Red), Y or CR (Yellow)



**Compliances, specifications and availability are subject to change without notice.**

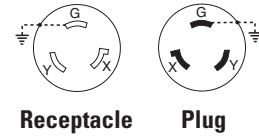
Indicates NAFTA compliant - Page Q-32

RoHS compliant - Page Q-32

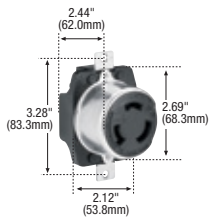
## Industrial grade 50A locking devices

### Product description


2-pole, 3-wire grounding  
50A, 250V/DC / 600V/AC  
Non-NEMA



3763



3771



3767

### Industrial grade plugs & connectors

A	Rating		Description	Cord diameter	Color	Plug catalog no.	Connector catalog no.		
	V/DC	V/AC							
50	250	600	Pro grip nylon	0.44-1.06" (11.1-26.0mm)	RD & BK	□ 3763EX	□ 3762EX		
			Armored	0.68-1.13" (17.3-28.6mm)	Steel		□ 3762		
			Armored	0.68-1.13" (17.3-28.6mm)	Steel	□ 3763			

### Industrial grade receptacles

A	Rating		Description	Color	Single receptacle		
	V/DC	V/AC					
50	250	600	Industrial receptacles	BK	□ 3771		

### Industrial grade flanged inlets

A	Rating		Description	Color	Flanged inlet	Flanged inlet w/ lid		
	V/DC	V/AC						
50	250	600	Industrial flanged inlets	Steel	□ 3777	□ 3767		

### Accessories for 50A industrial grade locking devices

Description	Color suffix	Catalog no.		
Weather protective glass-filled nylon, w/ lift lid cover	BK, CR, GY	□ 7788__		
Weather protective diecast aluminum, w/ lift lid cover		□ 7770		
Weather protective boot for 50A armored plug		□ 7716		
Weather protective boot for 50A armored connector		□ 7717		
Weather protective boot for 50A pro grip plug		□ 7716EX		
Weather protective boot for 50A pro grip connector		□ 7717EX		



7788CR  
Corrosion resistant



7770



7716



7717



7716EX



7717EX

**Dimensional information:**  
C-80, C-81

**Plug & connector specification information:**  
50A: C-92

**Receptacle specification information:**  
50A: C-92

**Flanged inlet & flanged outlet specification information:**  
50A: C-92

### Color ordering information:

For ordering devices, include Catalog no. followed by the Color suffix: BK (Black), GY (Gray), RD (Red), Y or CR (Yellow)



Compliances, specifications and availability are subject to change without notice.


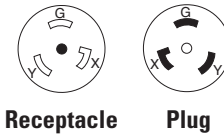
Indicates NAFTA compliant - Page Q-32

RoHS compliant - Page Q-32

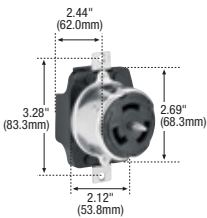
## Industrial grade 50A locking devices

### Product description

2-pole, 3-wire grounding  
 50A, 480V/AC  
 Non-NEMA, California standard



CS8464



CS8469

### California standard plugs & connectors

Rating A	V/AC	Description	Cord diameter	Color	Plug catalog no.	Connector catalog no.		
50	480	Pro grip nylon	0.44-1.06" (11.1-26.0mm)	RD & BK	<input type="checkbox"/> CS8465EX	<input type="checkbox"/> CS8464EX	•	•
		Armored	0.68-1.13" (17.3-28.6mm)	Steel	<input type="checkbox"/> CS8465	<input type="checkbox"/> CS8464	•	•

### California standard grade receptacles

Rating A	V/AC	Description	Color	Single receptacle		
50	480	California standard receptacles	BK	<input type="checkbox"/> CS8469	•	•

### California standard flanged inlets

Rating A	V/AC	Description	Color	Flanged inlet	Flanged inlet w/ lid		
50	480	California standard flanged inlets	Steel	<input type="checkbox"/> CS8475	<input type="checkbox"/> CS8477	•	•

### Accessories for 50A California standard locking devices

Description	Color suffix	Catalog no.		
Weather protective glass-filled nylon, w/ lift lid cover	BK, CR, GY	<input type="checkbox"/> 7788__	•	•
Weather protective diecast aluminum, w/ lift lid cover		<input type="checkbox"/> 7770	•	
Weather protective boot for 50A armored plug		<input type="checkbox"/> 7716	•	
Weather protective boot for 50A armored connector		<input type="checkbox"/> 7717	•	
Weather protective boot for 50A pro grip plug		<input type="checkbox"/> 7716EX	•	
Weather protective boot for 50A pro grip connector		<input type="checkbox"/> 7717EX	•	



7788CR  
Corrosion resistant



7770



7716



7717



7716EX



7717EX

**Dimensional information:**  
 C-80, C-81

**Plug & connector specification information:**  
 50A: C-92

**Receptacle specification information:**  
 50A: C-92

**Flanged inlet & flanged outlet specification information:**  
 50A: C-92

### Color ordering information:

For ordering devices, include Catalog no. followed by the Color suffix: BK (Black), GY (Gray), RD (Red), Y or CR (Yellow)



**Compliances, specifications and availability are subject to change without notice.**

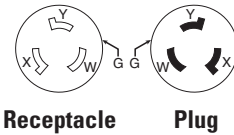
Indicates NAFTA compliant - Page Q-32

RoHS compliant - Page Q-32

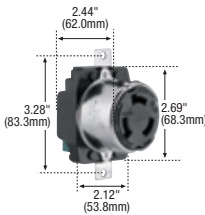
## Industrial grade 50A locking devices

### Product description

3-pole, 4-wire grounding  
50A, 125/250V/AC  
Non-NEMA, marine grade



63CR64



63CR69

### Marine grade plugs & connectors

Rating	A	V/AC	Description	Cord diameter	Color	Plug catalog no.	Connector catalog no.		
50	125/250		Pro grip nylon	0.44-1.06" (11.1-26.0mm)	Y & BK	□ 63CR65EX	□ 63CR64EX	•	•
			Armored	0.68-1.13" (17.3-28.6mm)	Stainless steel	□ 63CR65	□ 63CR64	•	•

### Marine grade receptacles

Rating	A	V/AC	Description	Color	Single receptacle	
50	125/250		Corrosion resistant	BK	□ 63CR69	•

### Accessories for 50A marine grade locking devices

Description	Color suffix	Catalog no.		
Weather protective glass-filled nylon, w/ lift lid cover	BK, CR, GY	□ 7788__	•	•
Weather protective diecast aluminum, w/ lift lid cover		□ 7770	•	
Weather protective boot for 50A armored plug		□ 7716	•	
Weather protective boot for 50A armored connector		□ 7717	•	
Weather protective boot for 50A pro grip plug		□ 7716EX	•	
Weather protective boot for 50A pro grip connector		□ 7717EX	•	
For 50A armored connector when used w/ hull inlet (NOT California standard)		□ 77CR15	•	



7788CR  
Corrosion resistant



7770



7716



7717



7716EX



7717EX



77CR15

### Dimensional information:

C-80, C-81

### Plug & connector specification information:

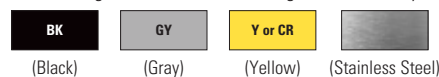
50A: C-91

### Receptacle specification information:

50A marine: C-91

### Color ordering information:

For ordering devices, include Catalog no. followed by the Color suffix: BK (Black), GY (Gray), Y or CR (Yellow)



Compliances, specifications and availability are subject to change without notice.

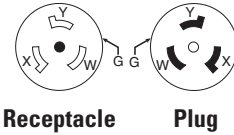
Indicates NAFTA compliant - Page Q-32

RoHS compliant - Page Q-32

## Industrial grade 50A locking devices

### Product description


3-pole, 4-wire grounding  
50A, 125/250V/AC  
Non-NEMA, California standard



CS6365EX



CS6364EX



CS6376

### California standard plugs & connectors

Rating A	V/AC	Description	Cord diameter	Color	Plug catalog no.	Connector catalog no.		
50	125/250	Pro grip nylon	0.44-1.06" (11.1-26.0mm)	RD & BK	<input type="checkbox"/> CS6365EX	<input type="checkbox"/> CS6364EX	•	•
		Armored	0.68-1.13" (17.3-28.6mm)	Steel	<input type="checkbox"/> CS6365		•	•
		Armored	0.68-1.13" (17.3-28.6mm)	Steel		<input type="checkbox"/> CS6364	•	•

### California standard grade receptacles

Rating A	V/AC	Description	Color	Single receptacle		
50	125/250	California standard receptacles	BK	<input type="checkbox"/> CS6369	•	•

### California standard flanged inlets

Rating A	V/AC	Description	Color	Flanged inlet	Flanged inlet w/ lid		
50	125/250	California standard flanged inlets	Steel	<input type="checkbox"/> CS6375	<input type="checkbox"/> CS6376	•	•

### Accessories for 50A California standard locking devices

Description	Color suffix	Catalog no.		
Weather protective glass-filled nylon, w/ lift lid cover	BK, CR, GY	<input type="checkbox"/> 7788_	•	•
Weather protective diecast aluminum, w/ lift lid cover		<input type="checkbox"/> 7770	•	
Weather protective boot for 50A armored plug		<input type="checkbox"/> 7716	•	
Weather protective boot for 50A armored connector		<input type="checkbox"/> 7717	•	
Weather protective boot for 50A pro grip plug		<input type="checkbox"/> 7716EX	•	
Weather protective boot for 50A pro grip connector		<input type="checkbox"/> 7717EX	•	



7788CR  
Corrosion  
resistant



7770



7716



7717



7716EX



7717EX

**Dimensional information:**  
C-80, C-81

**Plug & connector specification information:**  
50A: C-92

**Receptacle specification information:**  
50A: C-92

**Flanged inlet & flanged outlet specification information:**  
50A: C-92

### Color ordering information:

For ordering devices, include Catalog no. followed by the Color suffix: BK (Black), GY (Gray), RD (Red), Y or CR (Yellow)



**Compliances, specifications and availability are subject to change without notice.**

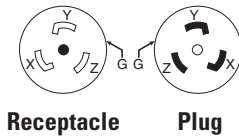
Indicates NAFTA compliant - Page Q-32

RoHS compliant - Page Q-32


## Industrial grade 50A locking devices

### Product description

3-pole, 4-wire grounding  
50A, 3Ø 250V/AC  
Non-NEMA, California standard



CS8364



CS8369

### California standard plugs & connectors

Rating A	V/AC	Description	Cord diameter	Color	Plug catalog no.	Connector catalog no.		
50	250	3Ø pro grip nylon	0.44-1.06" (11.1-26.0mm)	RD & BK	□ CS8365EX	□ CS8364EX	•	•
		3Ø armored	0.68-1.13" (17.3-28.6mm)	Steel	□ CS8365	□ CS8364	•	•

### California standard grade receptacles

Rating A	V/AC	Description	Color	Single receptacle	
50	250	3Ø California standard receptacles	BK	□ CS8369	•

### California standard flanged inlets

Rating A	V/AC	Description	Color	Flanged inlet	Flanged inlet w/ lid	
50	250	3Ø California standard flanged inlets	Steel	□ CS8375	□ CS8377	•

### Accessories for 50A California standard locking devices

Description	Color suffix	Catalog no.		
Weather protective glass-filled nylon, w/ lift lid cover	BK, CR, GY	□ 7788__	•	•
Weather protective diecast aluminum, w/ lift lid cover		□ 7770	•	
Weather protective boot for 50A armored plug		□ 7716	•	
Weather protective boot for 50A armored connector		□ 7717	•	
Weather protective boot for 50A pro grip plug		□ 7716EX	•	
Weather protective boot for 50A pro grip connector		□ 7717EX	•	



7788CR  
Corrosion resistant



7770



7716



7717



7716EX



7717EX

**Dimensional information:**  
C-80, C-81

**Plug & connector specification information:**  
50A: C-92

**Receptacle specification information:**  
50A: C-92

**Flanged inlet & flanged outlet specification information:**  
50A: C-92

### Color ordering information:

For ordering devices, include Catalog no. followed by the Color suffix: BK (Black), GY (Gray), RD (Red), Y or CR (Yellow)



**Compliances, specifications and availability are subject to change without notice.**

Indicates NAFTA compliant - Page Q-32

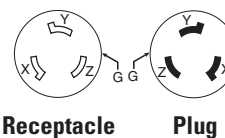
RoHS compliant - Page Q-32



### Industrial grade 50A locking devices

#### Product description

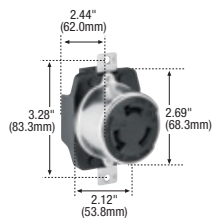
3-pole, 4-wire grounding  
50A, 250V/DC / 600V/AC  
Non-NEMA



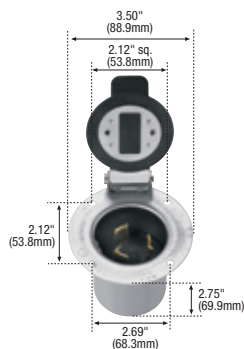
3765



3764



3769



3768

#### Industrial grade plugs & connectors

A	Rating V/DC	V/AC	Description	Cord diameter	Color	Plug catalog no.	Connector catalog no.		
50	250	600	Pro grip nylon	0.44-1.06" (11.1-26.0mm)	RD & BK	□ 3765EX	□ 3764EX		
			Armored	0.68-1.13" (17.3-28.6mm)	Steel	□ 3765	□ 3764		

#### Industrial grade receptacles

A	Rating V/DC	V/AC	Description	Color	Single receptacle		
50	250	600	Receptacles	BK	□ 3769		

#### Industrial grade flanged inlets

A	Rating V/DC	V/AC	Description	Color	Flanged inlet		Flanged inlet w/ lid		
50	250	600	Flanged inlets	Steel	□ 3775		□ 3768		

#### Accessories for 50A industrial grade locking devices

Description	Color suffix	Catalog no.		
Weather protective glass-filled nylon, w/ lift lid cover	BK, CR, GY	□ 7788		
Weather protective diecast aluminum, w/ lift lid cover		□ 7770		
Weather protective boot for 50A armored plug		□ 7716		
Weather protective boot for 50A armored connector		□ 7717		
Weather protective boot for 50A pro grip plug		□ 7716EX		
Weather protective boot for 50A pro grip connector		□ 7717EX		



7788CR  
Corrosion resistant



7770



7716



7717



7716EX



7717EX

**Dimensional information:**  
C-80, C-81

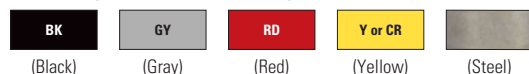
**Plug & connector specification information:**  
50A: C-92

**Receptacle specification information:**  
50A: C-92

**Flanged inlet & flanged outlet specification information:**  
50A: C-92

#### Color ordering information:

For ordering devices, include Catalog no. followed by the Color suffix: BK (Black), GY (Gray), RD (Red), Y or CR (Yellow)



**Compliances, specifications and availability are subject to change without notice.**

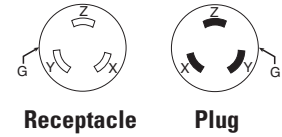
Indicates NAFTA compliant - Page Q-32

RoHS compliant - Page Q-32

## Industrial grade 50A locking devices

### Product description

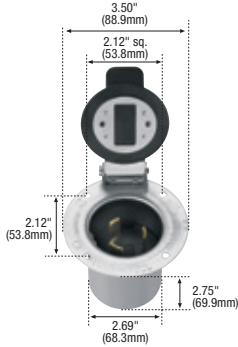
3-pole, 4-wire grounding  
50A, 250V/DC / 600V/AC  
Non-NEMA



7765EX



7764EX



7968

### Industrial grade plugs & connectors

A	Rating V/DC	V/AC	Description	Cord diameter	Color	Plug catalog no.	Connector catalog no.		
50	250	600	Pro grip nylon	0.44-1.06" (11.1-26.0mm)	RD & BK	□ 7765EX*	□ 7764EX*		
			Armored	0.68-1.13" (17.3-28.6mm)	Steel	□ 7765*	□ 7764*		

\*For replacement use in existing installations only

### Industrial grade receptacles

A	Rating V/DC	V/AC	Description	Color	Single receptacle		
50	250	600	Receptacles	BK	□ 7379*		

\*For replacement use in existing installations only


### Industrial grade flanged inlets

A	Rating V/DC	V/AC	Description	Color	Flanged inlet	Flanged inlet w/ lid		
50	250	600	Flanged inlets	Steel	□ 7958*	□ 7968*		

\*For replacement use in existing installations only

### Accessories for 50A industrial grade locking devices

Description	Color suffix	Catalog no.		
Weather protective glass-filled nylon, w/ lift lid cover	BK, CR, GY	□ 7788_		
Weather protective diecast aluminum, w/ lift lid cover		□ 7770		
Weather protective boot for 50A armored plug		□ 7716		
Weather protective boot for 50A armored connector		□ 7717		
Weather protective boot for 50A pro grip plug		□ 7716EX		
Weather protective boot for 50A pro grip connector		□ 7717EX		



7788CR  
Corrosion resistant

**Dimensional information:**  
C-80, C-81

**Plug & connector specification information:**  
50A: C-92

**Receptacle specification information:**  
50A: C-92

**Flanged inlet & flanged outlet specification information:**  
50A: C-92

### Color ordering information:

For ordering devices, include Catalog no. followed by the Color suffix: BK (Black), GY (Gray), RD (Red), Y or CR (Yellow)



**Compliances, specifications and availability are subject to change without notice.**

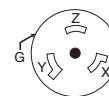
Indicates NAFTA compliant - Page Q-32

RoHS compliant - Page Q-32

### Industrial grade 50A locking devices

#### Product description

3-pole, 4-wire grounding  
 50A, 3Ø 480V/AC  
 Non-NEMA, California standard



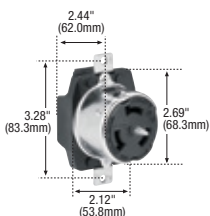
Receptacle



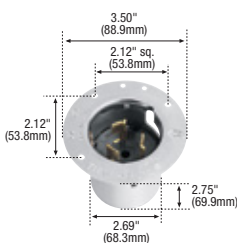
Plug



CS8164



CS8169



CS8175

#### California standard plugs & connectors

Rating A	V/AC	Description	Cord diameter	Color	Plug catalog no.	Connector catalog no.		
50	480	3Ø pro grip nylon	0.44-1.06" (11.1-26.0mm)	RD & BK	<input type="checkbox"/> CS8165EX	<input type="checkbox"/> CS8164EX	•	•
		3Ø armored	0.68-1.13" (17.3-28.6mm)	Steel	<input type="checkbox"/> CS8165	<input type="checkbox"/> CS8164	•	•

#### California standard grade receptacles

Rating A	V/AC	Description	Color	Single receptacle		
50	480	3Ø California standard receptacles	BK	<input type="checkbox"/> CS8169	•	•

#### California standard flanged inlets

Rating A	V/AC	Description	Color	Flanged inlet	Flanged inlet w/ lid		
50	480	3Ø California standard flanged inlets	Steel	<input type="checkbox"/> CS8175	<input type="checkbox"/> CS8177	•	•

#### Accessories for 50A California standard locking devices

Description	Color suffix	Catalog no.		
Weather protective glass-filled nylon, w/ lift lid cover	BK, CR, GY	<input type="checkbox"/> 7788_	•	•
Weather protective diecast aluminum, w/ lift lid cover		<input type="checkbox"/> 7770	•	
Weather protective boot for 50A armored plug		<input type="checkbox"/> 7716	•	
Weather protective boot for 50A armored connector		<input type="checkbox"/> 7717	•	
Weather protective boot for 50A pro grip plug		<input type="checkbox"/> 7716EX	•	
Weather protective boot for 50A pro grip connector		<input type="checkbox"/> 7717EX	•	



7788CR  
Corrosion resistant



7770



7716



7717



7716EX



7717EX

**Dimensional information:**  
 C-80, C-81

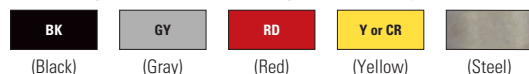
**Plug & connector specification information:**  
 50A: C-92

**Receptacle specification information:**  
 50A: C-92

**Flanged inlet & flanged outlet specification information:**  
 50A: C-92

#### Color ordering information:

For ordering devices, include Catalog no. followed by the Color suffix: BK (Black), GY (Gray), RD (Red), Y or CR (Yellow)



**Compliances, specifications and availability are subject to change without notice.**

Indicates NAFTA compliant - Page Q-32

RoHS compliant - Page Q-32

# Power lock devices

For applications where the need for a secure connection is absolute

Power lock devices are designed for safety, energizing within a chamber to eliminate the possibility of exterior arcing. They are ideal for high-abuse industrial and specialized hospital applications

## Nylon power lock plugs & connectors features & benefits

High-impact nylon shell ideal for use in high abuse installations

Neoprene gasket seals cord entry hole and prevents dust and moisture from entering terminal area


Tapered cord grip cover prevents cord snagging

Unique twist type cover eliminates assembly screws

Carefully machined contacts of high alloy brass molded into high impact resistant fiberglass reinforced nylon

Totally insulated design eliminates exposed metal parts

Innovative cord clamping fingers provide exceptional cord retention



## Armored power lock plugs & connectors features & benefits

Adjustable external metal cord grip accepts a wide range of cord diameters

Neoprene grommet protects against contamination

Spring loaded safety shutter ejects the plug if not fully locked in and prevents entrance of foreign matter

Large pressure plate terminals for ease of wiring

Rugged steel shell for maximum protection



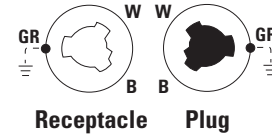
Compliances, specifications and availability are subject to change without notice.

[www.eaton.com](http://www.eaton.com)  
[www.eaton.com/arrowhart](http://www.eaton.com/arrowhart)


### Power lock hospital use locking devices

#### Product description

2-pole, 3-wire grounding  
20A, 125V/AC  
Non-NEMA



23054



23050



25525

#### Hospital use, back wire, plugs & connectors

Rating	A	V/AC	Description	Cord diameter	Color	Plug catalog no.	Connector catalog no.	
20	125		Nylon "dead front" design	0.33-0.66" (8.4-16.7mm)	GY	<input type="checkbox"/> 23056N	<input type="checkbox"/> 23054N	
			Armored "dead front" design	0.33-0.66" (8.4-16.7mm)	GY	<input type="checkbox"/> 23056	<input type="checkbox"/> 23054	

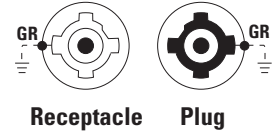
#### Hospital use receptacles

Rating	A	V/AC	Description	Color	Single receptacle	
20	125		Receptacle, not for use in hazardous areas	BK	<input type="checkbox"/> 23050	

### Power lock hospital use mobile x-ray devices

#### Product description

2-pole, 3-wire grounding  
50A & 60A, 250V/AC  
Non-NEMA

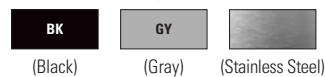


#### Hospital use, back wire, plugs & connectors

Rating	A	V/AC	Description	Cord diameter	Color	Plug catalog no.	
50	250		"Dead front" design	0.75-1.25" (19.1-31.8mm)	GY	<input type="checkbox"/> 25525	
60	250		"Dead front" design	0.75-1.25" (19.1-31.8mm)	GY	<input type="checkbox"/> 25625	

#### Color information:

BK (Black), GY (Gray)



**Dimensional information:**  
C-81

**Plug specification information:**  
Hospital power lock: C-93  
**Receptacle specification information:**  
Hospital power lock: C-93

**Compliances, specifications and availability are subject to change without notice.**


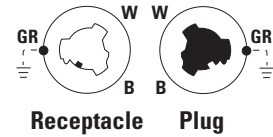
Indicates NAFTA compliant - Page Q-32

RoHS compliant - Page Q-32

## Power lock industrial grade locking devices

### Product description

2-pole, 3-wire grounding  
20A, 125V/AC  
Non-NEMA



23035N



23032N

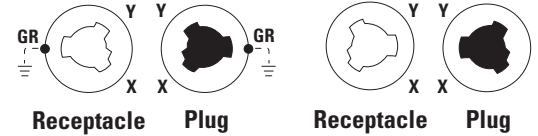
### Industrial grade, back wire plugs & connectors

Rating A	V/AC	Description	Cord diameter	Color	Plug catalog no.	Connector catalog no.
20	125	Nylon "dead front" design	0.33-0.66" (8.4-16.7mm)	GY	□ 23035N	□ 23032N

## Power lock industrial grade locking devices

### Product description

3-pole, 3-wire grounding  
& non-grounding  
20A, 125V/AC  
Non-NEMA



### Industrial grade, back wire plugs & connectors

Rating A	V/AC	Description	Color	Flanged inlet	Flanged inlet w/ lid
20	125	Nylon "dead front" design	GY	□ 23005N	□ 23002N

Note: Also rated at 10A for 250V DC and 480V/AC

### Industrial grade, receptacles

Rating A	V/AC	Description	Color	Single receptacle
20	125	Standard industrial	BK	□ 23000
		Grounding industrial, replacement only	BK	□ 23000G <sup>††</sup>

<sup>††</sup>Only UL Listed

**Dimensional information:**  
C-82, C-83

**Plug & connector specification information:**  
Power lock: C-94

**Receptacle specification information:**  
Power lock: C-95

### Color information:

BK (Black), GY (Gray)

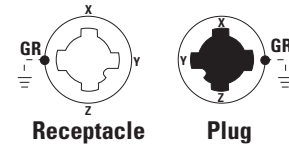


Compliances, specifications and availability are subject to change without notice.

### Power lock industrial grade locking devices

#### Product description

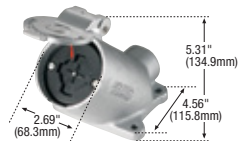
3-pole, 4-wire grounding  
20A, 250V/DC; 30A, 600V/AC  
Non-NEMA




20414N



20415S



AH21420



21447

#### Industrial grade plugs & connectors

A	Rating V/DC	V/AC	Description	Cord diameter	Color	Plug catalog no.	Connector catalog no.	
20/ 30	250	600	Auto grip nylon	0.44-1.06" (11.1-26.0mm)	GY	□20415N	□20414N	•
			Armored w/ sliding rubber cord grip	0.36-0.48" (9.1-12.3mm)	Steel	□21415	□21414	•
			Armored w/ sliding rubber cord grip	0.48-0.75" (12.3-19.1mm)	Steel	□21426	□AH21427	•
			Armored w/ sliding rubber cord grip & special mounting stud <sup>†</sup>	0.48-0.75" (12.3-19.1mm)	Steel	□21426S	—	•
			Armored w/ sliding rubber cord grip	0.56-1.00" (14.3-25.4mm)	Steel	□20415	□20414	•
			Armored w/ sliding rubber cord grip & special mounting stud <sup>†</sup>	0.56-1.00" (14.3-25.4mm)	Steel	□20415S	—	•
			Armored female	0.75" (19.1mm)	Steel	□AH21436	—	•
			Armored female	0.75" (19.1mm)	Steel	—	□21434 <sup>**</sup>	•

<sup>†</sup>Used in automotive welding applications, <sup>\*\*</sup>Only UL Listed

#### Industrial grade receptacles

A	Rating V/DC	V/AC	Description	Color	Single receptacle	
20/ 30	250	600	Receptacles	BK	□20403N	•
			In angled cast aluminum cover w/ weather protective life lid	BK	□AH21420	•

#### Industrial grade inlets

A	Rating V/DC	V/AC	Description	Color	Inlet catalog no.	
20/ 30	250	600	Inlet for FS/FD boxes	BK	□20418	•
			Angled surface mount w/ weather protective lift lid tapped for 0.75" (19.1mm) pipe thread, diecast aluminum		□21447	•

#### Accessories for 50A locking devices & power lock devices in FS/FS boxes

Description	Color	Catalog no.	
Glass-filled nylon lift lid cover for 50A locking devices	Y	□7788CR	•
Glass-filled nylon lift lid cover for 4-wire 30A receptacles	GY	□20416N <sup>†</sup>	•

<sup>†</sup>Only UL Listed & CSA certified



7788CR



20416N

**Dimensional information:**  
C-82, C-83

**Plug & connector specification information:**  
Power lock: C-94

**Receptacle specification information:**  
Power lock: C-95

**Inlet specification information:**  
Power lock: C-94

#### Color information:

BK (Black), GY (Gray), Y (Yellow)



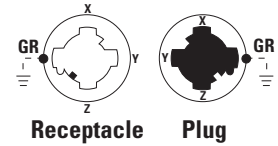
**Compliances, specifications and availability are subject to change without notice.**

Indicates NAFTA compliant - Page Q-32

## Power lock industrial grade locking devices

### Product description


3-pole, 4-wire grounding  
30A, 480V/AC  
Non-NEMA



20445N



20444N



20443N

### Industrial grade plugs & connectors

Rating	A	V/AC	Description	Cord diameter	Color	Plug catalog no.	Connector catalog no.	
30	480		Auto grip nylon	0.40-1.06" (10.2-27.0mm)	RD	□ 20445N	□ 20444N	•
			Armored	0.49-0.61" (12.3-15.5mm)	RD	□ 20445	□ 20444	•

### Industrial grade receptacles

Rating	A	V/AC	Description	Color	Single receptacle	
30	480		Industrial receptacles	BK	□ 20443N	•

### Accessories for 50A locking devices & power lock devices in FS/FS boxes

Description	Color	Catalog no.	
Glass-filled nylon lift lid cover for 50A locking devices	Y	□ 7788CR	•
Glass-filled nylon lift lid cover for 4-wire 30A receptacles	GY	□ 20416N <sup>1</sup>	•

<sup>1</sup>Only UL Listed & CSA certified



7788CR



20416N

**Dimensional information:**  
C-82, C-83

**Plug & connector specification information:**  
Power lock: C-94

**Receptacle specification information:**  
Power lock: C-95

### Color information:

BK (Black), RD (Red), Y (Yellow)



Compliances, specifications and availability are subject to change without notice.

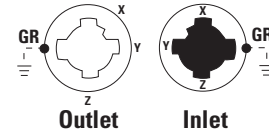
Indicates NAFTA compliant - Page Q-32



Power lock industrial grade locking devices

**Product description**

3-pole, 4-wire grounding  
60A, 600V/AC  
Non-NEMA



26415



26414



26420



26415A

**Industrial grade plugs & connectors**

Rating A	V/AC	Description	Cord diameter	Color	Plug catalog no.	Connector catalog no.	
60	600	Armored	0.75-1.25" (19.1-31.8mm)	Y	□ 26415	□ 26414	•
		Armored w/ special mounting stud	0.75-1.25" (19.1-31.8mm)	Y	□ 26415S	—	•
		Armored w/ rubber bushing in cable clamp	0.75-1.25" (19.1-31.8mm)	Y	□ 26426	□ 26427	•
		Armored w/ rubber bushing in cable clamp & special mounting stud†	0.75-1.25" (19.1-31.8mm)	Y	□ 26426S	—	•

†Used in automotive welding applications  
Note: Bushing versions supplied with 3 sizes of rubber bushings

**Industrial grade receptacles**

Rating A	V/AC	Description	Color	Single receptacle	
60	600	In cast aluminum cover w/ weather protective life lid	BK	□ 26420	•
		In angled cast aluminum cover w/ weather protective life lid	BK	□ 26421**	•

\*\* Not CSA certified

**Industrial grade flanged inlets & outlets**

Rating A	V/AC	Description	Cord diameter	Color	Flanged inlet	Flanged outlet	
60	600	Armored flange	0.75-1.25" (19.1-31.8mm)	Steel	□ 26415A	□ 26414A	•

**Dimensional information:**  
C-82, C-83

**Plug & connector specification information:**  
Power lock: C-94

**Receptacle specification information:**  
Power lock: C-95

**Inlet specification information:**  
Power lock: C-94

**Color information:**

BK (Black), Y (Yellow)



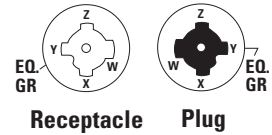
**Compliances, specifications and availability are subject to change without notice.**

Indicates NAFTA compliant - Page Q-32

## Power lock industrial grade locking devices

### Product description


4-pole, 5-wire grounding  
20A, 250V/DC; 30A, 600V/AC  
Non-NEMA



25415

### Industrial grade plugs & connectors

A	Rating		Description	Cord diameter	Color	Plug catalog no.	Connector catalog no.	
	V/DC	V/AC						
20/30	250	600	Auto grip nylon	040-1.06" (10.2-27.0mm)	BL	□ 25415N	□ 25414N	•
			Armored	0.62-1.00" (15.9-25.4mm)	BL	□ 25415	□ 25414	•



25250

### Industrial grade receptacles

A	Rating		Description	Color	Single receptacle	
	V/DC	V/AC				
20/30	250	600	In cast iron cover and steel shell	BK	□ 25403	•
			In cast aluminum cover w/ weather protective lift lid	BK	□ 25250	•

**Dimensional information:**  
C-82, C-83

**Plug & connector specification information:**

Power lock: C-94

**Receptacle specification information:**

Power lock: C-95

**Inlet specification information:**

Power lock: C-94

### Color information:

BK (Black), BL (Blue)



(Black)

(Blue)

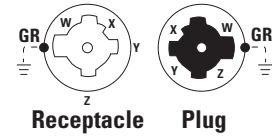
**Compliances, specifications and availability are subject to change without notice.**

Indicates NAFTA compliant - Page Q-32

### Power lock industrial grade locking devices

#### Product description

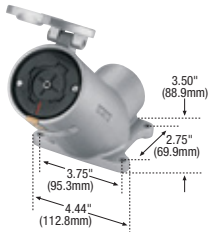
4-pole, 5-wire grounding  
60A, 600V/AC  
Non-NEMA



26527



26526



26521



26514A

#### Industrial grade plugs & connectors



Rating	A	V/AC	Description	Cord diameter	Color	Plug catalog no.	Connector catalog no.	
60	600		Armored	0.75-1.25" (19.1-31.8mm)	Y	□ 26515	□ 26514	•
			Armored w/ rubber bushing in cable clamp	0.75-1.25" (19.1-31.8mm)	Y	□ 26526	□ 26527	•
			Armored, accepts ring terminals	N/A	BK	□ 26515AM <sup>A</sup>	—	•

<sup>A</sup> RU Listed only

Note: Bushing versions supplied with 3 sizes of rubber bushings

#### Industrial grade receptacles



Rating	A	V/AC	Description	Color	Single receptacle	
60	600		In cast aluminum cover w/ weather protective life lid	BK	□ 26520	•
			In angled cast aluminum cover w/ weather protective life lid	BK	□ 26521**	•

\*\* Not CSA certified

#### Industrial grade flanged inlets & outlets



Rating	A	V/AC	Description	Cord diameter	Color	Flanged inlet	Flanged outlet	
60	600		Armored flange	0.75-1.25" (19.1-31.8mm)	Steel	□ 26515A	□ 26514A	•

**Dimensional information:**  
C-82, C-83

**Plug & connector specification information:**

Power lock: C-94

**Receptacle specification information:**

Power lock: C-95

**Inlet specification information:**

Power lock: C-94

#### Color information:

BK (Black), Y (Yellow)



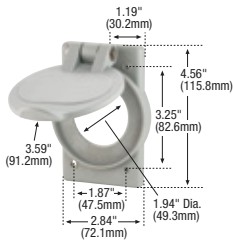
**Compliances, specifications and availability are subject to change without notice.**

Indicates NAFTA compliant - Page Q-32


## Power lock industrial grade locking devices

### Product description


Accessories for  
30A, 60A devices



20416N



26401



26402

### Receptacle accessories for power lock nylon plates

Rating A	Description	Catalog no.	
30	Red glass-filled nylon with weather protective lift lid cover and gasket, suitable for wet and damp locations with cover closed	<input type="checkbox"/> 20446N	•
	Gray glass-filled nylon with weather protective lift lid cover and gasket, suitable for wet and damp locations with cover closed	<input type="checkbox"/> 20416N	•

### Receptacle accessories for power lock aluminum plates

Rating A	Description	Catalog no.
30	Diecast aluminum with weather protective lift lid cover and gasket	<input type="checkbox"/> 20416D
	Diecast aluminum cover without lid and gasket	<input type="checkbox"/> 20417N

### Receptacle accessories for power lock aluminum plates

Rating A	Description	Catalog no.
60	Box, only for use with 26040 angle adapter	<input type="checkbox"/> 26401
	Cover, only for use with 26401 box	<input type="checkbox"/> 26402
	Box and cover complete	<input type="checkbox"/> 26400
	45° angle adapter	<input type="checkbox"/> 26040


60A for use with 26420 & 26520 receptacles

Compliances, specifications and availability are subject to change without notice.

Indicates NAFTA compliant - Page Q-32

## 15A, 10/15A locking devices

### Safety grip plugs




Family	A	B	C	D	Cord diameter
NEMA L2-20	1.37" (34.8mm)	1.50" (38.1mm)	2.06" (52.3mm)	–	0.33-0.66" (8.4-16.7mm)
15A & 10/15A locking	1.37" (34.8mm)	1.50" (38.1mm)	2.06" (52.3mm)	–	0.33-0.66" (8.4-16.7mm)
15A locking angled	1.28" (32.5mm)	1.47" (37.3mm)	1.50" (38.1mm)	2.06" (52.3mm)	0.33-0.66" (8.4-16.7mm)

### Safety grip connectors



Family	A	B	C	D	Cord diameter
NEMA L2-20	1.37" (34.8mm)	2.88" (73.0mm)	1.50" (38.1mm)	1.00" (25.4mm)	0.33-0.66" (8.4-16.7mm)
15A & 10/15A locking	1.37" (34.8mm)	2.88" (73.0mm)	1.50" (38.1mm)	1.00" (25.4mm)	0.33-0.66" (8.4-16.7mm)

### Auto grip plugs



Family	A	B	C	Cord dia.
15A & 10/15A locking	1.38" (34.9mm)	1.83" (46.5mm)	1.52" (38.6mm)	0.33-0.66" (8.4-16.7mm)


### Auto grip connectors



Family	A	B	C	Cord dia.
15A & 10/15A locking	1.38" (34.9mm)	1.83" (46.5mm)	1.52" (38.6mm)	0.33-0.66" (8.4-16.7mm)

### Ultra grip locking plugs & connectors


Family	A	B	C	D	Cord diameter
Ultra grip plug, 2P-3W, 3P-3W	1.78" (45.2mm)	2.59" (65.8mm)	2.23" (56.6mm)	2.10" (53.3mm)	0.38-1.00" (9.6 - 25.4mm)
Ultra grip plug, 3P-4W, 4P-4W, 4P-5W	1.97" (50.0mm)	2.82" (71.6mm)	2.13" (54.1mm)	2.30" (58.4mm)	0.38-1.16" (9.6 - 29.5mm)
Ultra grip connector, 2P-3W, 3P-3W	1.78" (45.2mm)	3.61" (91.7mm)	2.23" (56.6mm)	2.10" (53.3mm)	0.38-1.00" (9.6 - 25.4mm)
Ultra grip connector, 3P-4W, 4P-4W, 4P-5W	1.97" (50.0mm)	3.84" (97.5mm)	2.46" (62.5mm)	2.30" (58.4mm)	0.38-1.16" (9.6 - 29.5mm)



# Locking device dimensional data

## 15A, 20A & 30A locking devices

### Locking plugs




Family	A	B	C	Cord diameter
NEMA L9-20, L9-30	1.83" (47.5mm)	2.13" (54.1mm)	2.85" (72.3mm)	0.30-0.95" (7.6-16.7mm)
NEMA L12-20, L12-30, L13-30	1.83" (47.5mm)	2.13" (54.1mm)	2.85" (72.3mm)	0.38-1.00" (9.5-25.4mm)

### Locking connectors





Family	A	B	C	Cord diameter
NEMA L9-20, L9-30	1.83" (47.5mm)	3.44" (87.3mm)	2.12" (53.8mm)	0.30-0.95" (7.6-16.7mm)
NEMA L12-20, L12-30, L13-30	1.83" (47.5mm)	3.90" (99.1mm)	2.13" (54.1mm)	0.38-1.00" (9.5-25.4mm)

### Locking receptacles




Family	A	B	C	D
Single receptacle, 15A & 10/15A locking	3.28" (83.3mm)	0.76" (19.3mm)	4.03" (102.4mm)	1.38" (34.8mm)
Single receptacle, 20/10A locking	1.62" (41.1mm)	2.62" (66.5mm)	1.03" (26.2mm)	3.28" (83.3mm)
Single receptacle, 20A locking 2-P, 3-W & 3-P, 3-W	1.62" (41.1mm)	2.62" (66.5mm)	1.03" (26.2mm)	3.28" (83.3mm)
Single receptacle, 30A locking 2-P, 3-W & 3-P, 3-W	1.62" (41.1mm)	2.62" (66.5mm)	1.12" (28.5mm)	3.28" (83.3mm)
Single receptacle, 20A locking 3-P, 4-W; 4-P, 4-W & 4-P, 5-W	1.62" (41.1mm)	2.62" (66.5mm)	1.03" (26.2mm)	3.28" (83.3mm)
Single receptacle, 30A locking 3-P, 4-W; 4-P, 4-W & 4-P, 5-W	1.62" (41.1mm)	2.62" (66.5mm)	1.12" (28.5mm)	3.28" (83.3mm)
Duplex receptacle, 15A & 10/15A locking	1.54" (39.1mm)	0.75" (19.1mm)	4.19" (106.4mm)	3.28" (83.3mm)



Compliances, specifications and availability are subject to change without notice.


## 15A, 20A & 30A locking devices

### Locking flanged inlets



Family	A	B	C	D
15A locking	2.56" (65.0mm)	1.71" (43.4mm)	1.84" (46.7mm)	–
20A locking 2-P, 3-W & 3-P, 3-W	2.87" (72.9mm)	1.94" (49.3mm)	2.06" (52.3mm)	2.19" (55.6mm)
20A locking 3-P, 4-W; 4-P, 4-W; 4-P, 5-W	3.06" (77.7mm)	2.03" (51.6mm)	2.19" (55.6mm)	2.19" (55.6mm)
20A locking NEMA L9-20, L12-20	2.87" (72.9mm)	2.06" (52.3mm)	1.95" (49.5mm)	–
30A locking 2-P, 3-W & 3-P, 3-W	2.87" (72.9mm)	1.94" (49.3mm)	2.06" (52.3mm)	2.19" (55.6mm)
30A locking 3-P, 4-W; 4-P, 4-W; 4-P, 5-W	3.06" (77.7mm)	2.03" (51.6mm)	2.19" (55.6mm)	2.19" (55.6mm)
30A locking NEMA L9-30, L12-30, L13-30	2.87" (72.9mm)	2.06" (52.3mm)	1.95" (49.5mm)	–

### Locking flanged outlets




Family	A	B	C	D
15A locking	2.56" (65.0mm)	1.71" (43.4mm)	1.84" (46.7mm)	–
20A locking 2-P, 3-W & 3-P, 3-W	2.87" (72.9mm)	1.94" (49.3mm)	2.06" (52.3mm)	2.19" (55.6mm)
20A locking 3-P, 4-W; 4-P, 4-W; 4-P, 5-W	3.06" (77.7mm)	2.03" (51.6mm)	2.19" (55.6mm)	2.19" (55.6mm)
20A locking NEMA L9-20, L12-20	2.87" (72.9mm)	2.06" (52.3mm)	1.95" (49.5mm)	–
30A locking 2-P, 3-W & 3-P, 3-W	2.87" (72.9mm)	1.94" (49.3mm)	2.06" (52.3mm)	2.19" (55.6mm)
30A locking 3-P, 4-W; 4-P, 4-W; 4-P, 5-W	3.06" (77.7mm)	2.03" (51.6mm)	2.19" (55.6mm)	2.19" (55.6mm)
30A locking NEMA L9-30, L12-30, L13-30	2.87" (72.9mm)	2.06" (52.3mm)	1.95" (49.5mm)	–

# Locking device dimensional data

## 15A, 20A & 30A locking devices



### Other locking plugs



Family	A	B	Cord diameter
L1-15, #7546	1.56" (39.6mm)	1.56" (39.6mm)	0.31-0.47" (7.9-11.9mm)



Family	A	B	Cord diameter
ML1, #7465N & 7479N	1.00" (25.4mm)	1.19" (30.2mm)	0.22-0.31" (5.5-7.9mm)
ML1, #7428N & 7429N	1.16" (29.5mm)	0.84" (21.3mm)	0.31-0.50" (7.9-12.7mm)
ML2 & ML3	1.16" (29.5mm)	0.84" (21.3mm)	0.28-0.42" (7.1-10.7mm)

### Other locking connectors


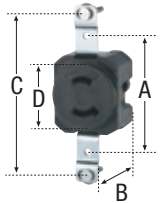


Family	A	B	Cord diameter
L1-15	2.13" (54.0mm)	1.38" (35.1mm)	0.30-0.56" (7.5-14.3mm)




Family	A	B	C	Cord diameter
ML1, #7464N	1.00" (25.4mm)	0.82" (20.8mm)	0.37" (9.4mm)	0.22-0.31" (5.5-7.9mm)
ML1, #7427N	1.00" (25.4mm)	0.82" (20.8mm)	0.37" (9.4mm)	0.31-0.50" (7.9-12.7mm)
ML2 & ML3	1.16" (29.5mm)	1.25" (31.8mm)	0.37" (9.4mm)	0.28-0.42" (7.1-10.7mm)

### Other locking receptacles

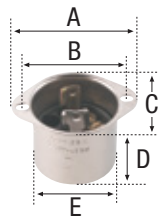


Family	A	B	C	D
Single receptacle, L1-15R	2.38" (60.5mm)	0.88" (22.4mm)	3.28" (83.3mm)	1.38" (35.1mm)
Duplex receptacle, L1-15R	2.89" (73.4mm)	1.00" (25.4mm)	3.28" (83.3mm)	—





Family	A	B	C	D
Single receptacle, L2-20R	2.03" (51.6mm)	1.38" (34.9mm)	3.28" (83.3mm)	2.38" (35.1mm)

### Other locking flanged inlets



Family	A	B	C	D	E
L1-15	2.03" (51.6mm)	1.69" (42.9mm)	1.56" (39.6mm)	1.25" (31.8mm)	1.39" (35.3mm)



Family	A	B	C	D	E
ML1	1.62" (41.1mm)	1.37" (34.8mm)	0.15" (3.8mm)	0.94" (23.9mm)	1.12" (28.4mm)
ML2 & ML3 metal	1.63" (41.4mm)	1.75" (44.5mm)	0.16" (4.1mm)	1.00" (25.4mm)	1.22" (31.0mm)
ML2 & ML3 nylon	2.06" (52.3mm)	1.75" (44.5mm)	0.97" (24.6mm)	1.10" (27.9mm)	—


Compliances, specifications and availability are subject to change without notice.

www.eaton.com  
www.eaton.com/arrowhart



## 15A, 20A & 30A locking devices


### Other locking flanged outlets



Family	A	B	C	D	E
L1-15	2.03" (51.6mm)	1.69" (42.9mm)	1.06" (26.9mm)	1.37" (34.8mm)	–
L2-20	2.06" (52.4mm)	0.20" (5.1mm)	1.56" (39.6mm)	1.69" (42.9mm)	1.75" (44.5mm)


Family	A	B	C	D	E
ML1	1.62" (41.1mm)	1.37" (34.8mm)	0.15" (3.8mm)	0.75" (19.1mm)	1.12" (28.4mm)
ML2 & ML3 metal	1.63" (41.4mm)	1.75" (44.5mm)	0.16" (4.1mm)	0.97" (24.6mm)	1.17" (29.7mm)
ML2 & ML3 nylon	2.06" (52.3mm)	1.75" (44.5mm)	0.97" (24.6mm)	1.10" (27.9mm)	–

### 50A non-NEMA plugs



Family	A	B	C	Cord diameter
Pro grip nylon	2.17" (55.1mm)	5.35" (135.8mm)	2.55" (64.7mm)	0.11-1.06" (11.1-26.0mm)
Armored	2.02" (51.2mm)	4.50" (114.3mm)	2.31" (58.7mm)	0.68-1.13" (17.3-28.6mm)

### 50A non-NEMA connectors

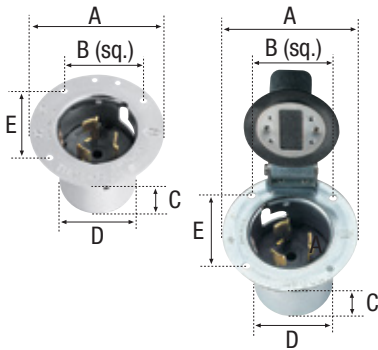


Family	A	B	C	D	Cord diameter
Pro grip nylon	1.94" (49.3mm)	5.52" (140.2mm)	2.55" (64.7mm)	–	0.11-1.06" (11.1-26.0mm)
Armored	1.98" (50.4mm)	4.50" (114.3mm)	2.31" (58.7mm)	1.27" (32.1mm)	0.68-1.13" (17.3-28.6mm)

# Locking device dimensional data

## 50A non-NEMA locking devices


### 50A non-NEMA flanged inlets



Family	A	B	C	D	E
Flanged inlet	3.50" (88.9mm)	2.12" (53.8mm)	2.75" (69.9mm)	2.69" (68.3mm)	2.12" (53.8mm)
Flanged inlet with lid	3.50" (88.9mm)	2.12" (53.8mm)	2.75" (69.9mm)	2.69" (68.3mm)	2.12" (53.8mm)


### Power lock devices

#### Hospital use power lock plugs



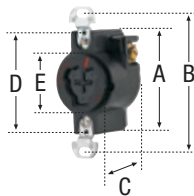
Family	A	B	C	Cord diameter
Hospital use 20A armored	1.63" (41.4mm)	3.25" (82.6mm)	2.59" (65.8mm)	0.33-0.66" (8.4-16.7mm)
Hospital use 20A nylon	1.69" (42.9mm)	3.25" (82.6mm)	2.31" (58.7mm)	0.33-0.66" (8.4-16.7mm)
Hospital use 50A & 60A armored	4.19" (106.4mm)	2.87" (72.9mm)	–	0.75-1.25" (19.1-31.8mm)

#### Hospital use power lock connectors



Family	A	B	C	Cord diameter
Hospital use 20A armored	1.62" (41.1mm)	3.87" (96.0mm)	–	0.33-0.66" (8.4-16.7mm)
Hospital use 20A nylon	1.69" (42.9mm)	3.63" (92.2mm)	1.50" (38.1mm)	0.33-0.66" (8.4-16.7mm)

#### Hospital use power lock receptacles



Family	A	B	C	D	E
Single receptacle	2.50" (63.5mm)	3.28" (83.3mm)	1.65" (41.5mm)	2.37" (60.2mm)	1.37" (34.8mm)
Single receptacle, in assembly	10.00" (254.0mm)	7.00" (177.8mm)	7.50" (190.5mm)	10.00" (254.0mm)	–


Compliances, specifications and availability are subject to change without notice.

www.eaton.com  
www.eaton.com/arrowhart

## Power lock devices


### Industrial use power lock plugs

Family	A	B	C	D	E
Industrial 20A nylon	1.62" (41.1mm)	3.25" (82.6mm)	1.50" (38.1mm)	2.31" (58.7mm)	0.33-0.66" (8.4-16.7mm)
Industrial 30A armored	2.92" (74.2mm)	2.31" (58.7mm)	–	–	0.49-0.61" (12.3-15.5mm)
Industrial 30/20A 3-P, 4-W armored	2.44" (62.0mm)	2.31" (58.7mm)	–	–	0.48-0.75" (12.3-19.1mm), except 21415: 0.36-0.48" (9.1-12.3mm), 20415: 0.56-1.00" (14.3-25.4mm), AH21436: 0.75" (19.1mm)
Industrial 30A 3-P, 4-W & 30/20A 4-P, 5-W nylon	2.38" (60.5mm)	0.97" (24.6mm)	Varies with cord dia., min. 3.80" (96.5mm), max. 4.18" (106.2mm)	2.56" (65.0mm)	0.40-1.06" (12.3-15.5mm)
Industrial 30/20A 4-P, 5-W armored	2.75" (69.9mm)	2.31" (58.7mm)	–	–	0.62-1.00" (15.9-25.4mm)
Industrial 60A armored	3.37" (85.6mm)	2.69" (68.3mm)	–	–	0.75-1.25" (19.1-38.1mm)



### Industrial use power lock connectors

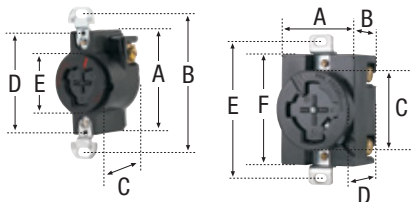
Family	A	B	C	Cord diameter
Industrial 20A nylon	1.69" (42.9mm)	3.63" (92.2mm)	1.50" (38.1mm)	0.33-0.66" (8.4-16.7mm)
Industrial 30A armored	2.32" (58.9mm)	3.21" (81.5mm)	–	0.49-0.61" (12.3-15.5mm)
Industrial 30/20A 3-P, 4-W armored	2.32" (58.9mm)	3.21" (81.5mm)	–	0.48-0.75" (12.3-19.1mm), except 21414: 0.36-0.48" (9.1-12.3mm), 20414: 0.56-1.00" (14.3-25.4mm), 21434: 0.75" (19.1mm)
Industrial 30A 3-P, 4-W & 30/20A 4-P, 5W nylon	2.38" (60.5mm)	Varies with cord dia., min. 5.17" (131.3mm), max. 5.55" (141.0mm)	2.56" (65.0mm)	0.40-1.06" (12.3-15.5mm)
Industrial 30/20A 4-P, 5W armored	2.49" (63.2mm)	3.17" (80.5mm)	–	0.62-1.00" (15.9-25.4mm)
Industrial 60A armored	2.94" (74.7mm)	4.56" (115.8mm)	–	0.75-1.25" (19.1-38.1mm)



# Locking device dimensional data


## Power lock devices

### Industrial power lock single receptacles



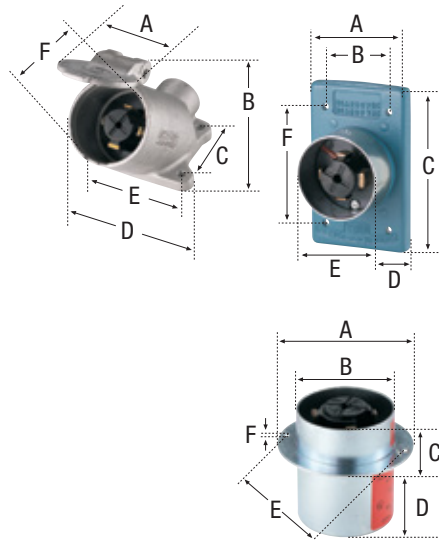
Family	A	B	C	D	E	F
20A single receptacle	2.50" (63.5mm)	3.28" (83.3mm)	1.65" (41.5mm)	2.37" (60.2mm)	1.37" (34.8mm)	—
30A & 30/20A single receptacle	1.94" (49.3mm)	1.44" (36.6mm)	1.90" (48.3mm)	1.81" (46.0mm)	3.28" (83.3mm)	2.69" (68.3mm)

### Industrial power lock single receptacles in covers



Family	A	B	C	D
30/20A 3-P, 4-W & 60A in angled cover	5.31" (134.9mm)	4.56" (115.8mm)	2.69" (68.3mm)	—
30/20A in cover w/ shell	2.84" (72.1mm)	3.25" (82.6mm)	4.56" (115.8mm)	1.87" (47.5mm)
30/20A in cover w/ lid	2.22" (56.4mm)	3.25" (82.6mm)	4.56" (115.8mm)	1.87" (47.5mm)
60A in vertical cover	3.50" (88.9mm)	2.87" sq. (72.9mm)	3.50" (88.9mm)	3.50" (88.9mm)

### Industrial power lock inlets



Family	A	B	C	D	E	F
30/20A 3-P, 4-W in angled cover	3.94" (100.1mm)	3.50" (88.9mm)	2.75" (69.9mm)	4.44" (112.8mm)	2.37" (60.2mm)	3.25" (82.6mm)
30/20A for FS/FD boxes	2.84" (72.1mm)	1.87" (47.5mm)	4.56" (115.8mm)	1.65" (42.0mm)	2.31" (58.7mm)	3.25" (82.6mm)
60A 3-P, 4-W flanged	3.75" (95.3mm)	2.86" (72.6mm)	1.08" (27.4mm)	2.25" (57.2mm)	3.34" (84.8mm)	0.19" (4.8mm)
60A 4-P, 5-W flanged	3.75" (95.3mm)	2.86" (72.6mm)	1.16" (29.5mm)	2.58" (65.5mm)	3.34" (84.8mm)	0.19" (4.8mm)

Compliances, specifications and availability are subject to change without notice.

[www.eaton.com](http://www.eaton.com)  
[www.eaton.com/arrowhart](http://www.eaton.com/arrowhart)

# Locking devices specification & performance data

## Industrial grade 15A, 20A & 30A locking plugs & connectors

### Product description

2-pole, 3-wire grounding; 3-pole, 3-wire non-grounding;  
3-pole, 4-wire grounding; 4-pole, 4-wire non-grounding;  
4-pole, 5-wire grounding

**20A & 30A ultra grip plugs & connectors: L6-20, L7-20, L8-20, L6-30, L7-30, L10-20, L14-20, L15-20, L16-20, L14-30, L15-30, L16-30, L17-30, L19-20, L20-20, L19-30, L20-30, L23-20, L23-30, Non-NEMA 20A, Non-NEMA 30A, Non-NEMA 20/10A**

Device type	15A safety grip & auto grip plugs & connectors: NEMA L5-15, L6-15, L7-15	15A safety grip & auto grip plugs & connectors: Non-NEMA 10/15A	20A & 30A ultra grip plugs & connectors: L6-20, L7-20, L8-20, L6-30, L7-30, L10-20, L14-20, L15-20, L16-20, L14-30, L15-30, L16-30, L17-30, L19-20, L20-20, L19-30, L20-30, L23-20, L23-30, Non-NEMA 20A, Non-NEMA 30A, Non-NEMA 20/10A
<b>Wiring type</b>	Side wire	Back wire	Back wire
<b>Testing &amp; code compliance</b>	<ul style="list-style-type: none"> <li>cULus Listed to UL498, file no. E3663</li> <li>UL verified to Fed Spec WC-596F</li> <li>cUL Listed to CSA C22.2, no. 42 file no. E3663</li> </ul>	<ul style="list-style-type: none"> <li>UL recognized component for US &amp; Canada, file no. E3663</li> </ul>	<ul style="list-style-type: none"> <li>cULus Listed to UL498, file no. E3663</li> </ul>
<b>Environmental specifications</b>	<p><b>Flammability:</b> Meets UL94 requirements, V0 rated</p> <p><b>Temperature rating:</b> -40°C to 60°C (-40°F to 140°F)</p>	<p><b>Flammability:</b> Meets UL94 requirements, V2 rated</p> <p><b>Temperature rating:</b> -40°C to 60°C (-40°F to 140°F)</p>	<p><b>Flammability:</b> Meets UL94 requirements, V2 rated</p> <p><b>Temperature rating:</b> -40°C to 60°C (-40°F to 140°F)</p>
<b>Electrical specifications</b>	<p><b>Dielectric voltage:</b> Twice the device rating + 1000V per UL498</p> <p><b>Current interrupting:</b> Yes, at full-rated current</p> <p><b>Temperature rise:</b> Max. 30°C (86°F) after 200 cycles of overload</p>	<p><b>Dielectric voltage:</b> Twice the device rating + 1000V per UL498</p> <p><b>Current interrupting:</b> Yes, at full-rated current</p> <p><b>Temperature rise:</b> Max. 30°C (86°F) after 200 cycles of overload</p>	<p><b>Dielectric voltage:</b> Twice the device rating + 1000V per UL498</p> <p><b>Current interrupting:</b> Yes, at full-rated current</p> <p><b>Temperature rise:</b> Max. 30°C (86°F) after 200 cycles of overload</p>
<b>Mechanical specifications</b>	<p><b>Terminal accommodation:</b> #16 - #12 AWG</p> <p><b>Voltage ratings:</b> Permanently marked on device</p>	<p><b>Terminal accommodation:</b> #16 - #12 AWG</p> <p><b>Voltage ratings:</b> Permanently marked on device</p>	<p><b>Terminal accommodation:</b> #16 - #8 AWG, except isolated ground: #14 - #8 AWG</p> <p><b>Voltage ratings:</b> Permanently marked on device</p>
<b>Materials</b>	<p><b>Outer shell:</b> Safety grip: nylon; auto grip: phenolic</p> <p><b>Interior body:</b> Safety grip: nylon; auto grip: phenolic</p> <p><b>Terminal retainer:</b> Polycarbonate</p> <p><b>Blades:</b> Brass</p> <p><b>Line contacts:</b> Brass</p> <p><b>Terminal clamps:</b> Steel, zinc plated</p> <p><b>Terminal screws:</b> Brass</p> <p><b>Ground screw:</b> Brass</p> <p><b>Assembly screws:</b> Steel, zinc plated</p> <p><b>Gasket/dust shield:</b> Neoprene</p> <p><b>Cord clamp screws:</b> Steel, zinc plated</p> <p><b>Cord clamp:</b> Steel, zinc plated</p>	<p><b>Outer shell:</b> Nylon</p> <p><b>Interior body:</b> Nylon</p> <p><b>Terminal retainer:</b> Polycarbonate</p> <p><b>Blades:</b> Brass</p> <p><b>Line contacts:</b> Brass</p> <p><b>Terminal clamps:</b> Steel, zinc plated</p> <p><b>Terminal screws:</b> Brass</p> <p><b>Ground screw:</b> Brass</p> <p><b>Assembly screws:</b> Steel, zinc plated</p> <p><b>Gasket/dust shield:</b> Neoprene</p> <p><b>Cord clamp screws:</b> Steel, zinc plated</p> <p><b>Cord clamp:</b> Steel, zinc plated</p>	<p><b>Outer shell:</b> Nylon</p> <p><b>Interior body:</b> Nylon</p> <p><b>Terminal retainer:</b> Polycarbonate</p> <p><b>Blades:</b> Brass</p> <p><b>Line contacts:</b> Connectors: zinc plated</p> <p><b>Terminal clamps:</b> Steel</p> <p><b>Terminal screws:</b> #10-32 brass, neutral screw nickel plated</p> <p><b>Ground screw:</b> #10-32 brass, green</p> <p><b>Assembly screws:</b> Steel, zinc plated</p> <p><b>Gasket/dust shield:</b> Neoprene</p> <p><b>Cord clamp screws:</b> Steel, zinc plated</p> <p><b>Cord clamp:</b> Nylon</p>

Compliances, specifications and availability are subject to change without notice.

# Locking devices specification & performance data

## Industrial grade 15A, 20A & 30A locking plugs & connectors

### Product description

2-pole, 3-wire grounding; 3-pole, 3-wire non-grounding;  
3-pole, 4-wire grounding; 4-pole, 4-wire non-grounding;  
4-pole, 5-wire grounding

Device type	20A & 30A ultra grip plugs & connectors: L5-20, L5-30, L8-30, L10-30, L11-30, L18-20, L18-30, L21-20, L21-30, L22-20, L22-30	15A & 20A plugs & connectors, 2-pole, 2-wire: NEMA L1-15, safety grip NEMA L2-20
<b>Wiring type</b>	Back wire	Back wire
<b>Testing &amp; code compliance</b>	<ul style="list-style-type: none"> <li>cULus Listed to UL498, file no. E3663, except L10-30: UL Listed; L2120_F &amp; L2130_F series not listed</li> <li>L8-30 cUL Listed to C22.2, no. 42, file no. E3663</li> <li>NOM certified, except L8-30, L10-30, L22-30, L2120_F series</li> </ul>	<ul style="list-style-type: none"> <li>Listed to UL498, file no. E3663</li> <li>cUL Listed to C22.2, no. 42 file no. E3663</li> <li>L2-20 cUL Listed to C22.2, no. 42, file no. E3663</li> <li>L2-20 NOM certified</li> </ul>
<b>Environmental specifications</b>	<b>Flammability:</b> Meets UL94 requirements, V2 rated <b>Temperature rating:</b> -40°C to 60°C (-40°F to 140°F), except flat cable: -40°C to 75°C (-40°F to 167°F)	<b>Flammability:</b> Meets UL94 requirements, V2 rated <b>Temperature rating:</b> -40°C to 60°C (-40°F to 140°F)
<b>Electrical specifications</b>	<b>Dielectric voltage:</b> Twice the device rating + 1000V per UL498 <b>Current interrupting:</b> Yes, at full-rated current <b>Temperature rise:</b> Max. 30°C (86°F) after 200 cycles of overload, except flat cable: 50 cycles of overload at 150% of rated current (DC)	<b>Dielectric voltage:</b> Twice the device rating + 1000V per UL498 <b>Current interrupting:</b> Yes, at full-rated current <b>Temperature rise:</b> Max. 30°C (86°F) after 200 cycles of overload
<b>Mechanical specifications</b>	<b>Terminal accommodation:</b> #16 - #8 AWG, except Isolated ground & flat cable: #14 - #8 AWG <b>Voltage ratings:</b> Permanently marked on device	<b>Terminal accommodation:</b> #16 - #12 AWG <b>Voltage ratings:</b> Permanently marked on device
<b>Materials:</b>	<b>Outer shell:</b> Nylon <b>Interior body:</b> Nylon <b>Terminal retainer:</b> Polycarbonate <b>Blades:</b> Brass <b>Line contacts:</b> Brass <b>Terminal clamps:</b> Steel, zinc plated <b>Terminal screws:</b> #10-32 brass, neutral screw nickel plated <b>Ground screw:</b> #10-32 brass, green <b>Assembly screws:</b> Steel, zinc plated <b>Gasket/dust shield:</b> Neoprene <b>Cord clamp screws:</b> Steel, zinc plated <b>Cord clamp:</b> Nylon, except flat cable: glass-filled nylon	<b>Outer shell:</b> Nylon, except L1-15: phenolic <b>Interior body:</b> Nylon, except L1-15: phenolic <b>Terminal retainer:</b> N/A <b>Blades:</b> Brass <b>Line contacts:</b> Connectors: zinc plated <b>Terminal clamps:</b> Steel, zinc plated <b>Terminal screws:</b> Brass <b>Ground screw:</b> Brass <b>Assembly screws:</b> Steel, zinc plated <b>Gasket/dust shield:</b> Neoprene <b>Cord clamp screws:</b> Steel, zinc plated <b>Cord clamp:</b> Steel, zinc plated

Compliances, specifications and availability are subject to change without notice.

## Industrial grade 15A locking receptacles

### Product description

2-pole, 3-wire grounding; 3-pole, 3-wire non-grounding;  
3-pole, 4-wire grounding; 4-pole, 4-wire non-grounding;  
4-pole, 5-wire grounding

Device type	15A single receptacles: NEMA L5-15, L6-15, L7-15	15A duplex receptacles: NEMA L5-15, L6-15, L7-15	15A single & duplex receptacles: Non-NEMA 10/15A	15A isolated ground single & duplex receptacles: NEMA L5-15, L6-15
<b>Wiring type</b>	Back & side wire	Back & side wire	Back & side wire	Back & side wire
<b>Testing &amp; code compliance</b>	<ul style="list-style-type: none"> <li>Listed to UL498, file no. 2369</li> <li>UL verified to Fed Spec WC-596G, except CWL515R</li> <li>CSA certified to C22.2, no. 42</li> </ul>	<ul style="list-style-type: none"> <li>Listed to UL498, file no. 2369</li> <li>UL verified to Fed Spec WC-596G</li> <li>CSA certified to C22.2, no. 42</li> </ul>	<ul style="list-style-type: none"> <li>UL recognized component, file no. E2369</li> </ul>	<ul style="list-style-type: none"> <li>Listed to UL498, file no. 2369</li> <li>CSA certified to C22.2, no. 42, except IGL615R</li> </ul>
<b>Environmental specifications</b>	<p><b>Flammability:</b> Meets UL94 requirements, V0 rated</p> <p><b>Temperature rating:</b> -40°C to 115°C (-40°F to 239°F)</p>	<p><b>Flammability:</b> Meets UL94 requirements, V0 rated</p> <p><b>Temperature rating:</b> -40°C to 115°C (-40°F to 239°F)</p>	<p><b>Flammability:</b> Meets UL94 requirements, V0 rated</p> <p><b>Temperature rating:</b> -40°C to 115°C (-40°F to 239°F)</p>	<p><b>Flammability:</b> Meets UL94 requirements, V0 rated</p> <p><b>Temperature rating:</b> -40°C to 115°C (-40°F to 239°F)</p>
<b>Electrical specifications</b>	<p><b>Dielectric voltage:</b> ≤300V: 2000V, 301-600V: 3000V per UL498</p> <p><b>Current interrupting:</b> Yes, at full-rated current</p> <p><b>Temperature rise:</b> Max. 30°C (86°F) after 150 cycles of overload @ 200% of rated current (DC)</p>	<p><b>Dielectric voltage:</b> ≤300V: 2000V, 301-600V: 3000V per UL498</p> <p><b>Current interrupting:</b> Yes, at full-rated current</p> <p><b>Temperature rise:</b> Max. 30°C (86°F) after 150 cycles of overload @ 200% of rated current (DC)</p>	<p><b>Dielectric voltage:</b> ≤300V: 2000V, 301-600V: 3000V per UL498</p> <p><b>Current interrupting:</b> Yes, at full-rated current</p> <p><b>Temperature rise:</b> Max. 30°C (86°F) after 150 cycles of overload @ 200% of rated current (DC)</p>	<p><b>Dielectric voltage:</b> ≤300V: 2000V, 301-600V: 3000V per UL498</p> <p><b>Current interrupting:</b> Yes, at full-rated current</p> <p><b>Temperature rise:</b> Max. 30°C (86°F) after 100 cycles of overload @ 150% of rated current (DC)</p>
<b>Mechanical specifications</b>	<p><b>Terminal accommodation:</b> #14 - #10 AWG</p> <p><b>Voltage ratings:</b> Permanently marked on device</p>	<p><b>Terminal accommodation:</b> #14 - #10 AWG</p> <p><b>Voltage ratings:</b> Permanently marked on device</p>	<p><b>Terminal accommodation:</b> #14 - #10 AWG</p> <p><b>Voltage ratings:</b> Permanently marked on device</p>	<p><b>Terminal accommodation:</b> #14 - #10 AWG</p> <p><b>Voltage ratings:</b> Permanently marked on device</p>
<b>Materials</b>	<p><b>Face:</b> Glass-filled nylon</p> <p><b>Base:</b> Glass-filled nylon</p> <p><b>Mounting strap:</b> .050" thick pre-plated steel</p> <p><b>Auto ground clip:</b> N/A</p> <p><b>Line contacts:</b> 0.032" thick brass</p> <p><b>Terminal screws:</b> #8-32 steel screws, nickel plated</p> <p><b>Ground screw:</b> #8-32 brass screw, green</p> <p><b>Mounting screws:</b> Steel, zinc plated</p>	<p><b>Face:</b> Glass-filled nylon</p> <p><b>Base:</b> Glass-filled nylon</p> <p><b>Mounting strap:</b> .050" thick pre-plated steel</p> <p><b>Auto ground clip:</b> Yes</p> <p><b>Line contacts:</b> 0.032" thick brass</p> <p><b>Terminal screws:</b> #8-32 steel screws, nickel plated</p> <p><b>Ground screw:</b> #8-32 brass screw, green</p> <p><b>Mounting screws:</b> Steel, zinc plated</p>	<p><b>Face:</b> Glass-filled nylon</p> <p><b>Base:</b> Glass-filled nylon</p> <p><b>Mounting strap:</b> .050" thick pre-plated steel</p> <p><b>Auto ground clip:</b> Yes</p> <p><b>Line contacts:</b> 0.032" thick brass</p> <p><b>Terminal screws:</b> #8-32 steel screws, nickel plated</p> <p><b>Ground screw:</b> #8-32 brass screw, green</p> <p><b>Mounting screws:</b> Steel, zinc plated</p>	<p><b>Face:</b> Glass-filled nylon</p> <p><b>Base:</b> Glass-filled nylon</p> <p><b>Mounting strap:</b> .050" thick pre-plated steel</p> <p><b>Auto ground clip:</b> Yes</p> <p><b>Line contacts:</b> 0.036" thick brass</p> <p><b>Terminal screws:</b> #8-32 steel screws, nickel plated</p> <p><b>Ground screw:</b> #8-32 brass screw, green</p> <p><b>Mounting screws:</b> Steel, zinc plated</p>

Compliances, specifications and availability are subject to change without notice.

# Locking devices specification & performance data

## Industrial grade 15A, 20A & 30A locking receptacles

### Product description

2-pole, 3-wire grounding; 3-pole, 3-wire non-grounding;  
3-pole, 4-wire grounding; 4-pole, 4-wire non-grounding;  
4-pole, 5-wire grounding

Device type	20A single receptacles: NEMA L5-20, L6-20, L7-20, L8-20, L9-20, L10-20, L11-20, L12-20, L14-20, L15-20, L16-20, L18-20, L19-20, L20-20, L21-20, L22-20, L23-20, non-NEMA 20A	30A single receptacles: NEMA L5-30, L6-30, L7-30, L8-30, L9-30, L10-30, L11-30, L12-30, L13-30, L14-30, L15-30, L16-30, L17-30, L18-30, L19-30, L20-30, L21-30, L22-30, L23-30, non-NEMA 30A	20A & 30A isolated ground single receptacles: NEMA L5-20, L6-20, L7-20, L8-20, L5-30, L6-30, L7-30, L8-30, L14-20, L15-20, L16-20, L14-30, L15-30, L16-30, L21-20, L22-20, L23-20, L21-30, L22-30, L23-30	15A & 20A receptacles, 2-pole, 2-wire: NEMA L1-15, L2-20
<b>Wiring type</b>	Back & side wire	Back & side wire	Back & side wire	Back & side wire
<b>Testing &amp; code compliance</b>	<ul style="list-style-type: none"> <li>Listed to UL498, file no. E2369</li> <li>NEMA L5-20, L6-20, L7-20, L10-20, L14-20, L15-20, L18-20 &amp; L21-20 also UL verified to Fed Spec WC-596G</li> <li>CSA certified to C22.2, no. 42 except 7310B, NEMA L11-20, L12-20, 7410B, L18-20, L19-20, L20-20</li> <li>NEMA L11-20, L14-20, L15-20, L18-20, L21-20, L22-20 also NOM certified</li> </ul>	<ul style="list-style-type: none"> <li>Listed to UL498, file no. E2369</li> <li>NEMA L5-30, L6-30, L7-30, L14-30, L15-30, L20-30, L21-30, L23-30 also UL verified to Fed Spec WC-596G</li> <li>CSA certified to C22.2, no. 42 except NEMA L11-20, L12-20, AH3330-2, L10-30, L11-30, L12-30, L13-30, AH3430, L18-30, L19-30, L20-30</li> <li>NEMA L5-30, L10-30, L11-30, L14-30, L15-30, L18-30 also NOM certified</li> </ul>	<ul style="list-style-type: none"> <li>Listed to UL498, file no. E2369</li> <li>CSA certified to C22.2, no. 42 except NEMA L5-30</li> <li>NOM certified, except for L7-20, L8-20, L6-30, L7-30, L8-30, L16-20, L21-30, L22-30, L23-30</li> </ul>	<ul style="list-style-type: none"> <li>Listed to UL498, file no. E2369</li> </ul>
<b>Environmental specifications</b>	<p><b>Flammability:</b> Meets UL94 requirements, V0 rated</p> <p><b>Temperature rating:</b> -40°C to 60°C (-40°F to 140°F)</p>	<p><b>Flammability:</b> Meets UL94 requirements, V0 rated</p> <p><b>Temperature rating:</b> -40°C to 60°C (-40°F to 140°F)</p>	<p><b>Flammability:</b> Meets UL94 requirements, V0 rated</p> <p><b>Temperature rating:</b> -40°C to 70°C (-40°F to 158°F)</p>	<p><b>Flammability:</b> Meets UL94 requirements, V0 rated</p> <p><b>Temperature rating:</b> -40°C to 105°C (-40°F to 221°F)</p>
<b>Electrical specifications</b>	<p><b>Dielectric voltage:</b> ≤300V: 2000V, 301-600V: 3000V per UL498</p> <p><b>Current interrupting:</b> Yes, at full-rated current</p> <p><b>Temperature rise:</b> Max. 30°C (86°F) after 200 cycles of overload @ 200% of rated current (DC)</p>	<p><b>Dielectric voltage:</b> ≤300V: 2000V, 301-600V: 3000V per UL498</p> <p><b>Current interrupting:</b> Yes, at full-rated current</p> <p><b>Temperature rise:</b> Max. 30°C (86°F) after 200 cycles of overload @ 200% of rated current (DC)</p>	<p><b>Dielectric voltage:</b> ≤300V: 2000V, 301-600V: 3000V per UL498</p> <p><b>Current interrupting:</b> Yes, at full-rated current</p> <p><b>Temperature rise:</b> Max. 30°C (86°F) after 200 cycles of overload @ 200% of rated current (DC)</p>	<p><b>Dielectric voltage:</b> ≤300V: 2000V, 301-600V: 3000V per UL498</p> <p><b>Current interrupting:</b> Yes, at full-rated current</p> <p><b>Temperature rise:</b> Max. 30°C (86°F) after 200 cycles of overload @ 150% of rated current (DC)</p>
<b>Mechanical specifications</b>	<p><b>Terminal accommodation:</b> #14 - #8 AWG</p> <p><b>Voltage ratings:</b> Permanently marked on device</p>	<p><b>Terminal accommodation:</b> #14 - #8 AWG</p> <p><b>Voltage ratings:</b> Permanently marked on device</p>	<p><b>Terminal accommodation:</b> #14 - #8 AWG</p> <p><b>Voltage ratings:</b> Permanently marked on device</p>	<p><b>Terminal accommodation:</b> #14 - #10 AWG</p> <p><b>Voltage ratings:</b> Permanently marked on device</p>
<b>Materials</b>	<p><b>Face:</b> Glass-filled nylon</p> <p><b>Base:</b> Glass-filled nylon</p> <p><b>Mounting strap:</b> .050" thick steel, zinc plated</p> <p><b>Line contacts:</b> 0.042" thick brass</p> <p><b>Terminal screws:</b> #10-32 brass, neutral screw nickel plated</p> <p><b>Ground screw:</b> #10-32 brass, green</p> <p><b>Contact springs:</b> .040" thick brass</p> <p><b>Terminal clamps/plates:</b> .040" thick brass</p> <p><b>Ground contacts:</b> .040" thick brass</p> <p><b>Back plate:</b> .040" thick brass, nickel plated</p> <p><b>Mounting screws:</b> Steel, zinc plated</p>	<p><b>Face:</b> Glass-filled nylon</p> <p><b>Base:</b> Glass-filled nylon</p> <p><b>Mounting strap:</b> .050" thick steel, zinc plated</p> <p><b>Line contacts:</b> 0.042" thick brass</p> <p><b>Terminal screws:</b> #10-32 brass, neutral screw nickel plated</p> <p><b>Ground screw:</b> #10-32 brass, green</p> <p><b>Contact springs:</b> .040" thick brass</p> <p><b>Terminal clamps/plates:</b> .040" thick brass</p> <p><b>Ground contacts:</b> .040" thick brass</p> <p><b>Back plate:</b> .040" thick brass, nickel plated</p> <p><b>Mounting screws:</b> Steel, zinc plated</p>	<p><b>Face:</b> Glass-filled nylon</p> <p><b>Base:</b> Glass-filled nylon</p> <p><b>Mounting strap:</b> .050" thick steel, zinc plated</p> <p><b>Line contacts:</b> 0.042" thick brass</p> <p><b>Terminal screws:</b> #10-32 brass, neutral screw nickel plated</p> <p><b>Ground screw:</b> #10-32 brass, green</p> <p><b>Contact springs:</b> .040" thick brass</p> <p><b>Terminal clamps/plates:</b> .040" thick brass</p> <p><b>Ground contacts:</b> .040" thick brass</p> <p><b>Back plate:</b> .040" thick brass, nickel plated</p> <p><b>Mounting screws:</b> Steel, zinc plated</p>	<p><b>Face:</b> Glass-filled nylon</p> <p><b>Base:</b> Glass-filled nylon</p> <p><b>Mounting strap:</b> .050" thick steel, zinc plated</p> <p><b>Line contacts:</b> 0.032" thick brass, bronze</p> <p><b>Terminal screws:</b> #8-32 steel, nickel plated</p> <p><b>Ground screw:</b> #8-32 brass, green</p> <p><b>Contact springs:</b> 0.032" thick brass, bronze</p> <p><b>Terminal clamps/plates:</b> 0.070" thick steel, zinc plated</p> <p><b>Ground contacts:</b> N/A</p> <p><b>Back plate:</b> N/A</p> <p><b>Mounting screws:</b> Steel, zinc plated</p>

Compliances, specifications and availability are subject to change without notice.



# Locking devices specification & performance data

## Industrial grade 15A, 20A & 30A locking flanged inlets & outlets

### Product description

2-pole, 3-wire grounding; 3-pole, 3-wire non-grounding;  
3-pole, 4-wire grounding; 4-pole, 4-wire non-grounding;  
4-pole, 5-wire grounding

Device type	15A flanged inlets & flanged outlets: NEMA L5-15, L6-15, L7-15	15A & 20A flanged inlets & outlets, 2-pole, 2-wire: NEMA L1-15, L2-20	20A & 30A flanged inlets & flanged outlets: AHL520FI, AHL520FO, AHL620FI, AHL830FI, AHL1120FO, AHL1430FI, AHL1430FO, AHL2130FI, AHL2130FO
<b>Wiring type</b>	Back wire	Side wire	Back wire
<b>Testing &amp; code compliance</b>	<ul style="list-style-type: none"> <li>Listed to UL498, file no. E2369</li> <li>CWL615FI, CWL715FI also cUL listed to UL498, file no. E3663</li> <li>CWL615FI also UL verified to Fed Spec WC-596/102-1</li> <li>CSA certified to C22.2, no.42 except CWL515FO</li> </ul>	<ul style="list-style-type: none"> <li>Listed to UL498, file no. E2369</li> </ul>	<ul style="list-style-type: none"> <li>AHL520FI, AHL520FO, AHL1430FO, AHL2130FI listed to UL498, file no. E2369; AHL1430FI, AHL2130FO is file no. E3663</li> <li>AHL620FI, AHL830FI, AHL1120FO cULus Listed to UL498, file no. E3663</li> <li>AHL520FO, AHL1430FI, AHL2130FI, AHL2130FO also CSA certified to C22.2, no. 42</li> <li>AHL830FI, AHL1120FO, AHL1430FO CSA certified to C22.2, no. 42</li> <li>AHL1430FI, AHL1430FO, AHL2130FI, AHL2130FO NOM certified</li> </ul>
<b>Environmental specifications</b>	<p><b>Flammability:</b> Meets UL94 requirements, V2 rated</p> <p><b>Temperature rating:</b> -40°C to 75°C (-40°F to 167°F)</p>	<p><b>Flammability:</b> Meets UL94 requirements, V0 rated</p> <p><b>Temperature rating:</b> -40°C to 105°C (-40°F to 221°F)</p>	<p><b>Flammability:</b> Meets UL94 requirements, V2 rated</p> <p><b>Temperature rating:</b> -40°C to 60°C (-40°F to 140°F)</p>
<b>Electrical specifications</b>	<p><b>Dielectric voltage:</b> ≤300V: 2000V, 301-600V: 3000V per UL498</p> <p><b>Current interrupting:</b> Yes, at full-rated current</p> <p><b>Temperature rise:</b> Flanged outlets: max. 30°C (86°F) after 50 cycles of overload @ 150% of rated current (DC); flanged inlets; max. 30°C (86°F) @ maximum rated current (DC)</p>	<p><b>Dielectric voltage:</b> ≤300V: 2000V, 301-600V: 3000V per UL498</p> <p><b>Current interrupting:</b> Yes, at full-rated current</p> <p><b>Temperature rise:</b> Flanged outlets: max. 30°C (86°F) after 50 cycles of overload @ 150% of rated current (DC); flanged inlets; max. 30°C (86°F) @ maximum rated current (DC)</p>	<p><b>Dielectric voltage:</b> ≤300V: 2000V, 301-600V: 3000V per UL498</p> <p><b>Current interrupting:</b> Yes, at full-rated current</p> <p><b>Temperature rise:</b> Flanged outlets: max. 30°C (86°F) after 50 cycles of overload @ 150% of rated current (DC); flanged inlets; max. 30°C (86°F) @ maximum rated current (DC)</p>
<b>Mechanical specifications</b>	<p><b>Terminal accommodation:</b> #14 - #8 AWG</p> <p><b>Voltage ratings:</b> Permanently marked on device</p>	<p><b>Terminal accommodation:</b> #14 - #8 AWG</p> <p><b>Voltage ratings:</b> Permanently marked on device</p>	<p><b>Terminal accommodation:</b> #14 - #8 AWG</p> <p><b>Voltage ratings:</b> Permanently marked on device</p>
<b>Materials</b>	<p><b>Flanged housing:</b> Nylon</p> <p><b>Interior body:</b> Nylon</p> <p><b>Terminal retainer:</b> Polycarbonate</p> <p><b>Blades:</b> .060" thick brass</p> <p><b>Line contacts:</b> .060" thick brass</p> <p><b>Terminal clamps:</b> Steel</p> <p><b>Terminal screws:</b> #8-32 brass</p> <p><b>Ground screw:</b> #8-32 brass, green</p> <p><b>Assembly screws:</b> Steel, zinc plated</p> <p><b>Mounting screws:</b> Steel, zinc plated</p>	<p><b>Flanged housing:</b> Plated brass</p> <p><b>Interior body:</b> Glass-filled nylon, except L2-20: nylon</p> <p><b>Terminal retainer:</b> N/A</p> <p><b>Blades:</b> .060" thick brass</p> <p><b>Line contacts:</b> .060" thick brass</p> <p><b>Terminal clamps:</b> N/A</p> <p><b>Terminal screws:</b> #6-32 brass</p> <p><b>Ground screw:</b> #6-32 brass, green</p> <p><b>Assembly screws:</b> Steel, zinc plated</p> <p><b>Mounting screws:</b> Steel, zinc plated</p>	<p><b>Flanged housing:</b> Nylon</p> <p><b>Interior body:</b> Nylon</p> <p><b>Terminal retainer:</b> Polycarbonate</p> <p><b>Blades:</b> .060" thick brass</p> <p><b>Line contacts:</b> .060" thick brass</p> <p><b>Terminal clamps:</b> Steel</p> <p><b>Terminal screws:</b> #10-32 brass, neutral screw nickel plated</p> <p><b>Ground screw:</b> #10-32 brass, green</p> <p><b>Assembly screws:</b> Steel, zinc plated</p> <p><b>Mounting screws:</b> Steel, zinc plated</p>

Compliances, specifications and availability are subject to change without notice.

## Industrial grade 20A & 30A locking flanged inlets & outlets

### Product description

2-pole, 3-wire grounding; 3-pole, 3-wire non-grounding;  
3-pole, 4-wire grounding; 4-pole, 4-wire non-grounding;  
4-pole, 5-wire grounding

Device type	20A & 30A flanged inlets: L7-20, L8-20, L5-30, L6-30, L7-30, L10-20, L11-20, L10-30, L11-30, L14-20, L15-20, L16-20, L15-30, L16-30, L17-30, L18-20, L19-20, L20-20, L18-30, L19-30, L20-30, L21-20, L22-20, L23-20, L22-30, L23-30, Non-NEMA 20A, non-NEMA 30A, non-NEMA 20/10A	20A & 30A flanged outlets: L8-20, L6-30, L7-30, L8-30, L10-20, L14-20, L15-20, L16-20, L15-30, L16-30, L17-30, L21-20, L22-20, L23-20, L22-30, L23-30	20A & 30A flanged outlets: L6-20, L7-20, L5-30, L10-30, L11-30, L18-20, L19-20, L20-20, L18-30, L19-30, L20-30, non-NEMA 20A, non-NEMA 30A, non-NEMA 20/10A
<b>Wiring type</b>	Back wire	Back wire	Back wire
<b>Testing &amp; code compliance</b>	<ul style="list-style-type: none"> <li>Listed to UL498 file no. E3663</li> <li>cUL Listed to UL498, file no. E3663</li> </ul>	<ul style="list-style-type: none"> <li>Listed to UL498 file no. E2369</li> <li>CSA certified to C22.2, no. 42</li> </ul>	<ul style="list-style-type: none"> <li>Listed to UL498 file no. E2369</li> <li>CSA certified to C22.2, no. 42</li> </ul>
<b>Environmental specifications</b>	<p><b>Flammability:</b> Meets UL94 requirements, V2 rated</p> <p><b>Temperature rating:</b> -40°C to 60°C (-40°F to 140°F)</p>	<p><b>Flammability:</b> Meets UL94 requirements, V2 rated</p> <p><b>Temperature rating:</b> -40°C to 60°C (-40°F to 140°F)</p>	<p><b>Flammability:</b> Meets UL94 requirements, V2 rated</p> <p><b>Temperature rating:</b> -40°C to 60°C (-40°F to 140°F)</p>
<b>Electrical specifications</b>	<p><b>Dielectric voltage:</b> ≤300V: 2000V, 301-600V: 3000V per UL498</p> <p><b>Current interrupting:</b> Yes, at full-rated current</p> <p><b>Temperature rise:</b> Max. 30°C (86°F) @ maximum rated current (DC)</p>	<p><b>Dielectric voltage:</b> ≤300V: 2000V, 301-600V: 3000V per UL498</p> <p><b>Current interrupting:</b> Yes, at full-rated current</p> <p><b>Temperature rise:</b> Max. 30°C (86°F) after 50 cycles of overload @ 150% of rated current (DC)</p>	<p><b>Dielectric voltage:</b> ≤300V: 2000V, 301-600V: 3000V per UL498</p> <p><b>Current interrupting:</b> Yes, at full-rated current</p> <p><b>Temperature rise:</b> Max. 30°C (86°F) after 50 cycles of overload @ 150% of rated current (DC)</p>
<b>Mechanical specifications</b>	<p><b>Terminal accommodation:</b> #14 - #8 AWG</p> <p><b>Voltage ratings:</b> Permanently marked on device</p>	<p><b>Terminal accommodation:</b> #14 - #8 AWG</p> <p><b>Voltage ratings:</b> Permanently marked on device</p>	<p><b>Terminal accommodation:</b> #14 - #8 AWG</p> <p><b>Voltage ratings:</b> Permanently marked on device</p>
<b>Materials</b>	<p><b>Flanged housing:</b> Nylon</p> <p><b>Interior body:</b> Nylon</p> <p><b>Terminal retainer:</b> Polycarbonate</p> <p><b>Blades:</b> .060" thick brass</p> <p><b>Line contacts:</b> .060" thick brass</p> <p><b>Terminal clamps:</b> Steel</p> <p><b>Terminal screws:</b> #10-32 brass, neutral screw nickel plated</p> <p><b>Ground screw:</b> #10-32 brass, green</p> <p><b>Assembly screws:</b> Steel, zinc plated</p> <p><b>Mounting screws:</b> Steel, zinc plated</p>	<p><b>Flanged housing:</b> Nylon</p> <p><b>Interior body:</b> Nylon</p> <p><b>Terminal retainer:</b> Polycarbonate</p> <p><b>Blades:</b> .060" thick brass</p> <p><b>Line contacts:</b> .060" thick brass</p> <p><b>Terminal clamps:</b> Steel</p> <p><b>Terminal screws:</b> #10-32 brass, neutral screw nickel plated</p> <p><b>Ground screw:</b> #10-32 brass, green</p> <p><b>Assembly screws:</b> Steel, zinc plated</p> <p><b>Mounting screws:</b> Steel, zinc plated</p>	<p><b>Flanged housing:</b> Nylon</p> <p><b>Interior body:</b> Nylon</p> <p><b>Terminal retainer:</b> Polycarbonate</p> <p><b>Blades:</b> .060" thick brass</p> <p><b>Line contacts:</b> .060" thick brass</p> <p><b>Terminal clamps:</b> Steel</p> <p><b>Terminal screws:</b> #10-32 brass, neutral screw nickel plated</p> <p><b>Ground screw:</b> #10-32 brass, green</p> <p><b>Assembly screws:</b> Steel, zinc plated</p> <p><b>Mounting screws:</b> Steel, zinc plated</p>

Compliances, specifications and availability are subject to change without notice.

# Locking devices specification & performance data

## Industrial grade midget type locking devices

### Product description

2-pole, 3-wire grounding; 3-pole, 3-wire non-grounding;  
3-pole, 4-wire grounding; 4-pole, 4-wire non-grounding;  
4-pole, 5-wire grounding

Device type	Midget locking plugs & connectors: NEMA ML1, ML2, ML3	Midget locking flanged inlets & flanged outlets: NEMA ML1, ML2, ML3
<b>Wiring type</b>	Side wire	Back wire
<b>Testing &amp; code compliance</b>	<ul style="list-style-type: none"> <li>cULus Listed to UL498, file no. E3663</li> <li>NEMA ML2: CSA certified to C22.2, no. 42</li> <li>7484: cULus Listed to C22.2, no. 42</li> </ul>	<ul style="list-style-type: none"> <li>Listed to UL498 file no. E3663 (inlets) E2369 (outlets)</li> <li>Flanged inlets: cULus Listed to UL498, file no. E3663</li> <li>Flanged outlets: CSA certified to C22.2, no. 42</li> </ul>
<b>Environmental specifications</b>	<p><b>Flammability:</b> Meets UL94 requirements, V2 rated</p> <p><b>Temperature rating:</b> -40°C to 95°C (-40°F to 203°F), except nylon: -40°C to 75°C (-40°F to 167°F)</p>	<p><b>Flammability:</b> Meets UL94 requirements, V0 rated</p> <p><b>Temperature rating:</b> -40°C to 150°C (-40°F to 302°F), except construction including nylon: -40°C to 75°C (-40°F to 167°F)</p>
<b>Electrical specifications</b>	<p><b>Dielectric voltage:</b> Twice the device rating + 1000V per UL498</p> <p><b>Current interrupting:</b> Yes, at full-rated current</p> <p><b>Temperature rise:</b> Max. 30°C (86°F) after 50 cycles of overload @ 150% rated current (DC)</p>	<p><b>Dielectric voltage:</b> ≤300V: 2000V, 301-600V: 3000V per UL498</p> <p><b>Current interrupting:</b> Yes, at full-rated current</p> <p><b>Temperature rise:</b> Max. 30°C (86°F) after 50 cycles of overload @ 250V and 15A</p>
<b>Mechanical specifications</b>	<p><b>Terminal accommodation:</b> #16 - #12 AWG</p> <p><b>Voltage ratings:</b> Permanently marked on device</p>	<p><b>Terminal accommodation:</b> #16 - #12 AWG</p> <p><b>Voltage ratings:</b> Permanently marked on device</p>
<b>Materials</b>	<p><b>Outer shell:</b> Phenolic, except 7593, 7484: nylon</p> <p><b>Interior body:</b> Nylon, except 7593, 7484: glass-filled nylon</p> <p><b>Blades:</b> 0.060" thick brass</p> <p><b>Line contacts:</b> 0.030" thick brass</p> <p><b>Terminal screws:</b> #5-40 brass</p> <p><b>Ground screw:</b> #5-40 brass</p> <p><b>Assembly screws:</b> Steel, zinc plated</p> <p><b>Cord clamp screws:</b> Zinc, except 7593, 7484: steel, zinc plated</p>	<p><b>Outer shell:</b> Plated brass, except 7595, 7486N: nylon</p> <p><b>Interior body:</b> Phenolic, except 7468, 7596, 7595N, 7596N, 7486, 7487, 7487N: glass-filled nylon</p> <p><b>Blades:</b> 0.060" thick brass</p> <p><b>Line contacts:</b> 0.060" thick brass</p> <p><b>Terminal screws:</b> Brass</p> <p><b>Ground screw:</b> Brass</p> <p><b>Assembly screws:</b> Steel, zinc plated</p> <p><b>Cord clamp screws:</b> N/A</p>

Compliances, specifications and availability are subject to change without notice.

## Industrial grade 50A marine corrosion resistant locking devices

### Product description

2-pole, 3-wire grounding;  
3-pole, 4-wire grounding

Device type	50A marine grade corrosion resistant locking pro grip plugs & connectors	50A marine grade corrosion resistant locking armored plugs & connectors	50A marine grade corrosion resistant locking receptacles
<b>Wiring type</b>	Back wire	Back wire	Back wire
<b>Testing &amp; code compliance</b>	<ul style="list-style-type: none"> <li>cULus Listed to UL498, file no. E3663</li> </ul>	<ul style="list-style-type: none"> <li>cULus Listed to UL498, file no. E3663</li> <li>cUL Listed to CSA C22.2, no. 42</li> </ul>	<ul style="list-style-type: none"> <li>Listed to UL498, file no. E2369</li> <li>CSA certified to C22.2, no. 42</li> </ul>
<b>Environmental specifications</b>	<p><b>Flammability:</b> Meets UL94 requirements, V0 rated</p> <p><b>Temperature rating:</b> -40°C to 105°C (-40°F to 221°F)</p>	<p><b>Flammability:</b> Meets UL94 requirements, V0 rated</p> <p><b>Temperature rating:</b> -40°C to 95°C (-40°F to 203°F)</p>	<p><b>Flammability:</b> Meets UL94 requirements, V0 rated</p> <p><b>Temperature rating:</b> -40°C to 105°C (-40°F to 221°F)</p>
<b>Electrical specifications</b>	<p><b>Dielectric voltage:</b> Twice the device rating + 1000V per UL498</p> <p><b>Current interrupting:</b> Yes, at full-rated current</p> <p><b>Temperature rise:</b> 30°C (86°F) carrying max. rated current</p>	<p><b>Dielectric voltage:</b> Twice the device rating + 1000V per UL498</p> <p><b>Current interrupting:</b> Yes, at full-rated current</p> <p><b>Temperature rise:</b> 30°C (86°F) carrying max. rated current</p>	<p><b>Dielectric voltage:</b> ≤300V: 2000V, 301-600V: 3000V per UL498</p> <p><b>Current interrupting:</b> Yes, at full-rated current</p> <p><b>Temperature rise:</b> Max. 30°C (86°F) after 50 cycles of overload @ 150% of rated current (DC)</p>
<b>Mechanical specifications</b>	<p><b>Terminal accommodation:</b> #12 - #4 AWG</p> <p><b>Voltage ratings:</b> Permanently marked on device</p>	<p><b>Terminal accommodation:</b> #12 - #6 AWG</p> <p><b>Voltage ratings:</b> Permanently marked on device</p>	<p><b>Terminal accommodation:</b> #12 - #6 AWG</p> <p><b>Voltage ratings:</b> Permanently marked on device</p>
<b>Materials</b>	<p><b>Outer shell:</b> Nylon, impact modified</p> <p><b>Interior body:</b> Glass-filled nylon</p> <p><b>Terminal retainer:</b> Glass-filled nylon</p> <p><b>Blades:</b> Brass, nickel plated</p> <p><b>Line contacts:</b> Brass, nickel plated</p> <p><b>Ground shunt:</b> Phosphor bronze</p> <p><b>Terminal clamps:</b> Brass, nickel plated</p> <p><b>Terminal screws:</b> Brass, nickel plated</p> <p><b>Ground strap:</b> N/A</p> <p><b>Ground screw:</b> Brass, nickel plated</p> <p><b>Gasket/dust shield:</b> Neoprene rubber</p> <p><b>Cord clamp screws:</b> Stainless steel</p> <p><b>Cord clamp:</b> Nylon, impact modified</p> <p><b>Plug shroud:</b> Cold-rolled steel, nickel plated</p> <p><b>Receptacle mounting strap:</b> N/A</p>	<p><b>Outer shell:</b> Stainless steel</p> <p><b>Interior body:</b> Glass-filled nylon</p> <p><b>Terminal retainer:</b> Glass-filled nylon</p> <p><b>Blades:</b> Brass alloy, nickel plated</p> <p><b>Line contacts:</b> Brass, nickel plated</p> <p><b>Ground shunt:</b> Phosphor bronze</p> <p><b>Terminal clamps:</b> Brass, nickel plated</p> <p><b>Terminal screws:</b> Brass, nickel plated</p> <p><b>Ground strap:</b> N/A</p> <p><b>Ground screw:</b> Brass, nickel plated</p> <p><b>Gasket/dust shield:</b> Neoprene rubber</p> <p><b>Cord clamp screws:</b> Stainless steel</p> <p><b>Cord clamp:</b> Brass, nickel plated</p> <p><b>Plug shroud:</b> Stainless steel</p> <p><b>Receptacle mounting strap:</b> N/A</p>	<p><b>Outer shell:</b> Brass, nickel plated</p> <p><b>Interior body:</b> Glass-filled nylon</p> <p><b>Terminal retainer:</b> Glass-filled nylon</p> <p><b>Blades:</b> N/A</p> <p><b>Line contacts:</b> Brass, nickel plated</p> <p><b>Ground shunt:</b> Phosphor bronze</p> <p><b>Terminal clamps:</b> Brass, nickel plated</p> <p><b>Terminal screws:</b> Brass, nickel plated</p> <p><b>Ground strap:</b> Steel, nickel plated</p> <p><b>Ground screw:</b> Brass, nickel plated</p> <p><b>Gasket/dust shield:</b> N/A</p> <p><b>Cord clamp screws:</b> N/A</p> <p><b>Cord clamp:</b> N/A</p> <p><b>Plug shroud:</b> N/A</p> <p><b>Receptacle mounting strap:</b> 0.065" thick brass</p>

Compliances, specifications and availability are subject to change without notice.

# Locking devices specification & performance data

## Industrial grade 50A locking devices

### Product description

2-pole, 3-wire grounding;  
3-pole, 4-wire grounding

Device type	50A locking pro grip plugs & connectors	50A locking armored plugs & connectors	50A locking receptacles	50A locking flanged inlets
<b>Wiring type</b>	Back wire	Back wire	Back wire	Back wire
<b>Testing &amp; code compliance</b>	<ul style="list-style-type: none"> <li>cULus Listed to UL498, file no. E3663</li> </ul>	<ul style="list-style-type: none"> <li>cULus Listed to UL498, file no. E3663</li> </ul>	<ul style="list-style-type: none"> <li>Listed to UL498, file no. E3663</li> <li>CSA certified to C22.2, no. 42</li> </ul>	<ul style="list-style-type: none"> <li>Listed to UL498, file no. E3663</li> <li>cUL Listed to CSA C22.2, no. 42</li> </ul>
<b>Environmental specifications</b>	<p><b>Flammability:</b> Meets UL94 requirements, V0 rated</p> <p><b>Temperature rating:</b> -40°C to 105°C (-40°F to 221°F)</p>	<p><b>Flammability:</b> Meets UL94 requirements, V0 rated</p> <p><b>Temperature rating:</b> -40°C to 95°C (-40°F to 203°F)</p>	<p><b>Flammability:</b> Meets UL94 requirements, V0 rated</p> <p><b>Temperature rating:</b> -40°C to 105°C (-40°F to 221°F)</p>	<p><b>Flammability:</b> Meets UL94 requirements, V0 rated</p> <p><b>Temperature rating:</b> -40°C to 105°C (-40°F to 221°F)</p>
<b>Electrical specifications</b>	<p><b>Dielectric voltage:</b> Twice the device rating + 1000V per UL498</p> <p><b>Current interrupting:</b> Yes, at full-rated current</p> <p><b>Temperature rise:</b> For connectors: max. 30°C (86°F) after 50 cycles of overload @ 150% of rated current (DC)</p>	<p><b>Dielectric voltage:</b> Twice the device rating + 1000V per UL498</p> <p><b>Current interrupting:</b> Yes, at full-rated current</p> <p><b>Temperature rise:</b> For connectors: max. 30°C (86°F) after 50 cycles of overload @ 150% of rated current (DC)</p>	<p><b>Dielectric voltage:</b> ≤300V: 2000V, 301-600V: 3000V per UL498</p> <p><b>Current interrupting:</b> Yes, at full-rated current</p> <p><b>Temperature rise:</b> Max. 30°C (86°F) after 50 cycles of overload @ 150% of rated current (DC)</p>	<p><b>Dielectric voltage:</b> ≤300V: 2000V, 301-600V: 3000V per UL498</p> <p><b>Current interrupting:</b> Yes, at full-rated current</p> <p><b>Temperature rise:</b> Max. 30°C (86°F) after 50 cycles of overload @ 150% of rated current (DC)</p>
<b>Mechanical specifications</b>	<p><b>Terminal accommodation:</b> #10 - #4 AWG</p> <p><b>Voltage ratings:</b> Permanently marked on device</p>	<p><b>Terminal accommodation:</b> #10 - #6 AWG</p> <p><b>Voltage ratings:</b> Permanently marked on device</p>	<p><b>Terminal accommodation:</b> #10 - #6 AWG</p> <p><b>Voltage ratings:</b> Permanently marked on device</p>	<p><b>Terminal accommodation:</b> #10 - #6 AWG</p> <p><b>Voltage ratings:</b> Permanently marked on device</p>
<b>Materials</b>	<p><b>Outer shell:</b> Nylon, impact modified</p> <p><b>Interior body:</b> Glass-filled nylon</p> <p><b>Terminal retainer:</b> Glass-filled nylon</p> <p><b>Blades:</b> Brass alloy</p> <p><b>Line contacts:</b> Brass alloy, zinc plated</p> <p><b>Ground shunt:</b> Connectors: 0.027" phosphor bronze</p> <p><b>Terminal clamps:</b> Brass alloy, zinc plated</p> <p><b>Terminal screws:</b> 3/8-27 brass</p> <p><b>Ground screw:</b> 3/8-27 brass</p> <p><b>Assembly/mounting screws:</b> N/A</p> <p><b>Gasket/dust shield:</b> Neoprene rubber</p> <p><b>Cord clamp screws:</b> Stainless steel</p> <p><b>Cord clamp:</b> Nylon, impact modified</p> <p><b>Plug shroud:</b> Cold-rolled steel, zinc plated</p> <p><b>Receptacle mounting strap:</b> N/A</p> <p><b>Flanged housing/base:</b> N/A</p>	<p><b>Outer shell:</b> Cold-rolled steel, zinc plated</p> <p><b>Interior body:</b> Glass-filled nylon</p> <p><b>Terminal retainer:</b> Glass-filled nylon</p> <p><b>Blades:</b> Brass alloy, nickel plated</p> <p><b>Line contacts:</b> Brass alloy, zinc plated</p> <p><b>Ground shunt:</b> Connectors: 0.027" phosphor bronze</p> <p><b>Terminal clamps:</b> Brass alloy, zinc plated</p> <p><b>Terminal screws:</b> 3/8-27 brass</p> <p><b>Ground screw:</b> 3/8-27 brass</p> <p><b>Assembly/mounting screws:</b> Steel, zinc plated</p> <p><b>Gasket/dust shield:</b> Neoprene rubber</p> <p><b>Cord clamp screws:</b> Stainless steel</p> <p><b>Cord clamp:</b> Steel, zinc plated (black)</p> <p><b>Plug shroud:</b> Cold-rolled steel, zinc plated</p> <p><b>Receptacle mounting strap:</b> N/A</p> <p><b>Flanged housing/base:</b> N/A</p>	<p><b>Outer shell:</b> Steel</p> <p><b>Interior body:</b> Glass-filled nylon</p> <p><b>Terminal retainer:</b> Glass-filled nylon</p> <p><b>Blades:</b> N/A</p> <p><b>Line contacts:</b> Brass alloy</p> <p><b>Ground shunt:</b> N/A</p> <p><b>Terminal clamps:</b> Brass alloy, zinc plated</p> <p><b>Terminal screws:</b> 3/8-27 brass</p> <p><b>Ground screw:</b> 3/8-27 brass</p> <p><b>Assembly/mounting screws:</b> N/A</p> <p><b>Gasket/dust shield:</b> N/A</p> <p><b>Cord clamp screws:</b> N/A</p> <p><b>Cord clamp:</b> N/A</p> <p><b>Plug shroud:</b> N/A</p> <p><b>Receptacle mounting strap:</b> 0.060" steel, zinc plated</p> <p><b>Flanged housing/base:</b> N/A</p>	<p><b>Outer shell:</b> N/A</p> <p><b>Interior body:</b> Glass-filled nylon</p> <p><b>Terminal retainer:</b> Glass-filled nylon</p> <p><b>Blades:</b> Brass alloy, zinc plated</p> <p><b>Line contacts:</b> N/A</p> <p><b>Ground shunt:</b> 0.027" phosphor bronze</p> <p><b>Terminal clamps:</b> Brass alloy, zinc plated</p> <p><b>Terminal screws:</b> 3/8-27 brass</p> <p><b>Ground screw:</b> 3/8-27 brass</p> <p><b>Assembly/mounting screws:</b> Brass</p> <p><b>Gasket/dust shield:</b> Neoprene rubber</p> <p><b>Cord clamp screws:</b> N/A</p> <p><b>Cord clamp:</b> N/A</p> <p><b>Plug shroud:</b> N/A</p> <p><b>Receptacle mounting strap:</b> N/A</p> <p><b>Flanged housing/base:</b> Steel, zinc plated</p>

Compliances, specifications and availability are subject to change without notice.

# Hospital use power lock devices specification & performance data

## Hospital use power lock locking devices

### Product description

2-pole, 3-wire grounding;  
20A, 50A, 60A

Device type	Hospital use nylon power lock plugs & connectors	Hospital use armored power lock plugs & connectors	Hospital use power lock single receptacles & receptacle in plate assemblies
<b>Wiring type</b>	Pressure wire	Pressure wire	Back & side wire
<b>Testing &amp; code compliance</b>	<ul style="list-style-type: none"> <li>cULus Listed to UL498, file no. E3663</li> </ul>	<ul style="list-style-type: none"> <li>cULus Listed to UL498, file no. E3663</li> </ul>	<ul style="list-style-type: none"> <li>Listed to UL498, file no. E2369</li> <li>CSA certified to C22.2, no. 42</li> </ul>
<b>Environmental specifications</b>	<p><b>Flammability:</b> Meets UL94 requirements, V0 rated</p> <p><b>Temperature rating:</b> -40°C to 105°C (-40°F to 221°F)</p>	<p><b>Flammability:</b> Meets UL94 requirements, V0 rated</p> <p><b>Temperature rating:</b> -40°C to 105°C (-40°F to 221°F)</p>	<p><b>Flammability:</b> Meets UL94 requirements, V0 rated</p> <p><b>Temperature rating:</b> -40°C to 105°C (-0°F to 221°F)</p>
<b>Electrical specifications</b>	<p><b>Dielectric voltage:</b> Twice the device rating + 1000V per UL498</p> <p><b>Current interrupting:</b> Yes, at full-rated current</p> <p><b>Temperature rise:</b> Max. 30°C (86°F) after 50 cycles of overload @ 150% of rated current (DC)</p>	<p><b>Dielectric voltage:</b> Twice the device rating + 1000V per UL498</p> <p><b>Current interrupting:</b> Yes, at full-rated current</p> <p><b>Temperature rise:</b> Max. 30°C (86°F) after 50 cycles of overload @ 150% of rated current (DC)</p>	<p><b>Dielectric voltage:</b> ≤300V: 2000V, 301-600V: 3000V per UL498</p> <p><b>Current interrupting:</b> Yes, at full-rated current</p> <p><b>Temperature rise:</b> Max. 30°C (86°F) after 100 cycles of overload @ 150% of rated current (DC)</p>
<b>Mechanical specifications</b>	<p><b>Terminal accommodation:</b> #12 - #4 AWG</p> <p><b>Voltage ratings:</b> Permanently marked on device</p>	<p><b>Terminal accommodation:</b> #12 - #4 AWG</p> <p><b>Voltage ratings:</b> Permanently marked on device</p>	<p><b>Terminal accommodation:</b> #12 - #4 AWG</p> <p><b>Voltage ratings:</b> Permanently marked on device</p>
<b>Materials</b>	<p><b>Interior body:</b> Phenolic</p> <p><b>Terminal retainer:</b> Phenolic</p> <p><b>Blades:</b> 0.070" thick brass</p> <p><b>Line contacts:</b> CZP2002-11 sintered brass</p> <p><b>Receptacle contact support:</b> N/A</p> <p><b>Receptacle terminals:</b> N/A</p> <p><b>Terminal clamps:</b> 0.080" thick brass</p> <p><b>Terminal screws:</b> #8-32 brass</p> <p><b>Ground screw:</b> #8-32 brass, green</p> <p><b>Assembly/mounting screws:</b> #6-20 steel, zinc plated</p> <p><b>Cord clamp screws:</b> #8-18 steel, CR plated</p> <p><b>Cord clamp:</b> Nylon</p> <p><b>Receptacle housing:</b> N/A</p> <p><b>Receptacle top plate:</b> N/A</p> <p><b>Receptacle grounding strap:</b> N/A</p> <p><b>Receptacle cover housing/base:</b> N/A</p>	<p><b>Interior body:</b> Phenolic</p> <p><b>Terminal retainer:</b> Phenolic</p> <p><b>Blades:</b> 0.070" thick brass</p> <p><b>Line contacts:</b> CZP2002-11 sintered brass</p> <p><b>Receptacle contact support:</b> N/A</p> <p><b>Receptacle terminals:</b> N/A</p> <p><b>Terminal clamps:</b> 0.080" thick brass</p> <p><b>Terminal screws:</b> #8-32 brass</p> <p><b>Ground screw:</b> #8-32 brass, green</p> <p><b>Assembly/mounting screws:</b> #6-20 steel, zinc plated</p> <p><b>Cord clamp screws:</b> #8-18 steel, CR plated</p> <p><b>Cord clamp:</b> Steel</p> <p><b>Receptacle housing:</b> N/A</p> <p><b>Receptacle top plate:</b> N/A</p> <p><b>Receptacle grounding strap:</b> N/A</p> <p><b>Receptacle cover housing/base:</b> N/A</p>	<p><b>Interior body:</b> Glass fiber reinforced phenolic</p> <p><b>Terminal retainer:</b> N/A</p> <p><b>Blades:</b> N/A</p> <p><b>Line contacts:</b> 0.030" thick bronze</p> <p><b>Receptacle contact support:</b> 0.020" thick bronze</p> <p><b>Receptacle terminals:</b> 0.030" thick brass</p> <p><b>Terminal clamps:</b> N/A</p> <p><b>Terminal screws:</b> N/A</p> <p><b>Ground screw:</b> N/A</p> <p><b>Assembly/mounting screws:</b> N/A</p> <p><b>Cord clamp screws:</b> N/A</p> <p><b>Cord clamp:</b> N/A</p> <p><b>Receptacle housing:</b> 0.065" thick steel</p> <p><b>Receptacle top plate:</b> 0.060" thick stainless steel</p> <p><b>Receptacle grounding strap:</b> 0.020" thick brass</p> <p><b>Receptacle cover housing/base:</b> 0.035" thick stainless steel</p>

Compliances, specifications and availability are subject to change without notice.

# Power lock devices specification & performance data

## Industrial grade power lock devices

### Product description

2-pole, 3-wire grounding; 3-pole, 3-wire non-grounding;  
3-pole, 3-wire grounding; 3-pole, 4-wire grounding;  
4-pole, 5-wire grounding;  
20A, 30/20A, 30A, 60A

Device type	Nylon & auto grip nylon power lock plugs & connectors	Armored power lock plugs & connectors	Power lock inlets, flanged inlets, outlets, & flanged outlets
<b>Wiring type</b>	Pressure wire	Pressure wire	Pressure wire (lug & lug screw)
<b>Testing &amp; code compliance</b>	<ul style="list-style-type: none"> <li>cULus Listed to UL498, file no. E3663</li> </ul>	<ul style="list-style-type: none"> <li>cULus Listed to UL498, file no. E3663, except 21434: UL Only</li> </ul>	<ul style="list-style-type: none"> <li>Listed to UL498, file no. E3663</li> <li>cUL Listed to UL498, file no. E3663</li> <li>CSA certified to C22.2, no. 42</li> </ul>
<b>Environmental specifications</b>	<p><b>Flammability:</b> Meets UL94 requirements, V0 rated</p> <p><b>Temperature rating:</b> -40°C to 105°C (-40°F to 221°F)</p>	<p><b>Flammability:</b> Meets UL94 requirements, V0 rated</p> <p><b>Temperature rating:</b> -40°C to 105°C (-40°F to 221°F)</p>	<p><b>Flammability:</b> Meets UL94 requirements, V0 rated</p> <p><b>Temperature rating:</b> -40°C to 105°C (-40°F to 221°F)</p>
<b>Electrical specifications</b>	<p><b>Dielectric voltage:</b> Twice the device rating + 1000V per UL498</p> <p><b>Current interrupting:</b> Yes, at full-rated current</p> <p><b>Temperature rise:</b> Max. 30°C (86°F) after 50 cycles of overload @ 150% of rated current (DC)</p>	<p><b>Dielectric voltage:</b> Twice the device rating + 1000V per UL498</p> <p><b>Current interrupting:</b> Yes, at full-rated current</p> <p><b>Temperature rise:</b> Max. 30°C (86°F) after 50 cycles of overload @ 150% of rated current (DC)</p>	<p><b>Dielectric voltage:</b> ≤300V: 2000V, 301-600V: 3000V per UL498</p> <p><b>Current interrupting:</b> Yes, at full-rated current</p> <p><b>Temperature rise:</b> Max. 30°C (86°F) after 50 cycles of overload @ 150% of rated current (DC)</p>
<b>Mechanical specifications</b>	<p><b>Terminal accommodation:</b> #12 - #4 AWG</p> <p><b>Voltage ratings:</b> Permanently marked on device</p>	<p><b>Terminal accommodation:</b> #12 - #4 AWG</p> <p><b>Voltage ratings:</b> Permanently marked on device</p>	<p><b>Terminal accommodation:</b> #12 - #4 AWG</p> <p><b>Voltage ratings:</b> Permanently marked on device</p>
<b>Materials</b>	<p><b>Inlet flip lid cover &amp; base:</b> N/A</p> <p><b>Flanged housing:</b> N/A</p> <p><b>Plug/connector outer shell:</b> Glass-filled nylon</p> <p><b>Interior body:</b> Phenolic</p> <p><b>Terminal retainer:</b> Phenolic</p> <p><b>Blades:</b> 0.070" thick brass</p> <p><b>Line contacts:</b> CZP2002-11 sintered brass</p> <p><b>Terminal lug:</b> Brass</p> <p><b>Terminal screws:</b> #8-32 brass</p> <p><b>Ground screw:</b> #8-32 brass, green plated</p> <p><b>Assembly/mounting screws:</b> #6-20 steel, zinc plated</p> <p><b>Cord clamp screws:</b> #8-18 steel, CR plated</p> <p><b>Cord clamp:</b> Nylon</p>	<p><b>Inlet flip lid cover &amp; base:</b> N/A</p> <p><b>Flanged housing:</b> N/A</p> <p><b>Plug/connector outer shell:</b> Epoxy coated steel</p> <p><b>Interior body:</b> Phenolic</p> <p><b>Terminal retainer:</b> Phenolic</p> <p><b>Blades:</b> 0.070" thick brass</p> <p><b>Line contacts:</b> CZP2002-11 sintered brass</p> <p><b>Terminal lug:</b> Brass</p> <p><b>Terminal screws:</b> #8-32 brass</p> <p><b>Ground screw:</b> #8-32 brass, green plated</p> <p><b>Assembly/mounting screws:</b> #6-20 steel, zinc plated</p> <p><b>Cord clamp screws:</b> #8-18 steel, CR plated</p> <p><b>Cord clamp:</b> Steel</p>	<p><b>Inlet flip lid cover &amp; base:</b> If applicable, 0.125" thick cast aluminum</p> <p><b>Flanged housing:</b> If applicable, 0.060" thick steel, zinc plated</p> <p><b>Plug/connector outer shell:</b> N/A</p> <p><b>Interior body:</b> Phenolic</p> <p><b>Terminal retainer:</b> Phenolic</p> <p><b>Blades:</b> 0.10" thick 260 brass, tin plated</p> <p><b>Line contacts:</b> 0.10" thick 260 brass, tin plated</p> <p><b>Terminal lug:</b> Brass</p> <p><b>Terminal screws:</b> 3/8-27 brass</p> <p><b>Ground screw:</b> N/A</p> <p><b>Assembly/mounting screws:</b> #8-32 steel, chrome over zinc plating</p> <p><b>Cord clamp screws:</b> N/A</p> <p><b>Cord clamp:</b> N/A</p>

Compliances, specifications and availability are subject to change without notice.

# Power lock devices specification & performance data

## Industrial grade power lock devices

### Product description

2-pole, 3-wire grounding; 3-pole, 3-wire non-grounding;  
3-pole, 3-wire grounding; 3-pole, 4-wire grounding;  
4-pole, 5-wire grounding;  
20A, 30/20A, 30A, 60A

Device type	Power lock receptacles: 3-pole, 3-wire & 3-pole, 4-wire 20A, 30A, & 30/20A	Power lock receptacles: 3-pole, 4-wire & 4-pole, 5-wire 30/20A & 60A
<b>Wiring type</b>	Back & side wire	Back & side wire
<b>Testing &amp; code compliance</b>	<ul style="list-style-type: none"> <li>Listed to UL498, file no. E2369, except 23000G</li> <li>CSA certified to C22.2, no. 42 except 23000G, AH21420, 20443N</li> </ul>	<ul style="list-style-type: none"> <li>Listed to UL498, file no. E2369</li> <li>CSA certified to C22.2, no. 42 except 26421, 26521</li> </ul>
<b>Environmental specifications</b>	<p><b>Flammability:</b> Meets UL94 requirements, V0 rated</p> <p><b>Temperature rating:</b> -40°C to 105°C (-0°F to 221°F)</p>	<p><b>Flammability:</b> Meets UL94 requirements, V0 rated</p> <p><b>Temperature rating:</b> -40°C to 105°C (-0°F to 221°F)</p>
<b>Electrical specifications</b>	<p><b>Dielectric voltage:</b> ≤300V: 2000V, 301-600V: 3000V per UL498</p> <p><b>Current interrupting:</b> Yes, at full-rated current</p> <p><b>Temperature rise:</b> Max. 30°C (86°F) after 100 cycles of overload @ 150% of rated current (DC)</p>	<p><b>Dielectric voltage:</b> ≤300V: 2000V, 301-600V: 3000V per UL498</p> <p><b>Current interrupting:</b> Yes, at full-rated current</p> <p><b>Temperature rise:</b> Max. 30°C (86°F) after 100 cycles of overload @ 150% of rated current (DC)</p>
<b>Mechanical specifications</b>	<p><b>Terminal accommodation:</b> #10 - #14 AWG</p> <p><b>Voltage ratings:</b> Permanently marked on device</p>	<p><b>Terminal accommodation:</b> #10 - #14 AWG</p> <p><b>Voltage ratings:</b> Permanently marked on device</p>
<b>Materials</b>	<p><b>Receptacle flip lid cover &amp; housing:</b> If applicable, 0.125" thick cast aluminum</p> <p><b>Interior body/face &amp; base:</b> Glass-filled nylon</p> <p><b>Single receptacle strap:</b> If applicable, 0.040" thick steel, zinc plated</p> <p><b>Grounding strap:</b> N/A</p> <p><b>Contacts:</b> 0.024" thick brass</p> <p><b>Contacts support:</b> 0.020" thick bronze, zinc plated</p> <p><b>Terminals:</b> 0.024" thick brass</p> <p><b>Terminal screws:</b> #8-32 brass screw</p> <p><b>Ground screw:</b> #8-32 brass screw</p>	<p><b>Receptacle flip lid cover &amp; housing:</b> If applicable, 0.125" thick cast aluminum, except 25403: cast iron cover and steel shell</p> <p><b>Interior body/face &amp; base:</b> Glass fiber reinforced phenolic</p> <p><b>Single receptacle strap:</b> N/A</p> <p><b>Grounding strap:</b> 0.030" thick brass</p> <p><b>Contacts:</b> 0.030" thick bronze</p> <p><b>Contacts support:</b> 0.020" thick bronze</p> <p><b>Terminals:</b> 0.030" thick brass</p> <p><b>Terminal screws:</b> 60A: 3/8-27 brass screw</p> <p><b>Ground screw:</b> 60A: 3/8-27 brass screw</p>

Compliances, specifications and availability are subject to change without notice.