

DCR56

5" - 6" LED Recessed Downlight

The DCR56 from NICOR is a 5" & 6" recessed LED downlight with plastic housing and trim that is ideal for both retrofit and new construction. Redesigned to boost energy efficiency, the enriched 90+ CRI provides superior color quality, along with an R9 greater than 50. Not only is the light quality better, but this design improvement meets industry standards, including Title 24, JA8, and CEC.

Aperture: Available in round smooth or round baffle

CCT: 2700K, 3000K, 4000K or 5000K

High Performing LEDs: Greater than 90 CRI; R9 greater than 50

Reported Lifetime: 36,000 Hours

Power Draw: 10.3W | 15.5W


Input Voltage: 120V

Dimmable: To less than 10% with most standard TRIAC dimmers

Operating temperature: 0° to 104°F (-18°C to 40°C)

Installation: Easy installation with a screw-in Edison base and torsion spring mounting system

Finish



WHITE

Accessory Trim Options



AGED COPPER



NICKEL



BLACK

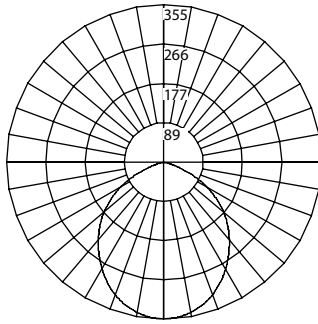


DCR56 | 5"- 6" LED Recessed Downlight

Photometric Data

DCR56 2700K 800Lm

Input Voltage (VAC)	120V
System Level Power (W)	10.3
Delivered Lumens (Lm)	817
System Efficacy (Lm/W)	79.3
Correlated Color Temp (K)	2683
Color Rendering Index (CRI)	92
Beam Angle	98°
Spacing Criteria	1.18



Intensity Summary (Candle Power)

Angle	Mean CP
0	355
5	353
15	336
25	302
35	256
45	205
55	146
65	77
75	17
85	4
90	0

CCT Data Multiplier

DCR561081203K	1.029
DCR561081204K	1.056
DCR561081205K	1.078

Cone of Light Tabulation

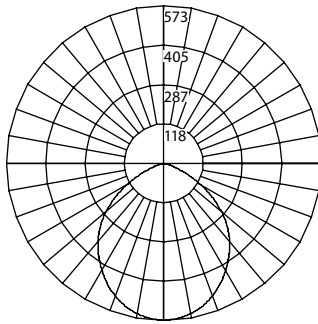
Mounted height (Feet)	Footcandles Beam Center	Diameter (Feet)
4	22.2	4.7
6	9.9	7.1
8	5.5	9.4
10	3.5	11.8
12	2.5	14.2
14	1.8	16.5
16	1.4	18.9

Zonal Lumen Summary

Zone	Lumens	% of Luminaire
0-30	267	32.7%
0-40	427	52.3%
0-60	716	87.6%
0-90	816	99.8%
90-180	1	0.2%
0-180	817	100.0%

DCR56 2700K 1200Lm

Input Voltage (VAC)	120V
System Level Power (W)	15.5
Delivered Lumens (Lm)	1271
System Efficacy (Lm/W)	81.8
Correlated Color Temp (K)	2638
Color Rendering Index (CRI)	91
Beam Angle	98°
Spacing Criteria	1.18



Intensity Summary (Candle Power)

Angle	Mean CP
0	573
5	569
15	541
25	487
35	415
45	329
55	219
65	96
75	24
85	7
90	1

CCT Data Multiplier

DCR561121203K	1.029
DCR561121204K	1.056
DCR561121205K	1.078

Cone of Light Tabulation

Mounted height (Feet)	Footcandles Beam Center	Diameter (Feet)
4	35.8	4.7
6	15.9	7.1
8	9.0	9.4
10	5.7	11.8
12	4.0	14.2
14	2.9	16.5
16	2.2	18.9

Zonal Lumen Summary

Zone	Lumens	% of Luminaire
0-30	430	33.9%
0-40	690	54.3%
0-60	1138	89.5%
0-90	1271	100.0%
90-180	0	0.0%
0-180	1271	100.0%

Fixture tested per LM-79-08. Photometric data is of the performance of a representative fixture. Results may vary in the field.

Performance Data

Model Number	Lumens	Watts	Lumens/Watt
DCR561081202K	817	10.3	79.3
DCR561081203K	841	10.3	81.7
DCR561081204K	863	10.3	83.8
DCR561081205K	881	10.3	85.5
DCR561121202K	1271	15.5	81.8
DCR561121203K	1308	15.5	84.2
DCR561121204K	1343	15.5	86.4
DCR561121205K	1371	15.5	88.3

Recommended Dimmers*

Lutron DIVA DVCLV-300P
 Lutron DIVA DVCLV-303P
 Lutron DIVA DVCL-153P
 Lutron SKYLARK SELV-300P
 Lutron SKYLARK SCL-153P

*Not a complete list. Check compatibility before installation.

Housing Compatibility*

17014-LED-ID 6" LED IC AIRTIGHT NEW CONSTRUCTION HOUSING
 17014AR-LED-ID 6" LED IC AIRTIGHT REMODEL HOUSING
 MOST STANDARD 5" OR 6" RECESSED HOUSINGS

DCR56 | 5"- 6" LED Recessed Downlight

Ordering Information

Series	Version	Voltage	CCT's	Finish
DCR56	108 (800Lm)	120 (120V)	2K (2700 K)	WH (White)
	112 (1200Lm)		3K (3000 K)	WHBF (White Baffle)
			4K (4000 K)	
			5K (5000 K)	

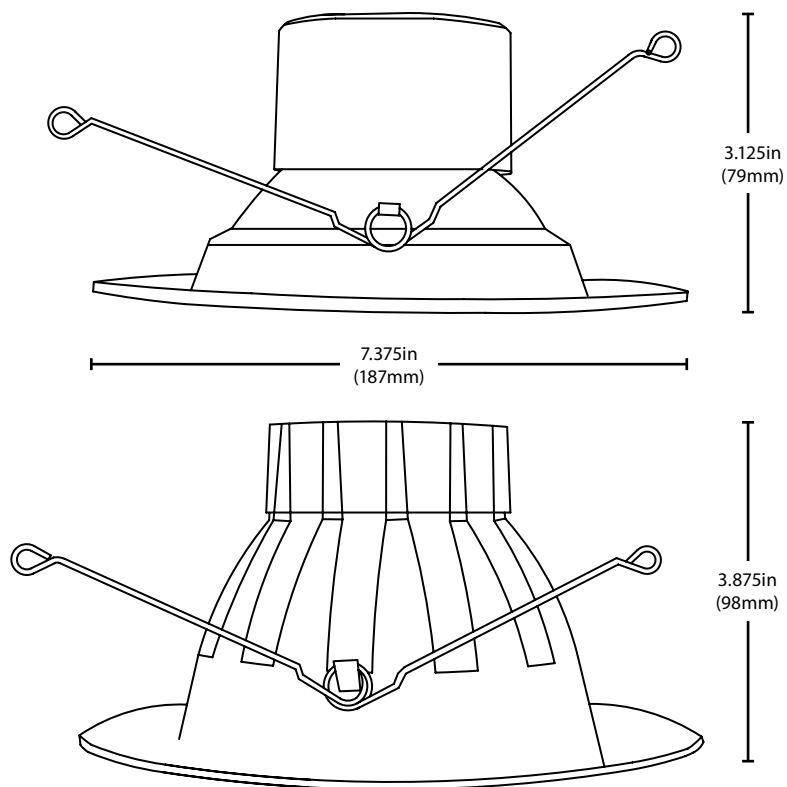
Accessories


Accessories sold separately

Aged Copper Trim	DCR-CLR-56-TR-AC
Black Trim	DCR-CLR-56-TR-BK
Nickel Trim	DCR-CLR-56-TR-NK
GU24 Socket String	GU24-IDEAL-SKT-STR

Dimensions

Finish Options





DCR56

5" - 6" LED Recessed Downlight

The DCR56 from NICOR is a 5" & 6" recessed LED downlight with plastic housing and trim that is ideal for both retrofit and new construction. Redesigned to boost energy efficiency, the enriched 90+ CRI provides superior color quality, along with an R9 greater than 50. Not only is the light quality better, but this design improvement meets industry standards, including Title 24, JA8, and CEC.

Aperture: Available in round smooth or round baffle

CCT: 2700K, 3000K, 4000K or 5000K

High Performing LEDs: Greater than 90 CRI; R9 greater than 50

Reported Lifetime: 36,000 Hours

Power Draw: 10.3W | 15.5W


Input Voltage: 120V

Dimmable: To less than 10% with most standard TRIAC dimmers

Operating temperature: 0° to 104°F (-18°C to 40°C)

Installation: Easy installation with a screw-in Edison base and torsion spring mounting system

Finish



WHITE


Accessory Trim Options



AGED COPPER



NICKEL



BLACK

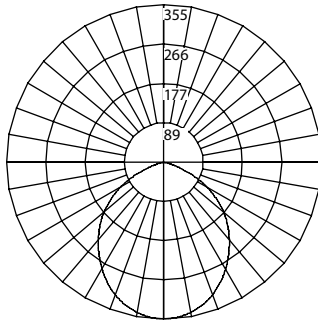


DCR56 | 5"- 6" LED Recessed Downlight

Photometric Data

DCR56 2700K 800Lm

Input Voltage (VAC)	120V
System Level Power (W)	10.3
Delivered Lumens (Lm)	817
System Efficacy (Lm/W)	79.3
Correlated Color Temp (K)	2683
Color Rendering Index (CRI)	92
Beam Angle	98°
Spacing Criteria	1.18



Intensity Summary (Candle Power)

Angle	Mean CP
0	355
5	353
15	336
25	302
35	256
45	205
55	146
65	77
75	17
85	4
90	0

CCT Data Multiplier

DCR561081203K	1.029
DCR561081204K	1.056
DCR561081205K	1.078

Cone of Light Tabulation

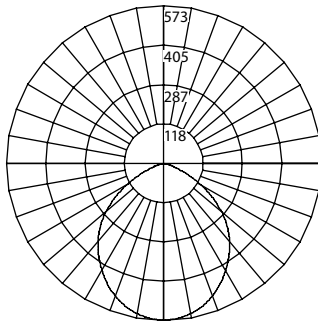
Mounted height (Feet)	Footcandles Beam Center	Diameter (Feet)
4	22.2	4.7
6	9.9	7.1
8	5.5	9.4
10	3.5	11.8
12	2.5	14.2
14	1.8	16.5
16	1.4	18.9

Zonal Lumen Summary

Zone	Lumens	% of Luminaire
0-30	267	32.7%
0-40	427	52.3%
0-60	716	87.6%
0-90	816	99.8%
90-180	1	0.2%
0-180	817	100.0%

DCR56 2700K 1200Lm

Input Voltage (VAC)	120V
System Level Power (W)	15.5
Delivered Lumens (Lm)	1271
System Efficacy (Lm/W)	81.8
Correlated Color Temp (K)	2638
Color Rendering Index (CRI)	91
Beam Angle	98°
Spacing Criteria	1.18



Intensity Summary (Candle Power)

Angle	Mean CP
0	573
5	569
15	541
25	487
35	415
45	329
55	219
65	96
75	24
85	7
90	1

CCT Data Multiplier

DCR561121203K	1.029
DCR561121204K	1.056
DCR561121205K	1.078

Cone of Light Tabulation

Mounted height (Feet)	Footcandles Beam Center	Diameter (Feet)
4	35.8	4.7
6	15.9	7.1
8	9.0	9.4
10	5.7	11.8
12	4.0	14.2
14	2.9	16.5
16	2.2	18.9

Zonal Lumen Summary

Zone	Lumens	% of Luminaire
0-30	430	33.9%
0-40	690	54.3%
0-60	1138	89.5%
0-90	1271	100.0%
90-180	0	0.0%
0-180	1271	100.0%

Fixture tested per LM-79-08. Photometric data is of the performance of a representative fixture. Results may vary in the field.

Performance Data

Model Number	Lumens	Watts	Lumens/Watt
DCR561081202K	817	10.3	79.3
DCR561081203K	841	10.3	81.7
DCR561081204K	863	10.3	83.8
DCR561081205K	881	10.3	85.5
DCR561121202K	1271	15.5	81.8
DCR561121203K	1308	15.5	84.2
DCR561121204K	1343	15.5	86.4
DCR561121205K	1371	15.5	88.3

Recommended Dimmers*

Lutron DIVA DVCLV-300P
 Lutron DIVA DVCLV-303P
 Lutron DIVA DVCL-153P
 Lutron SKYLARK SELV-300P
 Lutron SKYLARK SCL-153P

*Not a complete list. Check compatibility before installation.

Housing Compatibility*

17014-LED-ID 6" LED IC AIRTIGHT NEW CONSTRUCTION HOUSING
 17014AR-LED-ID 6" LED IC AIRTIGHT REMODEL HOUSING
 MOST STANDARD 5" OR 6" RECESSED HOUSINGS

DCR56 | 5"- 6" LED Recessed Downlight

Ordering Information

Series	Version	Voltage	CCT's	Finish
DCR56	108 (800Lm)	120 (120V)	2K (2700 K)	WH (White)
	112 (1200Lm)		3K (3000 K)	WHBF (White Baffle)
			4K (4000 K)	
			5K (5000 K)	

Accessories

Accessories sold separately

Aged Copper Trim	DCR-CLR-56-TR-AC
Black Trim	DCR-CLR-56-TR-BK
Nickel Trim	DCR-CLR-56-TR-NK
GU24 Socket String	GU24-IDEAL-SKT-STR

Dimensions

Finish Options

