


## Conduit bodies and fittings


For use with Schedule 40 and 80 conduit




### Meter offset

	Cat. No.	Size (in.)	Std. Ctn.	Offset (in.)	A (in.)
	▶ E995G	1 1/4	15	.758	4.230
	▶ E995J	2	8	.684	4.270


### Offset

	Cat. No.	Size (in.)	Std. Ctn.	Offset (in.)	Std. Wt. (lbs.)
	▶ E994D	1/2	.250	25	3
	▶ E994E	3/4	.250	25	3
	▶ E994F	1	.500	50	12

### End bells


	Cat. No.	Size (in.)	Std. Ctn.	Std. Wt. (lbs.)
	E997F	1	50	2.6
	E997G	1 1/4	35	2.5
	E997H	1 1/2	30	2.5
	E997J	2	40	5.0
	E997K	2 1/2	30	2
	E997L	3	50	10
	E997M	3 1/2	40	11
	E997N	4	30	16
	▶ E997P	5	15	8
	▶ E997R	6	10	7
	▶ E997T	8	3	15

### End bells - Schedule 40 fabricated

	Cat. No.	Size (in.)	Std. Ctn.	Std. Wt. (lbs.)
	▶ E949J5	2 x 5	50	10
	▶ E949J6	2 x 6	25	12
	▶ E949JN	2 x 4	25	7
	▶ E949JX	2 x 8	12	7
	▶ E949LR	3 x 6	20	21
	▶ E949N5	4 x 5	20	2
	▶ E949NR	4 x 6	15	21
	▶ E949R5	6 x 5	12	27
	▶ E949RX	6 x 8	6	17


Where a waterproof termination is required into any enclosure (metallic or non-metallic), install the neoprene washer over the threads of a terminal adapter before inserting into the enclosure. Use a standard locknut or threaded bushing to secure the assembly.

### Flat sealing washers

	Cat. No.	Size (in.)	Std. Ctn.
	▶ E943DW	1/2	125
	▶ E943EW	3/4	125
	▶ E943FW	1	100
	▶ E943GW	1 1/4	50
	▶ E943HW	1 1/2	50
	E943JW	2	25

### PVC Locknuts



	Cat. No.	Size (in.)	Std. Ctn.
	▶ LT9LD	1/2	1200
	▶ LT9LE	3/4	700
	▶ LT9LF	1	600



### Access pull elbows

Cat. No.	Size (in.)	Std. Ctn.	A (in.) Typical	B (in.) Typical	C (in.) Typical	D (in.) Typical
E990D <sup>†</sup>	1/2	75	.852	.836	2.187	.718
E990E <sup>†</sup>	3/4	50	1.064	1.046	2.531	.718


<sup>†</sup> Gasket included.

## Conduit bodies and fittings

For use with Schedule 40 and 80 conduit




### Meter offset




Cat. No.	Size (in.)	Std. Ctn.	Offset (in.)	A (in.)
▶ E995G	1 1/4	15	.758	4.230
▶ E995J	2	8	.684	4.270

### Offset




Cat. No.	Size (in.)	Std. Ctn.	Offset (in.)	Std. Wt. (lbs.)
▶ E994D	1/2	.250	25	3
▶ E994E	3/4	.250	25	3
▶ E994F	1	.500	50	12

### End bells



Cat. No.	Size (in.)	Std. Ctn.	Std. Wt. (lbs.)
E997F	1	50	2.6
E997G	1 1/4	35	2.5
E997H	1 1/2	30	2.5
E997J	2	40	5.0
E997K	2 1/2	30	2
E997L	3	50	10
E997M	3 1/2	40	11
E997N	4	30	16
▶ E997P	5	15	8
▶ E997R	6	10	7
▶ E997T	8	3	15


### End bells - Schedule 40 fabricated



Cat. No.	Size (in.)	Std. Ctn.	Std. Wt. (lbs.)
▶ E949J5	2 x 5	50	10
▶ E949J6	2 x 6	25	12
▶ E949JN	2 x 4	25	7
▶ E949JX	2 x 8	12	7
▶ E949LR	3 x 6	20	21
▶ E949N5	4 x 5	20	2
▶ E949NR	4 x 6	15	21
▶ E949R5	6 x 5	12	27
▶ E949RX	6 x 8	6	17


Where a waterproof termination is required into any enclosure (metallic or non-metallic), install the neoprene washer over the threads of a terminal adapter before inserting into the enclosure. Use a standard locknut or threaded bushing to secure the assembly.

### Flat sealing washers



Cat. No.	Size (in.)	Std. Ctn.
▶ E943DW	1/2	125
▶ E943EW	3/4	125
▶ E943FW	1	100
▶ E943GW	1 1/4	50
▶ E943HW	1 1/2	50
E943JW	2	25

### PVC Locknuts

Cat. No.	Size (in.)	Std. Ctn.
▶ LT9LD	1/2	1200
▶ LT9LE	3/4	700
▶ LT9LF	1	600



### Access pull elbows

Cat. No.	Size (in.)	Std. Ctn.	A (in.) Typical	B (in.) Typical	C (in.) Typical	D (in.) Typical
E990D†	1/2	75	.852	.836	2.187	.718
E990E†	3/4	50	1.064	1.046	2.531	.718

† Gasket included.