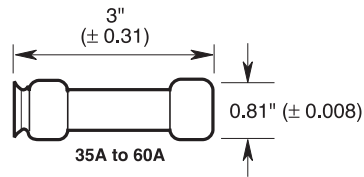
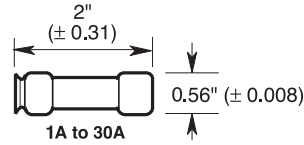


ECNR

Class RK5 250Vac, 1 to 60A Dual-Element, Time-Delay Fuses



Dimensions (inches)



Catalog Symbol: ECNR

Dual-Element, Time-Delay – 10 seconds (minimum) at 500% rated current (8 seconds for fuses 30A or less)

Current-Limiting

Volts: 250Vac (or less)
125Vdc (or less)

Amps: 1 to 60A

IR: 200kA RMS Sym.

Agency Information: CE, UL Listed, Std. 248-12, Class RK-5, Guide JDDZ, File E162363, CSA Certified, C22.2 No. 248.12, Class 1422-02, File 700489

Features

- Provides motor overload, ground fault and short-circuit protection.
- Helps protect motors against burnout from overloads.
- Helps protect motors against burnout from single-phasing on three-phase systems.
- Simplifies and improves blackout prevention (selective coordination).
- Dual-element fuses can be applied in circuits subject to temporary motor overloads and surge currents to provide both high performance short-circuit and overload protection.
- The overload element provides protection against low level overcurrent of overloads and will hold an overload which is five times greater than the amp rating of the fuse for a minimum of ten seconds.

Catalog Numbers (amps)

ECNR1	ECNR7	ECNR17.5	ECNR45
ECNR2	ECNR8	ECNR20	ECNR50
ECNR3	ECNR9	ECNR25	ECNR60
ECNR4	ECNR10	ECNR30	
ECNR5	ECNR12	ECNR35	
ECNR6	ECNR15	ECNR40	

Carton Quantity and Weight

Amps	Carton Quantity	Weight per Carton	
		lbs	kg
1-15	10	0.40	0.18
17.5-30	10	0.50	0.23
35-60	10	1.00	0.45

Class RK5 Fuse Blocks (250V) Catalog Data

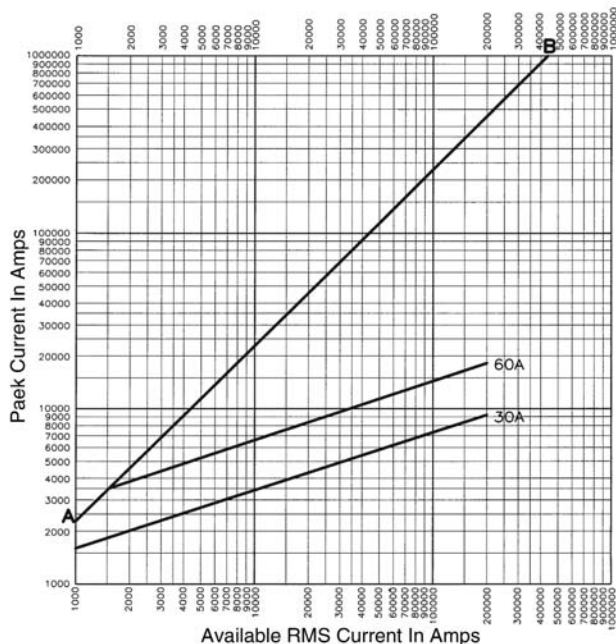
(Clip Retaining Spring Standard, Suffix "R")

Amps	Poles	Basic Catalog Number	Terminal Type (Suffix No.)				
			Screw		Box Lug		1/4" Quick Connect
			—	w/ Pres. Plate	—	w/ Clip CU only	
1	1	R25030-1	SR	PR	CR	COR	QR
to	2	R25030-2	SR	PR	CR	COR	—
30	3	R25030-3	SR	PR	CR	COR	—
31	1	R25060-1	—	—	CR	—	—
to	2	R25060-2	—	—	CR	—	—
60	3	R25060-3	—	—	CR	—	—

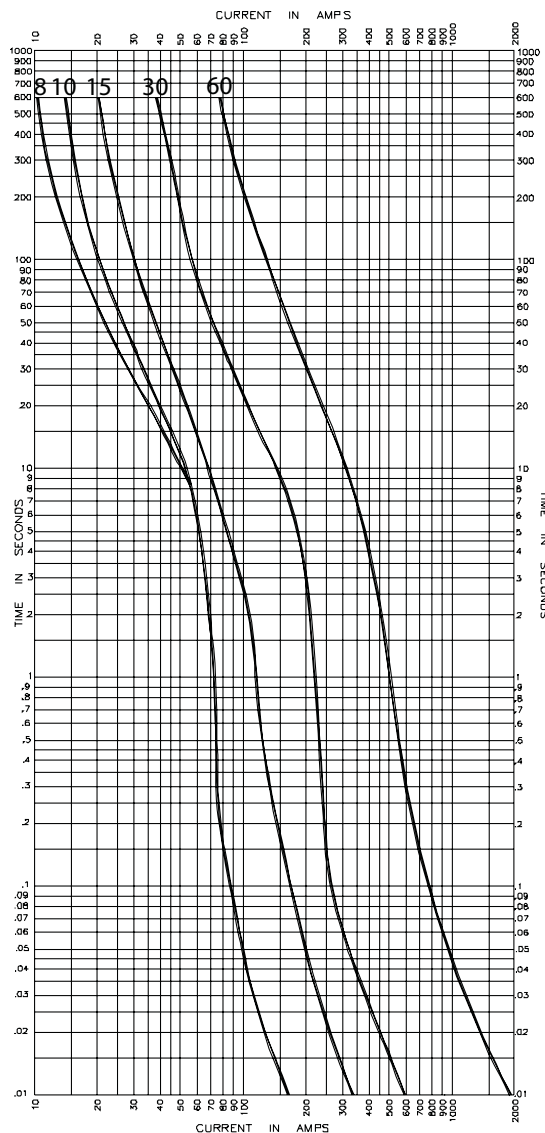
ECNR

Class RK5 250Vac, 1 to 60A Dual-Element, Time-Delay Fuses

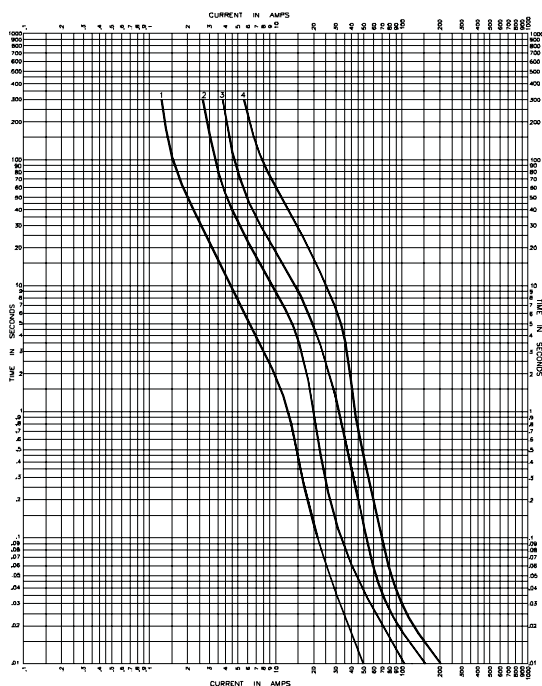
Current Limitation Curves



Time-Current Characteristic Curves—Average Melt



Time-Current Characteristic Curves—Average Melt



Fuse Reducers For Class R Fuses

Equipment Fuse Clips	Desired Fuse (Case) Size	Catalog Number (Pairs) 250V
60A	30A	No. 263-R
100A	30A	No. 213-R
	60A	No. 216-R
200A	60A	No. 226-R

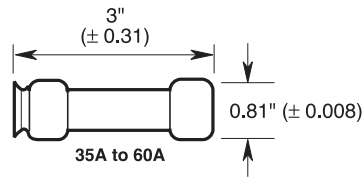
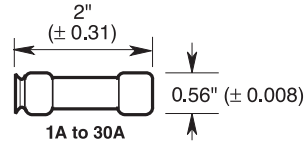
The only controlled copy of this document is the electronic read-only version maintained by Cooper Bussmann. All other copies of this document are by definition uncontrolled. This bulletin is intended to clearly present comprehensive product data and provide technical information that will help the end user with design applications. Cooper Bussmann reserves the right, without notice, to change design or construction of any products and to discontinue or limit distribution of any products. Cooper Bussmann also reserves the right to change or update, without notice, any technical information contained in this bulletin. Once a product has been selected, it should be tested by the user in all possible applications.

ECNR

Class RK5 250Vac, 1 to 60A Dual-Element, Time-Delay Fuses



Dimensions (inches)



Catalog Symbol: ECNR

Dual-Element, Time-Delay – 10 seconds (minimum) at 500% rated current (8 seconds for fuses 30A or less)

Current-Limiting

Volts: 250Vac (or less)
125Vdc (or less)

Amps: 1 to 60A

IR: 200kA RMS Sym.

Agency Information: CE, UL Listed, Std. 248-12, Class RK-5, Guide JDDZ, File E162363, CSA Certified, C22.2 No. 248.12, Class 1422-02, File 700489

Features

- Provides motor overload, ground fault and short-circuit protection.
- Helps protect motors against burnout from overloads.
- Helps protect motors against burnout from single-phasing on three-phase systems.
- Simplifies and improves blackout prevention (selective coordination).
- Dual-element fuses can be applied in circuits subject to temporary motor overloads and surge currents to provide both high performance short-circuit and overload protection.
- The overload element provides protection against low level overcurrent of overloads and will hold an overload which is five times greater than the amp rating of the fuse for a minimum of ten seconds.

Catalog Numbers (amps)

ECNR1	ECNR7	ECNR17.5	ECNR45
ECNR2	ECNR8	ECNR20	ECNR50
ECNR3	ECNR9	ECNR25	ECNR60
ECNR4	ECNR10	ECNR30	
ECNR5	ECNR12	ECNR35	
ECNR6	ECNR15	ECNR40	

Carton Quantity and Weight

Amps	Carton Quantity	Weight per Carton	
		lbs	kg
1–15	10	0.40	0.18
17.5–30	10	0.50	0.23
35–60	10	1.00	0.45

Class RK5 Fuse Blocks (250V) Catalog Data

(Clip Retaining Spring Standard, Suffix "R")

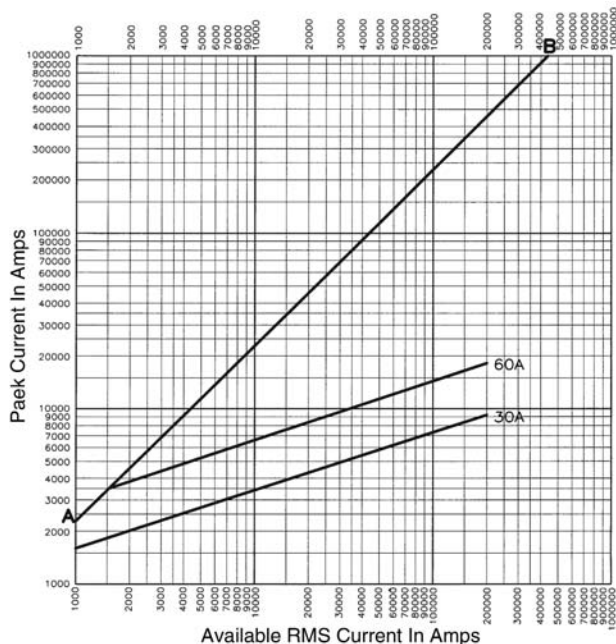
Amps	Poles	Basic Catalog Number	Terminal Type (Suffix No.)				
			Screw		Box Lug		1/4" Quick Connect
			—	w/ Pres. Plate	—	w/ Clip CU only	
1	1	R25030-1	SR	PR	CR	COR	QR
to	2	R25030-2	SR	PR	CR	COR	—
30	3	R25030-3	SR	PR	CR	COR	—
31	1	R25060-1	—	—	CR	—	—
to	2	R25060-2	—	—	CR	—	—
60	3	R25060-3	—	—	CR	—	—

ECNR

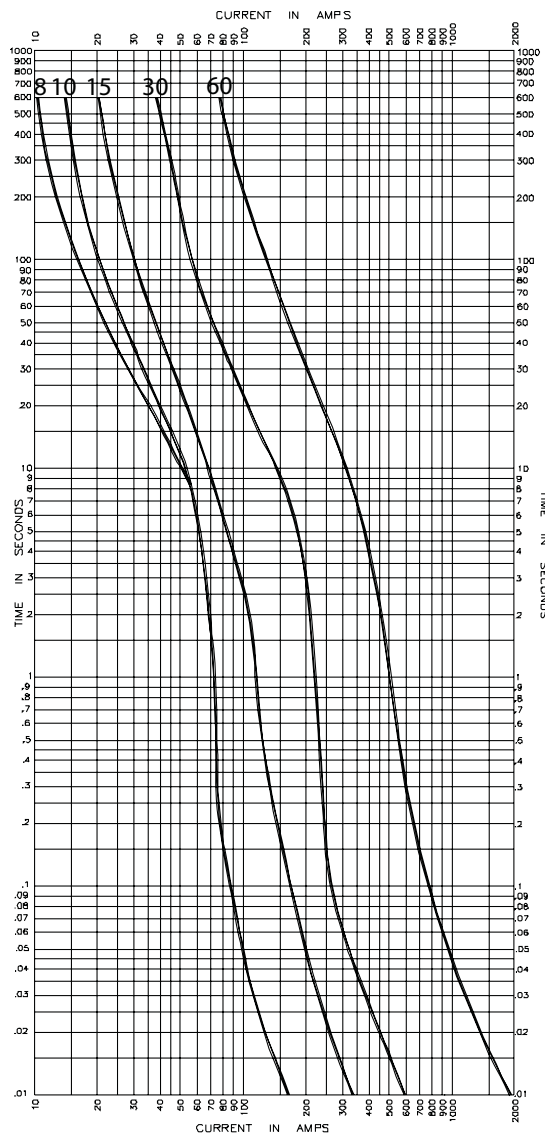
Class RK5 250Vac, 1 to 60A

Dual-Element, Time-Delay Fuses

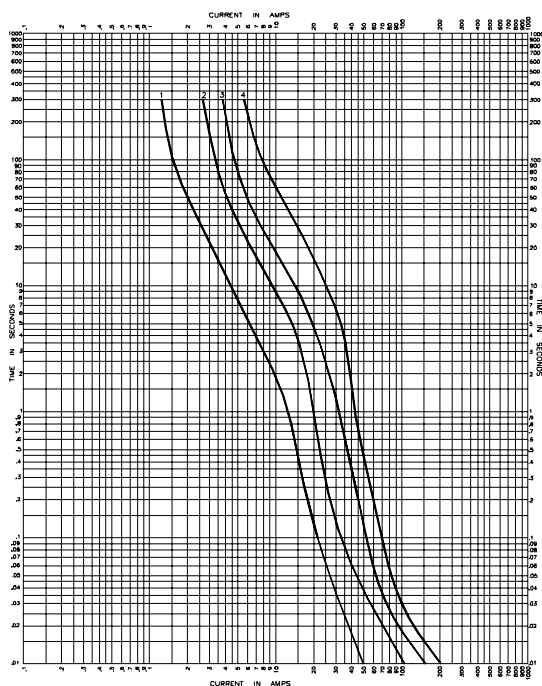
Current Limitation Curves



Time-Current Characteristic Curves—Average Melt



Time-Current Characteristic Curves—Average Melt



Fuse Reducers For Class R Fuses

Equipment Fuse Clips	Desired Fuse (Case) Size	Catalog Number (Pairs) 250V
60A	30A	No. 263-R
100A	30A	No. 213-R
	60A	No. 216-R
200A	60A	No. 226-R

The only controlled copy of this document is the electronic read-only version maintained by Cooper Bussmann. All other copies of this document are by definition uncontrolled. This bulletin is intended to clearly present comprehensive product data and provide technical information that will help the end user with design applications. Cooper Bussmann reserves the right, without notice, to change design or construction of any products and to discontinue or limit distribution of any products. Cooper Bussmann also reserves the right to change or update, without notice, any technical information contained in this bulletin. Once a product has been selected, it should be tested by the user in all possible applications.