

FEATURES & SPECIFICATIONS

INTENDED USE — Suitable for applications requiring attractive edge-lit exit signage, universal installation and low energy consumption.

CONSTRUCTION — Extruded brushed aluminum finish.

Clear acrylic panels- letters measure 6" high with 3/4" stroke, with 100 ft viewing distance rating, based upon UL 924 standard.

For single-face clear panels, EXIT is seen as a reversed image from the back.

OPTICS — LEDs mounted on printed circuit board. The typical life of the exit LED lamp is >5 years, based on 24/7 operation.

The LED operating frequency is 120Hz.

ELECTRICAL — Dual voltage input capacity (120/277V).

Battery: (EL Option) — Sealed, maintenance free nickel-cadmium battery delivers 90 minutes capacity to emergency lamps. Test switch provides manual activation of 30-second diagnostic testing for on-demand visual inspection.

Self-diagnostic testing (EL Option Only) for 30 seconds every 30 days and 90 minutes annually. Diagnostic evaluation of LED light source, AC to DC transfer, charging and battery condition.

INSTALLATION — EDG — Universal mounting canopy for top or end mount. Back mount standard for single face only. Canopy provided.

EDGR — Recessed mounting. Bar hanger and brackets provided for both new or restricted ceiling access installation applications. Available for use in drop ceiling applications. Back wall mount (WM) option.

Universal directional indicators. Field selected and attached.

LISTINGS — UL damp location listed 32°-122°F (0°-50°C) standard. Meets UL924, NFPA 101 (current Life Safety Code), NEC and OSHA illumination standards. Meets all applicable FCC Title 47, Part 15, Subpart B requirements.

BUY AMERICAN ACT — BAA — Buy America(n) Act: Product with the BAA option qualifies as a domestic end product under the Buy American Act as implemented in the FAR and DFARS. Product with the BAA option also qualifies as manufactured in the United States under DOT Buy America regulations. Please refer to www.acuitybrands.com/buy-american for additional information.

WARRANTY — 5-year limited warranty (Battery is prorated). This is the only warranty provided and no other statements in this specification sheet create any warranty of any kind. All other express and implied warranties are disclaimed. Complete warranty terms located at: www.acuitybrands.com/support/warranty/terms-and-conditions


NOTE: Actual performance may differ as a result of end-user environment and application. All values are design or typical values, measured under laboratory conditions at 25 °C. Specifications subject to change without notice.

† Exit Signs Certified in the CA Title 20 Appliance Efficiency Database.



Items marked by a shaded background qualify for the Design Select program and ship in 15 days or less. To learn more about Design Select, visit www.acuitybrands.com/designselect.

*See ordering tree for details

 Design Select options indicated by this color background.

Catalog Number
Notes
Type



EDG (surface mount)



EDGR (recessed mount)



LED Edge-Lit Exits

EDG EDGR



Specifications

EDG (End Mount)	EDG (Top Mount)
Length: 13 (33.0)	Length: 13-5/8 (34.6)
Depth: 5-1/2 (14.0)	Depth: 4-5/16 (11.0)
Height: 11-1/8 (28.3)	Height: 11-3/4 (29.8)
Shipping Weight: 4 lbs (1.8 kgs)	Shipping Weight: 4 lbs (1.8 kgs)
EDG (Back Mount)	EDGR
Length: 13 (33.0)	Length: 13 (33.0)
Depth: 3 (7.6)	Depth: 1-3/4 (4.4)
Height: 11-1/8 (28.3)	Height: 8 (20.3)
Shipping Weight: 4 lbs (1.8 kgs)	Shipping Weight: 6.8 lbs (3.1 kgs)
	Shipping Weight (WM option): 8.1 lbs (3.7 kgs)

All dimensions are inches (centimeters) unless otherwise noted.

ORDERING INFORMATION

For shortest lead times, configure products using **bolded options**.

Example: EDG 1 R EL M6

Family	Housing color	Number of faces	Letter color	Operations	Options
EDG Surface mount LED edge-lit exit	(blank) Brushed aluminum, black canopy	1 Single face	R Red on clear (single face only) ¹	(blank) AC only	(blank) None
EDGR Recessed LED edge-lit exit	W White, white canopy	2 Double face	G Green on clear (single face only) ¹	EL Nickel-cadmium battery	WM Recessed wall mount ²
			RMR Red on mirror ²	X2 Lamp wired on two separate AC circuits (specify 120V or 277V) ^{4,5}	BAA Buy America(n) Act Compliant
			GMR Green on mirror ²	SD Self-diagnostics ⁶	
			RW Red on white ³		
			GW Green on white ³		

Accessories: Order as separate item.

ELA US12	12" stem kit with brushed aluminum canopy ⁸
ELA W US12	12" stem kit with white canopy ⁸
ELA WG1	Wireguard (13 3/4"H x 15 1/4"W x 6" D, back mount only)

Notes

- For single-face clear panels, EXIT is seen as a reversed image from the back.
- Available with single and double face.
- White panel standard for double and single face.
- Both circuits can be energized at the same time.
- Not available with EL and SD options.
- Available with EL option only.
- Available on EDGR single face only
- See spec sheet [ELA-StemKits](#). Only available for EDG.

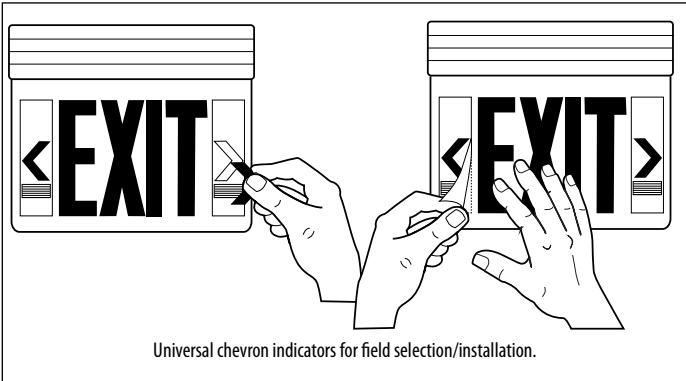
SPECIFICATIONS

ELECTRICAL						
Primary Circuit						
Type	Typical LED life¹	Supply voltage	EDG		EDGR	
			Input Watts	Max amps.	Input Watts	Max amps.
Red LED AC only	>5 years	120	2.5	0.020	3.8	0.030
		277	2.8	0.010	4.5	0.014
Green LED AC only	>5 years	120	2.2	0.020	3.8	0.030
		277	2.2	0.010	4.5	0.020
Red LED emergency	>5 years	120	3.0	0.030	3.8	0.031
		277	3.1	0.010	4.5	0.015
Green LED emergency	>5 years	120	2.6	0.020	3.8	0.031
		277	2.8	0.010	4.5	0.020

BATTERY (EL option)			
Sealed Nickel-Cadmium			
Shelf life²	Typical life²	Maintenance³	Temperature range⁴
3 years	6-8 years	none	32-122°F (0-50°C)

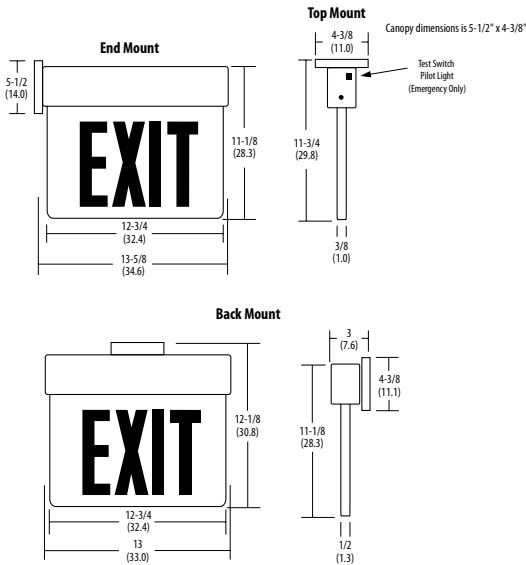
- Notes
- Based on 24/7 operation. The typical life of the exit LED lamp is >5 years.
 - At 77°F (25°C).
 - All life safety equipment, including emergency lighting for path of egress must be maintained, serviced, and tested in accordance with all National Fire Protection Association (NFPA) and local codes. Failure to perform the required maintenance, service, or testing could jeopardize the safety of occupants and will void all warranties.
 - Temperature range where unit will provide capacity for 90 minutes. Higher and lower temperatures affect life and capacity.

KEY FEATURES



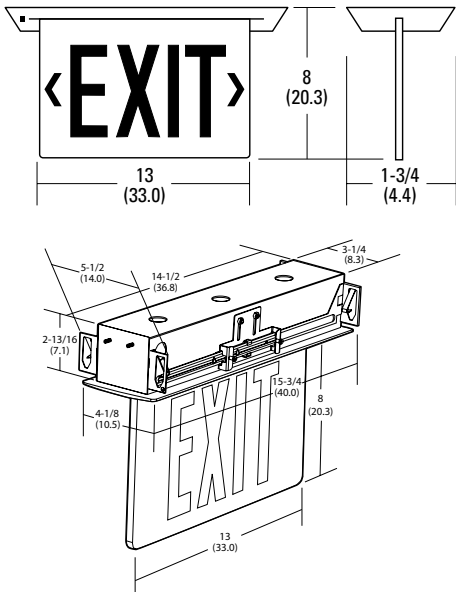
MOUNTING

EDG

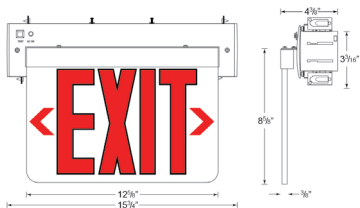


EDGR

Note: For drop ceiling applications refer to the standard installation section of the instruction sheet. Not applicable for "bracket mount" installation.



EDGR WM option



FEATURES & SPECIFICATIONS

INTENDED USE — Suitable for applications requiring attractive edge-lit exit signage, universal installation and low energy consumption.

CONSTRUCTION — Extruded brushed aluminum finish.

Clear acrylic panels- letters measure 6" high with 3/4" stroke, with 100 ft viewing distance rating, based upon UL 924 standard.

For single-face clear panels, EXIT is seen as a reversed image from the back.

OPTICS — LEDs mounted on printed circuit board. The typical life of the exit LED lamp is >5 years, based on 24/7 operation.

The LED operating frequency is 120Hz.

ELECTRICAL — Dual voltage input capacity (120/277V).

Battery: (EL Option) — Sealed, maintenance free nickel-cadmium battery delivers 90 minutes capacity to emergency lamps. Test switch provides manual activation of 30-second diagnostic testing for on-demand visual inspection.

Self-diagnostic testing (EL Option Only) for 30 seconds every 30 days and 90 minutes annually. Diagnostic evaluation of LED light source, AC to DC transfer, charging and battery condition.

INSTALLATION — EDG — Universal mounting canopy for top or end mount. Back mount standard for single face only. Canopy provided.

EDGR — Recessed mounting. Bar hanger and brackets provided for both new or restricted ceiling access installation applications. Available for use in drop ceiling applications. Back wall mount (WM) option.

Universal directional indicators. Field selected and attached.

LISTINGS — UL damp location listed 32°-122°F (0°-50°C) standard. Meets UL924, NFPA 101 (current Life Safety Code), NEC and OSHA illumination standards. Meets all applicable FCC Title 47, Part 15, Subpart B requirements.

BUY AMERICAN ACT — BAA — Buy America(n) Act: Product with the BAA option qualifies as a domestic end product under the Buy American Act as implemented in the FAR and DFARS. Product with the BAA option also qualifies as manufactured in the United States under DOT Buy America regulations. Please refer to www.acuitybrands.com/buy-american for additional information.

WARRANTY — 5-year limited warranty (Battery is prorated). This is the only warranty provided and no other statements in this specification sheet create any warranty of any kind. All other express and implied warranties are disclaimed. Complete warranty terms located at: www.acuitybrands.com/support/warranty/terms-and-conditions


NOTE: Actual performance may differ as a result of end-user environment and application. All values are design or typical values, measured under laboratory conditions at 25 °C. Specifications subject to change without notice.

† Exit Signs Certified in the CA Title 20 Appliance Efficiency Database.



Items marked by a shaded background qualify for the Design Select program and ship in 15 days or less. To learn more about Design Select, visit www.acuitybrands.com/designselect.

*See ordering tree for details

 Design Select options indicated by this color background.

ORDERING INFORMATION

For shortest lead times, configure products using **bolded options**.

Example: EDG 1 R EL M6

Family	Housing color	Number of faces	Letter color	Operations	Options
EDG Surface mount LED edge-lit exit EDGR Recessed LED edge-lit exit	(blank) Brushed aluminum, black canopy W White, white canopy	1 Single face 2 Double face	R Red on clear (single face only) ¹ G Green on clear (single face only) ¹ RMR Red on mirror ² GMR Green on mirror ² RW Red on white ³ GW Green on white ³	(blank) AC only EL Nickel-cadmium battery X2 Lamp wired on two separate AC circuits (specify 120V or 277V) ^{4,5} SD Self-diagnostics ⁶	(blank) None WM Recessed wall mount ⁷ BAA Buy America(n) Act Compliant

Accessories: Order as separate item.

ELA US12	12" stem kit with brushed aluminum canopy ⁸
ELA W US12	12" stem kit with white canopy ⁸
ELA WG1	Wireguard (13 3/4"H x 15 1/4"W x 6" D, back mount only)

Notes

- For single-face clear panels, EXIT is seen as a reversed image from the back.
- Available with single and double face.
- White panel standard for double and single face.
- Both circuits can be energized at the same time.
- Not available with EL and SD options.
- Available with EL option only.
- Available on EDGR single face only
- See spec sheet [ELA-StemKits](#). Only available for EDG.

Catalog Number
Notes
Type



EDG (surface mount)



EDGR (recessed mount)



LED Edge-Lit Exits

EDG EDGR



Specifications

EDG (End Mount)	EDG (Top Mount)
Length: 13 (33.0)	Length: 13-5/8 (34.6)
Depth: 5-1/2 (14.0)	Depth: 4-5/16 (11.0)
Height: 11-1/8 (28.3)	Height: 11-3/4 (29.8)
Shipping Weight: 4 lbs (1.8 kgs)	Shipping Weight: 4 lbs (1.8 kgs)
EDG (Back Mount)	EDGR
Length: 13 (33.0)	Length: 13 (33.0)
Depth: 3 (7.6)	Depth: 1-3/4 (4.4)
Height: 11-1/8 (28.3)	Height: 8 (20.3)
Shipping Weight: 4 lbs (1.8 kgs)	Shipping Weight: 6.8 lbs (3.1 kgs)
	Shipping Weight (WM option): 8.1 lbs (3.7 kgs)

All dimensions are inches (centimeters) unless otherwise noted.

EDG-EDGR LED, Quantum® Surface and Recessed Mount Edge-Lit Exits

SPECIFICATIONS

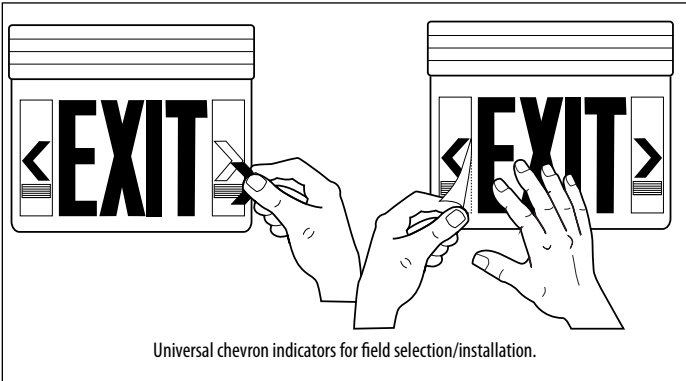
ELECTRICAL						
Primary Circuit						
Type	Typical LED life¹	Supply voltage	EDG		EDGR	
			Input Watts	Max amps.	Input Watts	Max amps.
Red LED AC only	>5 years	120	2.5	0.020	3.8	0.030
		277	2.8	0.010	4.5	0.014
Green LED AC only	>5 years	120	2.2	0.020	3.8	0.030
		277	2.2	0.010	4.5	0.020
Red LED emergency	>5 years	120	3.0	0.030	3.8	0.031
		277	3.1	0.010	4.5	0.015
Green LED emergency	>5 years	120	2.6	0.020	3.8	0.031
		277	2.8	0.010	4.5	0.020

BATTERY (EL option)			
Sealed Nickel-Cadmium			
Shelf life²	Typical life²	Maintenance³	Temperature range⁴
3 years	6-8 years	none	32-122°F (0-50°C)

Notes

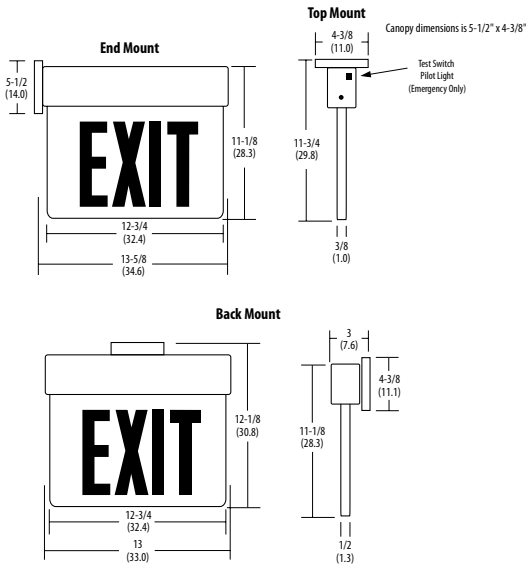
- Based on 24/7 operation. The typical life of the exit LED lamp is >5 years.
- At 77°F (25°C).
- All life safety equipment, including emergency lighting for path of egress must be maintained, serviced, and tested in accordance with all National Fire Protection Association (NFPA) and local codes. Failure to perform the required maintenance, service, or testing could jeopardize the safety of occupants and will void all warranties.
- Temperature range where unit will provide capacity for 90 minutes. Higher and lower temperatures affect life and capacity.

KEY FEATURES



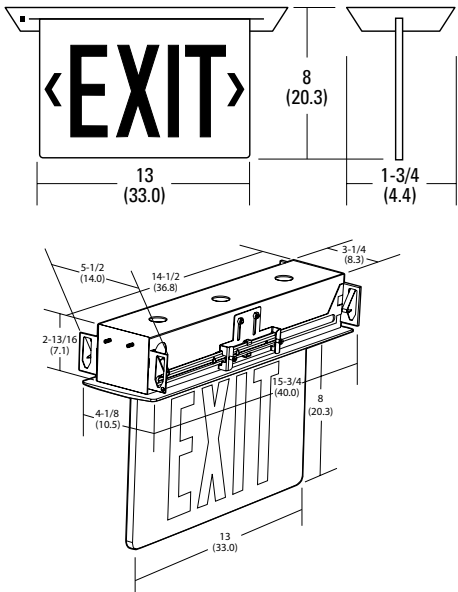
MOUNTING

EDG



EDGR

Note: For drop ceiling applications refer to the standard installation section of the instruction sheet. Not applicable for "bracket mount" installation.



EDGR WM option

