

EK4536

Select Grade

Electronic Photocontrol

Locking-Type Mounting



Typical Applications

- Dusk-to-dawn control of multi-fixture roadway, area, and parking lot lighting

Features

- Non-drifting silicon light sensor, IR filtered for human eye response
- Zero-cross technology helps device withstand severe in-rush current and extend 20 A relay life
- Exceeds 10,000 ON/OFF operations at full load, to meet life expectancy of LED fixtures
- Conformal coated PCB assembly
- All components meet 15-year life requirements
- For high-performance LED fixtures, totaling 1650 W @ 277 VAC

Specifications

- Voltage: 105-305 VAC, 50/60 Hz
- Dielectric strength: 5000 VAC
- Load Ratings: 1000 W Tungsten
- 1800 VA Ballast
- 6 A Electronic Ballast/LED Driver
- Operating temperature range: -40°F to 158°F (-40°C to 70°C)
- Turn ON light level: 1.5 fc +/- 0.5 fc
- Turn OFF light level: 2.25 fc
- Turn OFF to ON ratio: 1.5:1
- Time Delay: 2-5 seconds
- Fail mode: ON
- Power consumption: < 0.5 W @ 277 VAC
- Surge Protection Level: 10 kV / 5 kA per ANSI C136.2
- Surge Protection Component: 510 Joule MOV
- Cover: Impact/UV resistant White Polypropylene with Blue band
- Water Ingress Protection: NEMA 3 ('raintight')
- Sensor orientation: Side Mount Sensor

Regulatory Listings

- ANSI C136.10 and RoHS compliant
- UL certified to both U.S. (UL773) & Canadian CSA C22.2 182.2-M1974 standards
- Tested to NEMA 410 LED loads standards
- Complies with UL773 Endurance requirements

Warranty

- Limited 8-year manufacturer's warranty

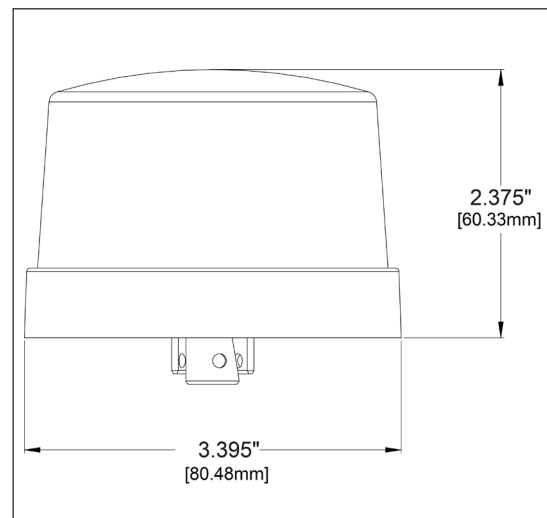
Project: _____

Location: _____

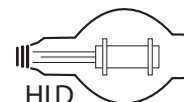
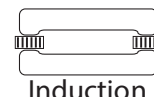
Product Type: _____

Contact/Phone: _____

Model #: _____



Compatible with



Model Number	Operating Voltage	Load Ratings			Activation Details		Fail Mode
		Tungsten (Watts)	Ballast (VA)	Electronic Ballast (LED)	Turn ON Foot Candles (fc)	Turn OFF to ON Ratio	
EK4536	105-305 VAC	1000	1800	6 Amps	1.5+/-0.2 fc	1.5:1 with 2-5 second delay (2.25 fc OFF)	ON

Specification

The locking-type photocontrol shall be an electronic control based on a solid-state photo sensor and relay switch circuit. Switch operation shall have a rating of 1000 Watts tungsten and 1800 Watts ballast at 105-305 VAC. For high in-rush LED type fixtures, the photo control switch operation shall have a 6 Amp Electronic Ballast rating at 105-305 VAC. The photocontrol should fail in an ON state. The photocontrol operating voltage shall be clearly identified on the control housing. The photocontrol shall be equipped with inherent delay action eliminating activation by light flashes. The photocontrol shall be equipped with standard 3-prong twist and locking-type plug connection. The plug connection terminals shall be solid brass. The photo control shall consist of industrial grade electronic components, 510 Joule MOV, solid state light sensor, and silver alloy relay contacts. The photocontrol shall be 100% factory tested and function within specified light levels. The photocontrol shall be agency certified and tested accordingly. The photocontrol shall meet agency standards for locking-type devices and all other requirements of ANSI C136.10-2010. The photo control shall operate over a temperature range of -40°F to 158°F (-40°C to 70°C). The photocontrol should have a manufactures limited warranty of 8 years minimum. The photo control shall be the electronic dusk-to-dawn type, Intermatic model EK4536.

Limited Product Warranty

(1) What is Covered By This Limited Warranty?

Intermatic Incorporated ("Intermatic") warrants Intermatic's EK4536 ("Product") to be free from defects in material or workmanship for a period of ten (10) years from date of purchase. This warranty is extended to the owner of the light fixture on which the photo control is installed only and it is not transferable ("purchaser"). If the purchaser discovers a defect in material or workmanship, the purchaser must promptly submit a warranty claim. Upon a determination by Intermatic that the Product is defective, Intermatic shall correct any defect in material or workmanship by replacing the Defective Product. Any repair to Product, including both parts and labor, shall be at Intermatic's expense. The foregoing remedy is the purchaser's exclusive remedy for a breach of warranty. The product must be installed in the appropriate application in complete accordance with the installation instructions. The Product must not be opened, modified, exposed to extreme heat or cold, submerged or subjected to abnormal use or service. Product failures due to damage by accident, dropping, or abuse in handling, acts of God, or any negligent use, are not covered by this warranty. Intermatic shall determine, in its sole discretion, whether any Product returned by a purchaser has been used in accordance with its instructions, is an appropriate model for the purchaser's use thereof, and whether the Product is defective.

(2) Disclaimer of Warranty

THE FOREGOING WARRANTIES ARE IN LIEU OF ALL OTHER EXPRESSED WARRANTIES. TO THE EXTENT ALLOWED BY LAW, ANY IMPLIED-WARRANTIES OF MERCHANTABILITY OR FITNESS FOR A PARTICULAR PURPOSE ARE LIMITED IN DURATION OF THIS LIMITED WARRANTY.

(3) Limitation of Remedies

IN NO CASE SHALL INTERMATIC BE LIABLE FOR ANY SPECIAL, INCIDENTAL, OR CONSEQUENTIAL DAMAGES BASED UPON BREACH OF WARRANTY, BREACH OF CONTRACT, NEGLIGENCE, STRICT TORT, OR ANY OTHER LEGAL THEORY. SUCH EXCLUDED DAMAGES INCLUDE, BUT ARE NOT LIMITED TO, DAMAGE TO SOFTWARE, LOSS OF DATA, LOSS OF PROFITS, LOSS OF SAVINGS OR REVENUE, LOSS OF USE OF THE PRODUCT OR ANY ASSOCIATED EQUIPMENT, COST OF CAPITAL, COST OF ANY SUBSTITUTE EQUIPMENT, FACILITIES OR SERVICES, DOWNTIME, THE CLAIMS OF THIRD PARTIES INCLUDING CUSTOMERS, DAMAGE TO PROPERTY AND PERSONAL INJURY. SOME STATES DO NOT ALLOW LIMITS ON WARRANTIES OR ON REMEDIES FOR BREACH IN CERTAIN TRANSACTIONS, IN SUCH STATES, THE LIMITS IN THIS PARAGRAPH AND IN PARAGRAPH (2) MAY NOT APPLY.

(4) Time Limit for Bringing Suit

No action arising out of any claimed breach of warranty may be brought more than one year after the cause of action has occurred.

(5) No Other Warranties

Unless modified in writing signed by both parties, this agreement is understood to be the complete and exclusive agreement between the parties, superseding all prior agreements, oral or written, and all other communications between the parties relating to the subject matter of this agreement. No employee of Intermatic or any other party is authorized to make any warranty in addition to those made in this agreement. This warranty is made by: Intermatic Incorporated/After Sales Service, 7777 Winn Rd., Spring Grove, IL. 60081-9698/815-675-7000 <http://www.intermatic.com>

(6) Claim Procedure

The warranty service is available by either (a) returning the product to the dealer from whom the unit was purchased, or (b) mailing the product, along with proof of purchase, postage prepaid, to the authorized service center listed below.

Address all communications and product returns to:

Intermatic Warranty Coordinator

7777 Winn Road Spring Grove, Illinois 60081-9698, Fax: 815-675-7055

EK4536

Select Grade

Electronic Photocontrol

Locking-Type Mounting



Typical Applications

- Dusk-to-dawn control of multi-fixture roadway, area, and parking lot lighting

Features

- Non-drifting silicon light sensor, IR filtered for human eye response
- Zero-cross technology helps device withstand severe in-rush current and extend 20 A relay life
- Exceeds 10,000 ON/OFF operations at full load, to meet life expectancy of LED fixtures
- Conformal coated PCB assembly
- All components meet 15-year life requirements
- For high-performance LED fixtures, totaling 1650 W @ 277 VAC

Specifications

- Voltage: 105-305 VAC, 50/60 Hz
- Dielectric strength: 5000 VAC
- Load Ratings: 1000 W Tungsten
- 1800 VA Ballast
- 6 A Electronic Ballast/LED Driver
- Operating temperature range: -40°F to 158°F (-40°C to 70°C)
- Turn ON light level: 1.5 fc +/- 0.5 fc
- Turn OFF light level: 2.25 fc
- Turn OFF to ON ratio: 1.5:1
- Time Delay: 2-5 seconds
- Fail mode: ON
- Power consumption: < 0.5 W @ 277 VAC
- Surge Protection Level: 10 kV / 5 kA per ANSI C136.2
- Surge Protection Component: 510 Joule MOV
- Cover: Impact/UV resistant White Polypropylene with Blue band
- Water Ingress Protection: NEMA 3 ('raintight')
- Sensor orientation: Side Mount Sensor

Regulatory Listings

- ANSI C136.10 and RoHS compliant
- UL certified to both U.S. (UL773) & Canadian CSA C22.2 182.2-M1974 standards
- Tested to NEMA 410 LED loads standards
- Complies with UL773 Endurance requirements

Warranty

- Limited 8-year manufacturer's warranty

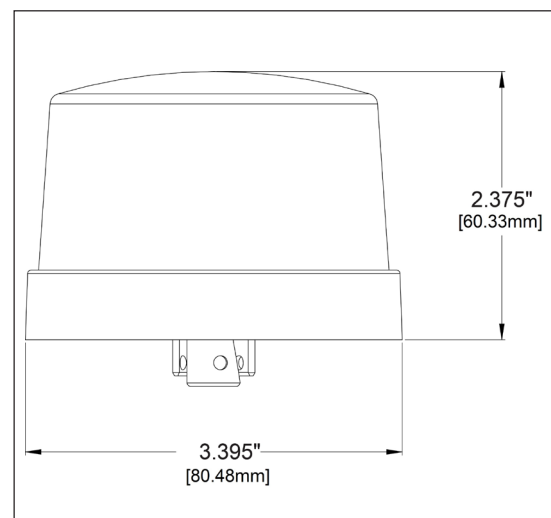
Project: _____

Location: _____

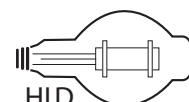
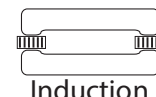
Product Type: _____

Contact/Phone: _____

Model #: _____



Compatible with



Model Number	Operating Voltage	Load Ratings			Activation Details		Fail Mode
		Tungsten (Watts)	Ballast (VA)	Electronic Ballast (LED)	Turn ON Foot Candles (fc)	Turn OFF to ON Ratio	
EK4536	105-305 VAC	1000	1800	6 Amps	1.5+/-0.2 fc	1.5:1 with 2-5 second delay (2.25 fc OFF)	ON

Specification

The locking-type photocontrol shall be an electronic control based on a solid-state photo sensor and relay switch circuit. Switch operation shall have a rating of 1000 Watts tungsten and 1800 Watts ballast at 105-305 VAC. For high in-rush LED type fixtures, the photo control switch operation shall have a 6 Amp Electronic Ballast rating at 105-305 VAC. The photocontrol should fail in an ON state. The photocontrol operating voltage shall be clearly identified on the control housing. The photocontrol shall be equipped with inherent delay action eliminating activation by light flashes. The photocontrol shall be equipped with standard 3-prong twist and locking-type plug connection. The plug connection terminals shall be solid brass. The photo control shall consist of industrial grade electronic components, 510 Joule MOV, solid state light sensor, and silver alloy relay contacts. The photocontrol shall be 100% factory tested and function within specified light levels. The photocontrol shall be agency certified and tested accordingly. The photocontrol shall meet agency standards for locking-type devices and all other requirements of ANSI C136.10-2010. The photo control shall operate over a temperature range of -40°F to 158°F (-40°C to 70°C). The photocontrol should have a manufactures limited warranty of 8 years minimum. The photo control shall be the electronic dusk-to-dawn type, Intermatic model EK4536.

Limited Product Warranty

(1) What is Covered By This Limited Warranty?

Intermatic Incorporated ("Intermatic") warrants Intermatic's EK4536 ("Product") to be free from defects in material or workmanship for a period of ten (10) years from date of purchase. This warranty is extended to the owner of the light fixture on which the photo control is installed only and it is not transferable ("purchaser"). If the purchaser discovers a defect in material or workmanship, the purchaser must promptly submit a warranty claim. Upon a determination by Intermatic that the Product is defective, Intermatic shall correct any defect in material or workmanship by replacing the Defective Product. Any repair to Product, including both parts and labor, shall be at Intermatic's expense. The foregoing remedy is the purchaser's exclusive remedy for a breach of warranty. The product must be installed in the appropriate application in complete accordance with the installation instructions. The Product must not be opened, modified, exposed to extreme heat or cold, submerged or subjected to abnormal use or service. Product failures due to damage by accident, dropping, or abuse in handling, acts of God, or any negligent use, are not covered by this warranty. Intermatic shall determine, in its sole discretion, whether any Product returned by a purchaser has been used in accordance with its instructions, is an appropriate model for the purchaser's use thereof, and whether the Product is defective.

(2) Disclaimer of Warranty

THE FOREGOING WARRANTIES ARE IN LIEU OF ALL OTHER EXPRESSED WARRANTIES. TO THE EXTENT ALLOWED BY LAW, ANY IMPLIED-WARRANTIES OF MERCHANTABILITY OR FITNESS FOR A PARTICULAR PURPOSE ARE LIMITED IN DURATION OF THIS LIMITED WARRANTY.

(3) Limitation of Remedies

IN NO CASE SHALL INTERMATIC BE LIABLE FOR ANY SPECIAL, INCIDENTAL, OR CONSEQUENTIAL DAMAGES BASED UPON BREACH OF WARRANTY, BREACH OF CONTRACT, NEGLIGENCE, STRICT TORT, OR ANY OTHER LEGAL THEORY. SUCH EXCLUDED DAMAGES INCLUDE, BUT ARE NOT LIMITED TO, DAMAGE TO SOFTWARE, LOSS OF DATA, LOSS OF PROFITS, LOSS OF SAVINGS OR REVENUE, LOSS OF USE OF THE PRODUCT OR ANY ASSOCIATED EQUIPMENT, COST OF CAPITAL, COST OF ANY SUBSTITUTE EQUIPMENT, FACILITIES OR SERVICES, DOWNTIME, THE CLAIMS OF THIRD PARTIES INCLUDING CUSTOMERS, DAMAGE TO PROPERTY AND PERSONAL INJURY. SOME STATES DO NOT ALLOW LIMITS ON WARRANTIES OR ON REMEDIES FOR BREACH IN CERTAIN TRANSACTIONS, IN SUCH STATES, THE LIMITS IN THIS PARAGRAPH AND IN PARAGRAPH (2) MAY NOT APPLY.

(4) Time Limit for Bringing Suit

No action arising out of any claimed breach of warranty may be brought more than one year after the cause of action has occurred.

(5) No Other Warranties

Unless modified in writing signed by both parties, this agreement is understood to be the complete and exclusive agreement between the parties, superseding all prior agreements, oral or written, and all other communications between the parties relating to the subject matter of this agreement. No employee of Intermatic or any other party is authorized to make any warranty in addition to those made in this agreement. This warranty is made by: Intermatic Incorporated/After Sales Service, 7777 Winn Rd., Spring Grove, IL. 60081-9698/815-675-7000 <http://www.intermatic.com>

(6) Claim Procedure

The warranty service is available by either (a) returning the product to the dealer from whom the unit was purchased, or (b) mailing the product, along with proof of purchase, postage prepaid, to the authorized service center listed below.

Address all communications and product returns to:

Intermatic Warranty Coordinator

7777 Winn Road Spring Grove, Illinois 60081-9698, Fax: 815-675-7055