

KT-EMRG-LED-5-500-K1

CONSTANT WATTAGE LED EMERGENCY BACK-UP



DESCRIPTION

LED Emergency Back-Up Driver Kit | 5W Output | 120-277V Input

DRIVER TYPE: Constant Wattage LED Emergency


MAX. OUTPUT POWER: 5W

INPUT VOLTAGE: 120-277Vac \pm 10%

OUTPUT VOLTAGE: 12~41 Vdc

OUTPUT CURRENT: 400mA-100mA

WARRANTY: 5 Years



PRODUCT FEATURES

- Drives Dedicated LED Load (Included) at 5W for a Minimum of 90 Minutes
- Meets FCC Part 15 (Class B) Consumer Limits
- Short Circuit Overload and Open Load Protection
- Type 1 Outdoor, Suitable for Dry and Damp Locations
- Evaluated to UL 924 Standards
- Operating Temperature: 32°F/0°C to 122°F/50°C
- Input Frequency: 50/60 Hz
- Test Switch/ Charging Indicator Light
- Battery Pack with Quick Connect; NiCd
- Battery Capacity: 1200mAh

SPECIFICATIONS

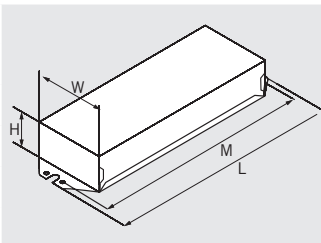
ELECTRICAL SPECIFICATIONS

Family	INPUT CHARACTERISTICS			OUTPUT CHARACTERISTICS		
	Input Voltage	Power Factor	Max. Current	Max. Output Power	Rated Output Current	Output Voltage
5W	120-277Vac	\geq 0.5	0.03A @ 120V	5W	400mA-100mA	12~41Vdc

Emergency pack designed to deliver 5W to a constant current LED load. Approximate output is 500 lumens assuming a nominal minimum efficacy of 100lm/W.

MECHANICAL SPECIFICATIONS

CASE DIMENSIONS



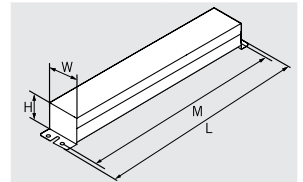
LENGTH	6.46"
WIDTH	1.37"
HEIGHT	1.00"
MOUNTING	6.00"
CASE STYLE	L7
CASE MATERIAL	METAL

STANDARD LEAD LENGTHS*

WHITE	12"
BLACK	12"
WHITE/BLACK	12"
RED	24"
BLUE	24"
BROWN	24"

*Consult Keystone for special lead length requirements.
 Lead wires are 18 AWG 105°C/600V.

BATTERY SIZE



LENGTH	8.10"
WIDTH	1.97"
HEIGHT	0.98"
MOUNTING	7.57"

MODULE SPECIFICATIONS

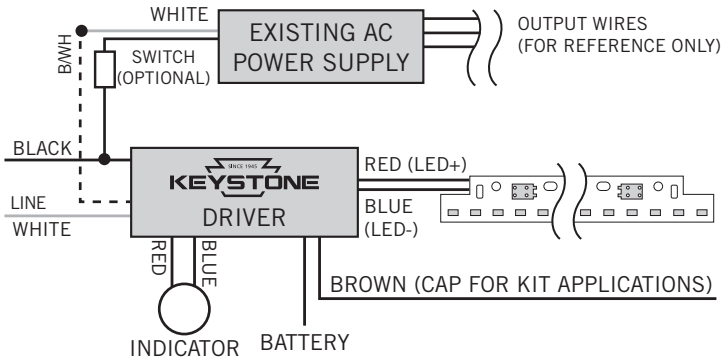
CATALOG NUMBER	KTLM-300-L9-850-10A-CP		
LENGTH	5.00"	No. of LEDs	10
WIDTH	0.70"	Color Temperature	5000K

KT-EMRG-LED-5-500-K1

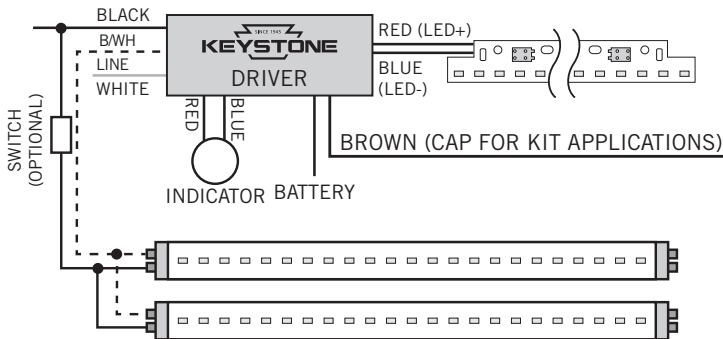
CONSTANT WATTAGE LED EMERGENCY BACK-UP

WIRING DIAGRAMS

1. KIT WIRING DIAGRAM WITH EXISTING POWER SUPPLY



2. KIT WIRING DIAGRAM WITH DIRECT DRIVE LED TUBE FIXTURE



ORDERING INFORMATION

ORDER CODE	DESCRIPTION	PACKAGING STYLE	PACK QTY.	ITEM STATUS
KT-EMRG-LED-5-500-K1-IP	LED Emergency Driver Kit with Battery and 0.7" x 6" 500 lumen LED Module	Individually Packaged	1	Active

CATALOG NUMBER BREAKDOWN

KT-EMRG-LED-5-500-K1



KT-EMRG-LED-5-500-K1

CONSTANT WATTAGE LED EMERGENCY BACK-UP



DESCRIPTION

LED Emergency Back-Up Driver Kit | 5W Output | 120-277V Input

DRIVER TYPE: Constant Wattage LED Emergency

MAX. OUTPUT POWER: 5W

INPUT VOLTAGE: 120-277Vac \pm 10%

OUTPUT VOLTAGE: 12~41 Vdc

OUTPUT CURRENT: 400mA-100mA

WARRANTY: 5 Years



PRODUCT FEATURES

- Drives Dedicated LED Load (Included) at 5W for a Minimum of 90 Minutes
- Meets FCC Part 15 (Class B) Consumer Limits
- Short Circuit Overload and Open Load Protection
- Type 1 Outdoor, Suitable for Dry and Damp Locations
- Evaluated to UL 924 Standards
- Operating Temperature: 32°F/0°C to 122°F/50°C
- Input Frequency: 50/60 Hz
- Test Switch/ Charging Indicator Light
- Battery Pack with Quick Connect; NiCd
- Battery Capacity: 1200mAh

SPECIFICATIONS

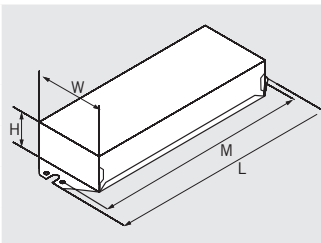
ELECTRICAL SPECIFICATIONS

Family	INPUT CHARACTERISTICS			OUTPUT CHARACTERISTICS		
	Input Voltage	Power Factor	Max. Current	Max. Output Power	Rated Output Current	Output Voltage
5W	120-277Vac	\geq 0.5	0.03A @ 120V	5W	400mA-100mA	12~41Vdc

Emergency pack designed to deliver 5W to a constant current LED load. Approximate output is 500 lumens assuming a nominal minimum efficacy of 100lm/W.

MECHANICAL SPECIFICATIONS

CASE DIMENSIONS



LENGTH	6.46"
WIDTH	1.37"
HEIGHT	1.00"
MOUNTING	6.00"
CASE STYLE	L7
CASE MATERIAL	METAL

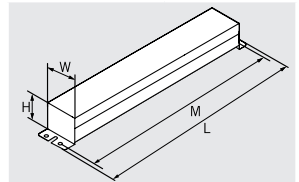
STANDARD LEAD LENGTHS*

WHITE	12"
BLACK	12"
WHITE/BLACK	12"
RED	24"
BLUE	24"
BROWN	24"

*Consult Keystone for special lead length requirements.

Lead wires are 18 AWG 105°C/600V.

BATTERY SIZE



LENGTH	8.10"
WIDTH	1.97"
HEIGHT	0.98"
MOUNTING	7.57"

MODULE SPECIFICATIONS

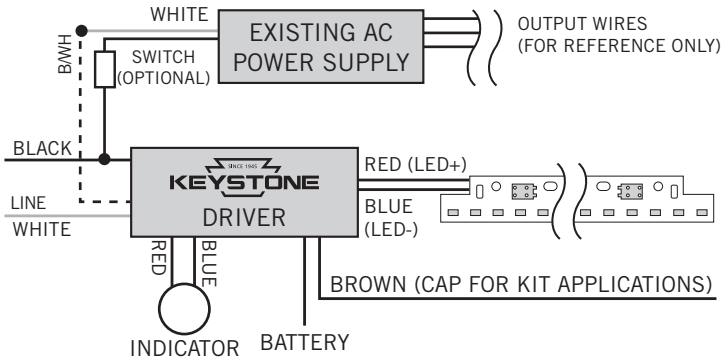
CATALOG NUMBER	KTLM-300-L9-850-10A-CP		
LENGTH	5.00"	No. of LEDs	10
WIDTH	0.70"	Color Temperature	5000K

KT-EMRG-LED-5-500-K1

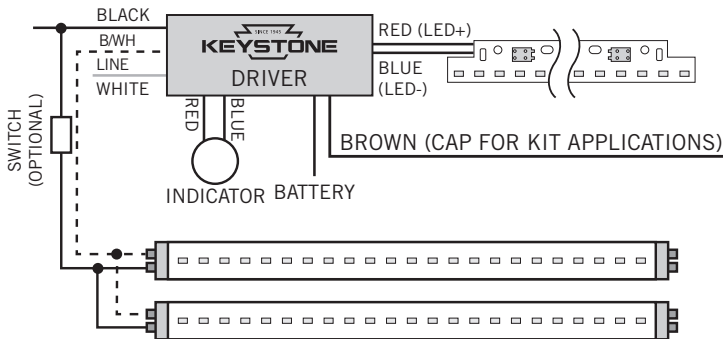
CONSTANT WATTAGE LED EMERGENCY BACK-UP

WIRING DIAGRAMS

1. KIT WIRING DIAGRAM WITH EXISTING POWER SUPPLY



2. KIT WIRING DIAGRAM WITH DIRECT DRIVE LED TUBE FIXTURE



ORDERING INFORMATION

ORDER CODE	DESCRIPTION	PACKAGING STYLE	PACK QTY.	ITEM STATUS
KT-EMRG-LED-5-500-K1-IP	LED Emergency Driver Kit with Battery and 0.7" x 6" 500 lumen LED Module	Individually Packaged	1	Active

CATALOG NUMBER BREAKDOWN

KT-EMRG-LED-5-500-K1

