

# FIXTURE WHIPS

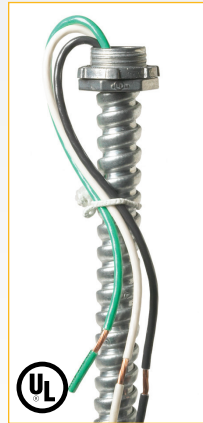
## STANDARD FIXTURE WHIPS — COMMONALITIES

- UL Listed as a complete wire assembly that complies with the 2017 National Electrical Code: Articles 348.20(A)(2), 348.22, 410.117(A), (B) and (C), and 410.137(C). File #E87199.
- Manufactured using UL Listed or UL recognized components.
- Stranded and Solid THHN Conductors.
- Packaging — 30 per Carton or 100 in a fiber drum.


**Note:** Specify packaging requirements when placing your order. Add the "C" suffix to indicate 30 Fixture Whips per Carton.

All stranded and solid wire conductors are stripped 5/8" (.625") from the end of the conductor and securely tied to prevent damage to the conductors.

We manufacture Fixture Whips for 277 Volt applications. Contact our Inside Sales Department ([sales@engproducts.com](mailto:sales@engproducts.com) or 800.336.1976) for more specific information.



Die Cast Screw-In Connector



Die Cast Snap-In Connector



Polycarbonate Snap-In Connector

## STANDARD FIXTURE WHIP PART NUMBERS

Catalog Number	UPC Number	Description	Order Unit	Unit Qty	Unit Pkg	Units/Case	TL Case Qty	Min Order Qty	MM Req	Ship Wt (Lbs)
<b>Stranded Wire Fixture Whips With Die Cast Screw-In Connectors - 3/8" (.375") Conduit</b>										
EPW1263	10315	3-12 AWG Stranded Wire: 6-FT - Black, White, Green	EA	1	BRL	100	100	10	Yes	190
EPW1462	10303	2-14 AWG Stranded Wire: 6-FT - Black, White	EA	1	BRL	100	100	10	Yes	160
EPW1463	10307	3-14 AWG Stranded Wire: 6-FT - Black, White, Green	EA	1	BRL	100	100	10	Yes	170
EPW1464	10308	4-14 AWG Stranded Wire: 6-FT - Black, Red, White, Green	EA	1	BRL	100	100	10	Yes	180
EPW1662	10300	2-16 AWG Stranded Wire: 6-FT - Black, White	EA	1	BRL	100	100	10	Yes	155
EPW1663	10301	3-16 AWG Stranded Wire: 6-FT - Black, White, Green	EA	1	BRL	100	100	10	Yes	165
EPW1664	10302	4-16 AWG Stranded Wire: 6-FT - Black, Red, White, Green	EA	1	BRL	100	100	10	Yes	175
EPW1862	10297	2-18 AWG Stranded Wire: 6-FT - Black, White	EA	1	BRL	100	100	10	Yes	155
EPW1863	10298	3-18 AWG Stranded Wire: 6-FT - Black, White, Green	EA	1	BRL	100	100	10	Yes	160
EPW1864	10299	4-18 AWG Stranded Wire: 6-FT - Black, Red, White, Green	EA	1	BRL	100	100	10	Yes	170
<b>Solid Wire Fixture Whips With Die Cast Screw-In Connectors - 3/8" (.375") Conduit</b>										
EPW1263S	10337	3-12 AWG Solid Wire: 6-FT - Black, White, Green	EA	1	BRL	100	100	10	Yes	190
EPW1462S	10333	2-14 AWG Solid Wire: 6-FT - Black, White	EA	1	BRL	100	100	10	Yes	160
EPW1463S	10334	3-14 AWG Solid Wire: 6-FT - Black, White, Green	EA	1	BRL	100	100	10	Yes	170
EPW1464S	10335	4-14 AWG Solid Wire: 6-FT - Black, Red, White, Green	EA	1	BRL	100	100	10	Yes	180
EPW1662S	10330	2-16 AWG Solid Wire: 6-FT - Black, White	EA	1	BRL	100	100	10	Yes	155
EPW1663S	10331	3-16 AWG Solid Wire: 6-FT - Black, White, Green	EA	1	BRL	100	100	10	Yes	165
EPW1664S	10332	4-16 AWG Solid Wire: 6-FT - Black, Red, White, Green	EA	1	BRL	100	100	10	Yes	175
EPW1862S	10327	2-18 AWG Solid Wire: 6-FT - Black, White	EA	1	BRL	100	100	10	Yes	155
EPW1863S	10328	3-18 AWG Solid Wire: 6-FT - Black, White, Green	EA	1	BRL	100	100	10	Yes	160
EPW1864S	10329	4-18 AWG Solid Wire: 6-FT - Black, Red, White, Green	EA	1	BRL	100	100	10	Yes	170
<b>Stranded Wire Fixture Whips With Die Cast Screw-In Connectors - 1/2" (.5") Conduit</b>										
EPW1263-1/2	11600	3-12 AWG Stranded Wire: 6-FT - Black, White, Green	EA	1	BRL	100	100	10	Yes	186
EPW1264-1/2	10286	4-12 AWG Stranded Wire: 6-FT - Black, Red, White, Green	EA	1	BRL	100	100	10	Yes	195
EPW1463-1/2	10309	3-14 AWG Stranded Wire: 6-FT - Black, White, Green	EA	1	BRL	100	100	10	Yes	175
EPW1464-1/2	10313	4-14 AWG Stranded Wire: 6-FT - Black, Red, White, Green	EA	1	BRL	100	100	10	Yes	180

### UNITS OF MEASURE KEY

Order Unit: The Unit to be ordered; Order Qty: Number of pieces in each Unit; Unit Pkg: Packaging types - BG (Bag), BX (Box), BRL (Barrel); Units/Case: Unit packages contained in the Case; TL Case Qty: The total number of items in each Master Case; Min Order Qty: The smallest Unit that can be ordered; MM Req: Must order multiples of the Unit in the stated quantities; Ship Wt (Lbs): Total weight of the units per Carton

[www.engproducts.com](http://www.engproducts.com)

5401 SMETANA DRIVE | MINNETONKA, MN 55343

P 800.336.1976 | F 800.336.2801

Specifications subject to change without prior notice.



**ENGINEERED PRODUCTS CO.**

# FIXTURE WHIPS

## STANDARD FIXTURE WHIP PART NUMBERS (CONTINUED)

Catalog Number	UPC Number	Description	Order Unit	Unit Qty	Unit Pkg	Units/Case	TL Case Qty	Min Order Qty	MM Req	Ship Wt (Lbs)
<b>Solid Wire Fixture Whips With Die Cast Screw-In Connectors - 1/2" (.5") Conduit</b>										
EPW1263S-1/2	10314	3-12 AWG Solid Wire: 6-FT - Black, White, Green	EA	1	BRL	100	100	10	Yes	186
EPW1264S-1/2	10289	4-12 AWG Solid Wire: 6-FT - Black, Red, White, Green	EA	1	BRL	100	100	10	Yes	195
EPW1463S-1/2	10575	3-14 AWG Solid Wire: 6-FT - Black, White, Green	EA	1	BRL	100	100	10	Yes	175
EPW1464S-1/2	10577	4-14 AWG Solid Wire: 6-FT - Black, Red, White, Green	EA	1	BRL	100	100	10	Yes	180
<b>Stranded Wire Fixture Whips With Die Cast Snap-In Connectors - 3/8" (.375") Conduit</b>										
EPW1263AD	10556	3-12 AWG Stranded Wire: 6-FT - Black, White, Green	EA	1	BRL	100	100	10	Yes	190
EPW1264AD	10558	4-12 AWG Stranded Wire: 6-FT - Black, Red, White, Green	EA	1	BRL	100	100	10	Yes	170
EPW1462AD	10560	2-14 AWG Stranded Wire: 6-FT - Black, White	EA	1	BRL	100	100	10	Yes	160
EPW1463AD	10369	3-14 AWG Stranded Wire: 6-FT - Black, White, Green	EA	1	BRL	100	100	10	Yes	170
EPW1464AD	10442	4-14 AWG Stranded Wire: 6-FT - Black, Red, White, Green	EA	1	BRL	100	100	10	Yes	180
EPW1662AD	10566	2-16 AWG Stranded Wire: 6-FT - Black, White	EA	1	BRL	100	100	10	Yes	155
EPW1663AD	10517	3-16 AWG Stranded Wire: 6-FT - Black, White, Green	EA	1	BRL	100	100	10	Yes	165
EPW1664AD	10568	4-16 AWG Stranded Wire: 6-FT - Black, Red, White, Green	EA	1	BRL	100	100	10	Yes	175
EPW1862AD	10569	2-18 AWG Stranded Wire: 6-FT - Black, White	EA	1	BRL	100	100	10	Yes	155
EPW1863AD	10281	3-18 AWG Stranded Wire: 6-FT - Black, White, Green	EA	1	BRL	100	100	10	Yes	160
EPW1864AD	10280	4-18 AWG Stranded Wire: 6-FT - Black, Red, White, Green	EA	1	BRL	100	100	10	Yes	170
<b>Solid Wire Fixture Whips With Die Cast Snap-In Connectors - 3/8" (.375") Conduit</b>										
EPW1263SAD	10557	3-12 AWG Solid Wire: 6-FT - Black, White, Green	EA	1	BRL	100	100	10	Yes	190
EPW1264SAD	10559	4-12 AWG Solid Wire: 6-FT - Black, Red, White, Green	EA	1	BRL	100	100	10	Yes	170
EPW1462SAD	10561	2-14 AWG Solid Wire: 6-FT - Black, White	EA	1	BRL	100	100	10	Yes	160
EPW1463SAD	10450	3-14 AWG Solid Wire: 6-FT - Black, White, Green	EA	1	BRL	100	100	10	Yes	170
EPW1464SAD	10529	4-14 AWG Solid Wire: 6-FT - Black, Red, White, Green	EA	1	BRL	100	100	10	Yes	180
EPW1862SAD	10570	2-18 AWG Solid Wire: 6-FT - Black, White	EA	1	BRL	100	100	10	Yes	155
EPW1863SAD	10367	3-18 AWG Solid Wire: 6-FT - Black, White, Green	EA	1	BRL	100	100	10	Yes	160
EPW1864SAD	10368	4-18 AWG Solid Wire: 6-FT - Black, Red, White, Green	EA	1	BRL	100	100	10	Yes	170
<b>Stranded Wire Fixture Whips With Polycarbonate Snap-In Connectors - 3/8" (.375") Conduit</b>										
EPW1263A	10319	3-12 AWG Stranded Wire: 6-FT - Black, White, Green	EA	1	BRL	100	100	10	Yes	190
EPW1463A	10317	3-14 AWG Stranded Wire: 6-FT - Black, White, Green	EA	1	BRL	100	100	10	Yes	170
EPW1464A	10326	4-14 AWG Stranded Wire: 6-FT - Black, Red, White, Green	EA	1	BRL	100	100	10	Yes	180
EPW1662A	10323	2-16 AWG Stranded Wire: 6-FT - Black, White	EA	1	BRL	100	100	10	Yes	155
EPW1663A	10324	3-16 AWG Stranded Wire: 6-FT - Black, White, Green	EA	1	BRL	100	100	10	Yes	165
EPW1664A	10325	4-16 AWG Stranded Wire: 6-FT - Black, Red, White, Green	EA	1	BRL	100	100	10	Yes	175
EPW1862A	10320	2-18 AWG Stranded Wire: 6-FT - Black, White	EA	1	BRL	100	100	10	Yes	155
EPW1863A	10321	3-18 AWG Stranded Wire: 6-FT - Black, White, Green	EA	1	BRL	100	100	10	Yes	160
EPW1864A	10322	4-18 AWG Stranded Wire: 6-FT - Black, Red, White, Green	EA	1	BRL	100	100	10	Yes	170
<b>Solid Wire Fixture Whips With Polycarbonate Snap-In Connectors - 3/8" (.375") Conduit</b>										
EPW1262SA	10347	2-12 AWG Solid Wire: 6-FT - Black, White	EA	1	BRL	100	100	10	Yes	175
EPW1263SA	10348	3-12 AWG Solid Wire: 6-FT - Black, White, Green	EA	1	BRL	100	100	10	Yes	190
EPW1463SA	10345	3-14 AWG Solid Wire: 6-FT - Black, White, Green	EA	1	BRL	100	100	10	Yes	170
EPW1464SA	10346	4-14 AWG Solid Wire: 6-FT - Black, Red, White, Green	EA	1	BRL	100	100	10	Yes	180
EPW1663SA	10342	3-16 AWG Solid Wire: 6-FT - Black, White, Green	EA	1	BRL	100	100	10	Yes	165
EPW1664SA	10343	4-16 AWG Solid Wire: 6-FT - Black, Red, White, Green	EA	1	BRL	100	100	10	Yes	175
EPW1863SA	10339	3-18 AWG Solid Wire: 6-FT - Black, White, Green	EA	1	BRL	100	100	10	Yes	160
EPW1864SA	10340	4-18 AWG Solid Wire: 6-FT - Black, Red, White, Green	EA	1	BRL	100	100	10	Yes	170

### UNITS OF MEASURE KEY

**Order Unit:** The Unit to be ordered; **Order Qty:** Number of pieces in each Unit; **Unit Pkg:** Packaging types - BG (Bag), BX (Box), BRL (Barrel); **Units/Case:** Unit packages contained in the Case; **TL Case Qty:** The total number of items in each Master Case; **Min Order Qty:** The smallest Unit that can be ordered; **MM Req:** Must order multiples of the Unit in the stated quantities; **Ship Wt (Lbs):** Total weight of the units per Carton

Specifications subject to change without prior notice.

## RETROFIT FIXTURE WHIPS WITH DIE CAST SCREW-IN CONNECTORS

- UL Listed as a complete wire assembly that complies with the 2017 National Electrical Code: Articles 348.20(A)(2), 348.22, 410.117(A), (B) and (C), and 410.137(C). File #E87199.
- Labor saving Fixture Whips that expedite the installation process when contractors upgrade existing fluorescent luminaires with new energy saving ballast.
- All stranded and solid wire conductors are stripped 5/8" (.625") from the end of the conductor and securely tied to prevent damage to the conductors and eliminate lost lock nuts.
- Includes Die Cast Screw-In Connectors on each end.



Meets the requirements of the 2017 National Electrical Code: Article 410.137(C) as follows:

*Wired luminaire sections are paired, with a ballast(s) supplying a lamp or lamps in both. For interconnection between paired units, it shall be permissible to use metric designator 12 (trade size 3/8") flexible metal conduit in lengths not exceeding 7.5 m (25-ft) in conformance with Article 348. Luminaire wire operating at line voltage, supplying only the ballast(s) of one of the paired luminaires, shall be permitted in the same raceway as the lamp supply wires of the paired luminaires. See Figure 1.*

Catalog Number	UPC Number	Description	Order Unit	Unit Qty	Unit Pkg	Units/Case	TL Case Qty	Min Order Qty	MM Req	Ship Wt (Lbs)
<b>Stranded Wire Retrofit Fixture Whips</b>										
EPW18103	10400	3-18 AWG Stranded Wire: 3/8" Conduit, 10-FT Length - Black, White, Green	EA	1	BRL	100	100	10	Yes	133
EPW18104	10402	4-18 AWG Stranded Wire: 3/8" Conduit, 10-FT Length - Black, Red, White, Green	EA	1	BRL	100	100	10	Yes	142
<b>Solid Wire Retrofit Fixture Whips</b>										
EPW18103S	10401	3-18 AWG Solid Wire: 3/8" Conduit, 10-FT Length - Black, White, Green	EA	1	BRL	100	100	10	Yes	133
EPW18104S	10403	2-16 AWG Solid Wire: 3/8" Conduit, 10-FT Length - Black, Red, White, Green	EA	1	BRL	100	100 </td <td>10</td> <td>Yes</td> <td>142</td>	10	Yes	142

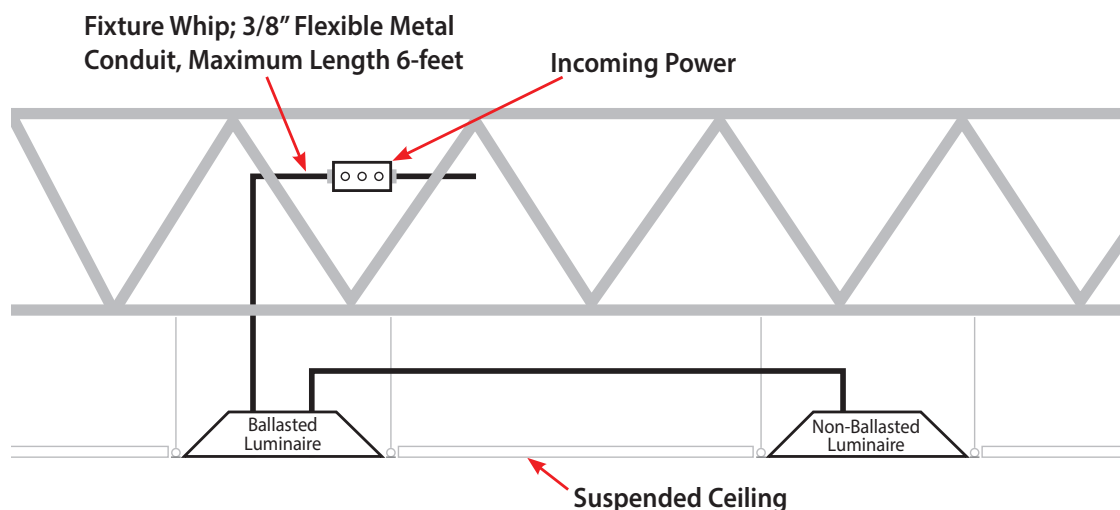


Figure 1: Allowable application for a Flexible Metal Conduit (FMC) Fixture Whip with a maximum 25-foot restriction.

### UNITS OF MEASURE KEY


**Order Unit:** The Unit to be ordered; **Order Qty:** Number of pieces in each Unit; **Unit Pkg:** Packaging types - BG (Bag), BX (Box), BRL (Barrel); **Units/Case:** Unit packages contained in the Case; **TL Case Qty:** The total number of items in each Master Case; **Min Order Qty:** The smallest Unit that can be ordered; **MM Req:** Must order multiples of the Unit in the stated quantities; **Ship Wt (Lbs):** Total weight of the units per Carton

Specifications subject to change without prior notice.

# FIXTURE WHIPS

## QUIKWHIP FIXTURE WHIPS

- UL Listed as a complete wire assembly that complies with the 2017 National Electrical Code: Articles 348.20(A)(2), 348.22, 410.117(A), (B) and (C), and 410.137(C). File #E87199.
- Pre-attached connectors add speed and dependability.
- No tools required! A cost-effective solution that eliminates lock nuts and wire nuts.
- Average Time Savings: 45% or up to three (3) minutes per luminaire installation.
- Approximate "installed" cost savings per luminaire: \$2.00 - \$3.00.
- Solid or Stranded THHN Conductors enclosed in 6-feet of 3/8" (.375") Flexible Metal Conduit — Standard.



**QuikWhip Fixture Whips Part Number Reference Example: EPW 1 8 6 4 S A D P 2 - H N G**

18 = Wire Gauge; 6 = Length (in feet); 4 = Wires; S = Solid Wire; AD = Die Cast Snap-In Connector; P = Pushwire Style Connector; 2 = Each End.

WAGO Connectors will be pre-attached to each end of the QuikWhip on the HOT, Neutral and Ground wires. HNG = Hot/Neutral/Ground.

Catalog Number	UPC Number	Description	Order Unit	Unit Qty	Unit Pkg	Units/Case	TL Case Qty	Min Order Qty	MM Req	Ship Wt (Lbs)
<b>Stranded Wire QuikWhips</b>										
EPW1463ADP2-HNG	10531	3-14 AWG: 6-FT - Black, White, Green	EA	1	BRL	100	100	10	Yes	171
EPW1464ADP2-HNG	10532	4-14 AWG: 6-FT - Black, Red, White, Green	EA	1	BRL	100	100	10	Yes	171
<b>Solid Wire QuikWhips</b>										
EPW1263SADP1-HN	10548	3-12 AWG: 6-FT - Black, White, Green	EA	1	BRL	100	100	10	Yes	191
EPW1263SADP2-HNG	10535	3-12 AWG: 6-FT - Black, White, Green	EA	1	BRL	100	100	10	Yes	191
EPW1863SADP2-HNG	10533	3-18 AWG: 6-FT - Black, White, Green	EA	1	BRL	100	100	10	Yes	161
EPW1864SADP2-HNG	10534	4-18 AWG: 6-FT - Black, Red, White, Green	EA	1	BRL	100	100	10	Yes	171

### UNITS OF MEASURE KEY

**Order Unit:** The Unit to be ordered; **Order Qty:** Number of pieces in each Unit; **Unit Pkg:** Packaging types - BG (Bag), BX (Box), BRL (Barrel); **Units/Case:** Unit packages contained in the Case; **TL Case Qty:** The total number of items in each Master Case; **Min Order Qty:** The smallest Unit that can be ordered; **MM Req:** Must order multiples of the Unit in the stated quantities; **Ship Wt (Lbs):** Total weight of the units per Carton

Specifications subject to change without prior notice.

**CUSTOM FIXTURE WHIP ORDER FORM**

We will build "Labor Saving" Fixture Whips to your specifications. Please use the information below to specify your non-Catalog Custom Fixture Whip requirements. Complete this form and fax to:

**Engineered Products Company, Attention: Inside Sales Department, FAX: 952.767.8786**

If you need a quote on more than one Custom Fixture Whip, please complete a separate form for each variation.

Distributor: \_\_\_\_\_ Contact: \_\_\_\_\_

Address: \_\_\_\_\_ City: \_\_\_\_\_ State/Zip: \_\_\_\_\_

Sales Agency: \_\_\_\_\_ Contact Name: \_\_\_\_\_ Target Price (\$): \_\_\_\_\_

Wire (TFFN or THHN):  Solid  Stranded **Wire Lead Length:**  6-inch  12-inch  Other (specify) \_\_\_\_\_

Wire Gauge:  12  14  16  18 **Connector Type:**  Left End  Right End (specify) \_\_\_\_\_

Select a connector type (number) for each Fixture Whip from the Connector Reference Guide shown below.

Wire Colors:  Black  White  Red **Conduit Material:**  3/8-inch  1/2-inch (Flexible Metal, Steel)

Green  Blue  Grey **\*Liquid Tight Conduit:**  3/8-inch  1/2-inch

Brown  Purple  Pink **Insulated Throat:**  Yes  No

Orange  Yellow  Other\* (specify): \_\_\_\_\_

**Conduit Length:**  
 6-Foot  8-Foot  10-Foot  12-Foot  Other\* \_\_\_\_\_ \*require longer lead times

Quantity Needed: \_\_\_\_\_ Requested Shipping Date: \_\_\_\_\_

Description: \_\_\_\_\_

If your application requires a Connector other than what is shown in the Reference Guide, please indicate the following:

Connector Type: \_\_\_\_\_  
 Manufacturer: \_\_\_\_\_  
 Part Number: \_\_\_\_\_


**Push-in Wire Connectors:** Select wire color AND choose which end requires a Push-in Wire Connector:




- |                                   |                                    |                                 |                                   |                                    |                                 |                                   |                                    |                               |
|-----------------------------------|------------------------------------|---------------------------------|-----------------------------------|------------------------------------|---------------------------------|-----------------------------------|------------------------------------|-------------------------------|
| <input type="checkbox"/> Left End | <input type="checkbox"/> Right End | <input type="checkbox"/> Black  | <input type="checkbox"/> Left End | <input type="checkbox"/> Right End | <input type="checkbox"/> White  | <input type="checkbox"/> Left End | <input type="checkbox"/> Right End | <input type="checkbox"/> Red  |
| <input type="checkbox"/> Left End | <input type="checkbox"/> Right End | <input type="checkbox"/> Green  | <input type="checkbox"/> Left End | <input type="checkbox"/> Right End | <input type="checkbox"/> Blue   | <input type="checkbox"/> Left End | <input type="checkbox"/> Right End | <input type="checkbox"/> Grey |
| <input type="checkbox"/> Left End | <input type="checkbox"/> Right End | <input type="checkbox"/> Brown  | <input type="checkbox"/> Left End | <input type="checkbox"/> Right End | <input type="checkbox"/> Purple | <input type="checkbox"/> Left End | <input type="checkbox"/> Right End | <input type="checkbox"/> Pink |
| <input type="checkbox"/> Left End | <input type="checkbox"/> Right End | <input type="checkbox"/> Orange | <input type="checkbox"/> Left End | <input type="checkbox"/> Right End | <input type="checkbox"/> Yellow |                                   |                                    |                               |

**CONNECTOR REFERENCE GUIDE**


Common connectors used on pre-made assembly.



1  
 Size: 3/8": P/N E00-001-002  
 1/2": P/N E00-026-000  
 Type: Screw-in  
 Material: Die Cast  
 Insulated: Yes or No (circle one)



2  
 Size: 3/8": P/N E00-003-000  
 1/2": P/N E00-005-000  
 Type: Screw-in/Snap-in  
 Material: Die Cast  
 Insulated: Yes or No (circle one)



3  
 Size: 3/8": P/N E00-003-001  
 Type: Set Screw, Snap-in  
 Material: Die Cast  
 Insulated: No



4  
 Size: 3/8": P/N E00-041-000  
 1/2": P/N E00-042-000  
 Type: Set Screw, Squeeze  
 Material: Die Cast  
 Insulated: No




5  
 Size: 3/8": P/N E00-002-000  
 1/2": P/N E00-013-000  
 Type: Exterior, Snap-in  
 Material: Plastic w/Steel  
 Insulated: Yes




6  
 Size: 3/8": P/N E00-041-002  
 1/2": P/N E00-042-002  
 Type: Set Screw, Squeeze  
 Material: Steel  
 Insulated: 3/8": No  
 1/2": Yes




7  
 Size: 3/8": P/N E00-054-000  
 1/2": P/N E00-055-000  
 Type: Set Screw, Squeeze  
 Material: Steel  
 Insulated: Yes



8  
 Size: 3/8": P/N E00-007-000  
 1/2": P/N E00-010-000  
 Type: Set Screw, 90°  
 Material: Die Cast  
 Insulated: Yes or No (circle one)



9  
 Size: 3/8": P/N E00-015-000  
 1/2": P/N E00-005-001  
 Type: Snap-in, 90°  
 Material: Die Cast  
 Insulated: No



10  
 Size: 3/8": P/N E00-003-003  
 1/2": P/N E00-004-003  
 Type: Speed Lock Style, Snap-in  
 Material: Steel  
 Insulated: Yes

**\*Note:** Connectors are not sold separately. Other connectors, not listed, can be specified for your custom fixture whip. Contact our EPCO Inside Sales Department (800.336.1976 or sales@engproducts.com) for other connector options.

Specifications subject to change without prior notice.



# FIXTURE WHIPS

---

## PRODUCT WARRANTY

Unless otherwise noted, Engineered Products Company (herein known as EPCO) warrants that the products described herein, will be furnished free from defects in material and workmanship for one (1) year. Any exceptions to this Warranty Statement will be detailed within the respective warranty section in this product catalog, noted on the product itself, or the product packaging.

EPCO's sole obligation for any breach of warranty under the terms herein shall be, at our option, to repair or provide replacement for the Product to which such warranty is breached, or to return all payments made with respect to such product. Any product(s) that are deemed to be defective must be specified by the Purchaser in a written notice to EPCO's Warranty Department within one (1) year after receipt of such goods. Under no circumstances will EPCO be liable for loss of profits or incidental, indirect, consequential or special damages of any kind beyond the replacement cost of the defective merchandise.

EPCO shall not be liable for any losses arising from governmental action, an act of God, or the result of war, riot, strikes, civil commotion, sovereign conduct, or the act or conduct of any person or persons not party to or associated with EPCO.

**Distributed By:**

E02-150-001 B1 (05/18-BB)  
©2018 Engineered Products Company. All Rights Reserved.

---

[www.engproducts.com](http://www.engproducts.com)

5401 SMETANA DRIVE | MINNETONKA, MN 55343

P 800.336.1976 | F 800.336.2801

Specifications subject to change without prior notice.



**ENGINEERED  
PRODUCTS CO.**

# FIXTURE WHIPS

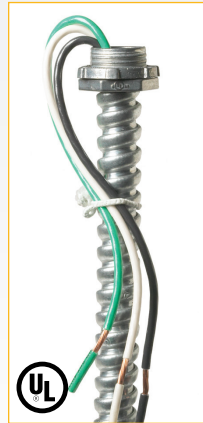
## STANDARD FIXTURE WHIPS — COMMONALITIES

- UL Listed as a complete wire assembly that complies with the 2017 National Electrical Code: Articles 348.20(A)(2), 348.22, 410.117(A), (B) and (C), and 410.137(C). File #E87199.
- Manufactured using UL Listed or UL recognized components.
- Stranded and Solid THHN Conductors.
- Packaging — 30 per Carton or 100 in a fiber drum.


**Note:** Specify packaging requirements when placing your order. Add the "C" suffix to indicate 30 Fixture Whips per Carton.

All stranded and solid wire conductors are stripped 5/8" (.625") from the end of the conductor and securely tied to prevent damage to the conductors.


We manufacture Fixture Whips for 277 Volt applications. Contact our Inside Sales Department ([sales@engproducts.com](mailto:sales@engproducts.com) or 800.336.1976) for more specific information.



Die Cast Screw-In Connector



Die Cast Snap-In Connector



Polycarbonate Snap-In Connector

## STANDARD FIXTURE WHIP PART NUMBERS

Catalog Number	UPC Number	Description	Order Unit	Unit Qty	Unit Pkg	Units/Case	TL Case Qty	Min Order Qty	MM Req	Ship Wt (Lbs)
<b>Stranded Wire Fixture Whips With Die Cast Screw-In Connectors - 3/8" (.375") Conduit</b>										
EPW1263	10315	3-12 AWG Stranded Wire: 6-FT - Black, White, Green	EA	1	BRL	100	100	10	Yes	190
EPW1462	10303	2-14 AWG Stranded Wire: 6-FT - Black, White	EA	1	BRL	100	100	10	Yes	160
EPW1463	10307	3-14 AWG Stranded Wire: 6-FT - Black, White, Green	EA	1	BRL	100	100	10	Yes	170
EPW1464	10308	4-14 AWG Stranded Wire: 6-FT - Black, Red, White, Green	EA	1	BRL	100	100	10	Yes	180
EPW1662	10300	2-16 AWG Stranded Wire: 6-FT - Black, White	EA	1	BRL	100	100	10	Yes	155
EPW1663	10301	3-16 AWG Stranded Wire: 6-FT - Black, White, Green	EA	1	BRL	100	100	10	Yes	165
EPW1664	10302	4-16 AWG Stranded Wire: 6-FT - Black, Red, White, Green	EA	1	BRL	100	100	10	Yes	175
EPW1862	10297	2-18 AWG Stranded Wire: 6-FT - Black, White	EA	1	BRL	100	100	10	Yes	155
EPW1863	10298	3-18 AWG Stranded Wire: 6-FT - Black, White, Green	EA	1	BRL	100	100	10	Yes	160
EPW1864	10299	4-18 AWG Stranded Wire: 6-FT - Black, Red, White, Green	EA	1	BRL	100	100	10	Yes	170
<b>Solid Wire Fixture Whips With Die Cast Screw-In Connectors - 3/8" (.375") Conduit</b>										
EPW1263S	10337	3-12 AWG Solid Wire: 6-FT - Black, White, Green	EA	1	BRL	100	100	10	Yes	190
EPW1462S	10333	2-14 AWG Solid Wire: 6-FT - Black, White	EA	1	BRL	100	100	10	Yes	160
EPW1463S	10334	3-14 AWG Solid Wire: 6-FT - Black, White, Green	EA	1	BRL	100	100	10	Yes	170
EPW1464S	10335	4-14 AWG Solid Wire: 6-FT - Black, Red, White, Green	EA	1	BRL	100	100	10	Yes	180
EPW1662S	10330	2-16 AWG Solid Wire: 6-FT - Black, White	EA	1	BRL	100	100	10	Yes	155
EPW1663S	10331	3-16 AWG Solid Wire: 6-FT - Black, White, Green	EA	1	BRL	100	100	10	Yes	165
EPW1664S	10332	4-16 AWG Solid Wire: 6-FT - Black, Red, White, Green	EA	1	BRL	100	100	10	Yes	175
EPW1862S	10327	2-18 AWG Solid Wire: 6-FT - Black, White	EA	1	BRL	100	100	10	Yes	155
EPW1863S	10328	3-18 AWG Solid Wire: 6-FT - Black, White, Green	EA	1	BRL	100	100	10	Yes	160
EPW1864S	10329	4-18 AWG Solid Wire: 6-FT - Black, Red, White, Green	EA	1	BRL	100	100	10	Yes	170
<b>Stranded Wire Fixture Whips With Die Cast Screw-In Connectors - 1/2" (.5") Conduit</b>										
EPW1263-1/2	11600	3-12 AWG Stranded Wire: 6-FT - Black, White, Green	EA	1	BRL	100	100	10	Yes	186
EPW1264-1/2	10286	4-12 AWG Stranded Wire: 6-FT - Black, Red, White, Green	EA	1	BRL	100	100	10	Yes	195
EPW1463-1/2	10309	3-14 AWG Stranded Wire: 6-FT - Black, White, Green	EA	1	BRL	100	100	10	Yes	175
EPW1464-1/2	10313	4-14 AWG Stranded Wire: 6-FT - Black, Red, White, Green	EA	1	BRL	100	100	10	Yes	180

### UNITS OF MEASURE KEY

Order Unit: The Unit to be ordered; Order Qty: Number of pieces in each Unit; Unit Pkg: Packaging types - BG (Bag), BX (Box), BRL (Barrel); Units/Case: Unit packages contained in the Case; TL Case Qty: The total number of items in each Master Case; Min Order Qty: The smallest Unit that can be ordered; MM Req: Must order multiples of the Unit in the stated quantities; Ship Wt (Lbs): Total weight of the units per Carton

[www.engproducts.com](http://www.engproducts.com)

5401 SMETANA DRIVE | MINNETONKA, MN 55343

P 800.336.1976 | F 800.336.2801

Specifications subject to change without prior notice.



**ENGINEERED PRODUCTS CO.**

# FIXTURE WHIPS

## STANDARD FIXTURE WHIP PART NUMBERS (CONTINUED)

Catalog Number	UPC Number	Description	Order Unit	Unit Qty	Unit Pkg	Units/Case	TL Case Qty	Min Order Qty	MM Req	Ship Wt (Lbs)
<b>Solid Wire Fixture Whips With Die Cast Screw-In Connectors - 1/2" (.5") Conduit</b>										
EPW1263S-1/2	10314	3-12 AWG Solid Wire: 6-FT - Black, White, Green	EA	1	BRL	100	100	10	Yes	186
EPW1264S-1/2	10289	4-12 AWG Solid Wire: 6-FT - Black, Red, White, Green	EA	1	BRL	100	100	10	Yes	195
EPW1463S-1/2	10575	3-14 AWG Solid Wire: 6-FT - Black, White, Green	EA	1	BRL	100	100	10	Yes	175
EPW1464S-1/2	10577	4-14 AWG Solid Wire: 6-FT - Black, Red, White, Green	EA	1	BRL	100	100	10	Yes	180
<b>Stranded Wire Fixture Whips With Die Cast Snap-In Connectors - 3/8" (.375") Conduit</b>										
EPW1263AD	10556	3-12 AWG Stranded Wire: 6-FT - Black, White, Green	EA	1	BRL	100	100	10	Yes	190
EPW1264AD	10558	4-12 AWG Stranded Wire: 6-FT - Black, Red, White, Green	EA	1	BRL	100	100	10	Yes	170
EPW1462AD	10560	2-14 AWG Stranded Wire: 6-FT - Black, White	EA	1	BRL	100	100	10	Yes	160
EPW1463AD	10369	3-14 AWG Stranded Wire: 6-FT - Black, White, Green	EA	1	BRL	100	100	10	Yes	170
EPW1464AD	10442	4-14 AWG Stranded Wire: 6-FT - Black, Red, White, Green	EA	1	BRL	100	100	10	Yes	180
EPW1662AD	10566	2-16 AWG Stranded Wire: 6-FT - Black, White	EA	1	BRL	100	100	10	Yes	155
EPW1663AD	10517	3-16 AWG Stranded Wire: 6-FT - Black, White, Green	EA	1	BRL	100	100	10	Yes	165
EPW1664AD	10568	4-16 AWG Stranded Wire: 6-FT - Black, Red, White, Green	EA	1	BRL	100	100	10	Yes	175
EPW1862AD	10569	2-18 AWG Stranded Wire: 6-FT - Black, White	EA	1	BRL	100	100	10	Yes	155
EPW1863AD	10281	3-18 AWG Stranded Wire: 6-FT - Black, White, Green	EA	1	BRL	100	100	10	Yes	160
EPW1864AD	10280	4-18 AWG Stranded Wire: 6-FT - Black, Red, White, Green	EA	1	BRL	100	100	10	Yes	170
<b>Solid Wire Fixture Whips With Die Cast Snap-In Connectors - 3/8" (.375") Conduit</b>										
EPW1263SAD	10557	3-12 AWG Solid Wire: 6-FT - Black, White, Green	EA	1	BRL	100	100	10	Yes	190
EPW1264SAD	10559	4-12 AWG Solid Wire: 6-FT - Black, Red, White, Green	EA	1	BRL	100	100	10	Yes	170
EPW1462SAD	10561	2-14 AWG Solid Wire: 6-FT - Black, White	EA	1	BRL	100	100	10	Yes	160
EPW1463SAD	10450	3-14 AWG Solid Wire: 6-FT - Black, White, Green	EA	1	BRL	100	100	10	Yes	170
EPW1464SAD	10529	4-14 AWG Solid Wire: 6-FT - Black, Red, White, Green	EA	1	BRL	100	100	10	Yes	180
EPW1862SAD	10570	2-18 AWG Solid Wire: 6-FT - Black, White	EA	1	BRL	100	100	10	Yes	155
EPW1863SAD	10367	3-18 AWG Solid Wire: 6-FT - Black, White, Green	EA	1	BRL	100	100	10	Yes	160
EPW1864SAD	10368	4-18 AWG Solid Wire: 6-FT - Black, Red, White, Green	EA	1	BRL	100	100	10	Yes	170
<b>Stranded Wire Fixture Whips With Polycarbonate Snap-In Connectors - 3/8" (.375") Conduit</b>										
EPW1263A	10319	3-12 AWG Stranded Wire: 6-FT - Black, White, Green	EA	1	BRL	100	100	10	Yes	190
EPW1463A	10317	3-14 AWG Stranded Wire: 6-FT - Black, White, Green	EA	1	BRL	100	100	10	Yes	170
EPW1464A	10326	4-14 AWG Stranded Wire: 6-FT - Black, Red, White, Green	EA	1	BRL	100	100	10	Yes	180
EPW1662A	10323	2-16 AWG Stranded Wire: 6-FT - Black, White	EA	1	BRL	100	100	10	Yes	155
EPW1663A	10324	3-16 AWG Stranded Wire: 6-FT - Black, White, Green	EA	1	BRL	100	100	10	Yes	165
EPW1664A	10325	4-16 AWG Stranded Wire: 6-FT - Black, Red, White, Green	EA	1	BRL	100	100	10	Yes	175
EPW1862A	10320	2-18 AWG Stranded Wire: 6-FT - Black, White	EA	1	BRL	100	100	10	Yes	155
EPW1863A	10321	3-18 AWG Stranded Wire: 6-FT - Black, White, Green	EA	1	BRL	100	100	10	Yes	160
EPW1864A	10322	4-18 AWG Stranded Wire: 6-FT - Black, Red, White, Green	EA	1	BRL	100	100	10	Yes	170
<b>Solid Wire Fixture Whips With Polycarbonate Snap-In Connectors - 3/8" (.375") Conduit</b>										
EPW1262SA	10347	2-12 AWG Solid Wire: 6-FT - Black, White	EA	1	BRL	100	100	10	Yes	175
EPW1263SA	10348	3-12 AWG Solid Wire: 6-FT - Black, White, Green	EA	1	BRL	100	100	10	Yes	190
EPW1463SA	10345	3-14 AWG Solid Wire: 6-FT - Black, White, Green	EA	1	BRL	100	100	10	Yes	170
EPW1464SA	10346	4-14 AWG Solid Wire: 6-FT - Black, Red, White, Green	EA	1	BRL	100	100	10	Yes	180
EPW1663SA	10342	3-16 AWG Solid Wire: 6-FT - Black, White, Green	EA	1	BRL	100	100	10	Yes	165
EPW1664SA	10343	4-16 AWG Solid Wire: 6-FT - Black, Red, White, Green	EA	1	BRL	100	100	10	Yes	175
EPW1863SA	10339	3-18 AWG Solid Wire: 6-FT - Black, White, Green	EA	1	BRL	100	100	10	Yes	160
EPW1864SA	10340	4-18 AWG Solid Wire: 6-FT - Black, Red, White, Green	EA	1	BRL	100	100	10	Yes	170

### UNITS OF MEASURE KEY

**Order Unit:** The Unit to be ordered; **Order Qty:** Number of pieces in each Unit; **Unit Pkg:** Packaging types - BG (Bag), BX (Box), BRL (Barrel); **Units/Case:** Unit packages contained in the Case; **TL Case Qty:** The total number of items in each Master Case; **Min Order Qty:** The smallest Unit that can be ordered; **MM Req:** Must order multiples of the Unit in the stated quantities; **Ship Wt (Lbs):** Total weight of the units per Carton

Specifications subject to change without prior notice.



## RETROFIT FIXTURE WHIPS WITH DIE CAST SCREW-IN CONNECTORS

- UL Listed as a complete wire assembly that complies with the 2017 National Electrical Code: Articles 348.20(A)(2), 348.22, 410.117(A), (B) and (C), and 410.137(C). File #E87199.
- Labor saving Fixture Whips that expedite the installation process when contractors upgrade existing fluorescent luminaires with new energy saving ballast.
- All stranded and solid wire conductors are stripped 5/8" (.625") from the end of the conductor and securely tied to prevent damage to the conductors and eliminate lost lock nuts.
- Includes Die Cast Screw-In Connectors on each end.



Meets the requirements of the 2017 National Electrical Code: Article 410.137(C) as follows:

*Wired luminaire sections are paired, with a ballast(s) supplying a lamp or lamps in both. For interconnection between paired units, it shall be permissible to use metric designator 12 (trade size 3/8") flexible metal conduit in lengths not exceeding 7.5 m (25-ft) in conformance with Article 348. Luminaire wire operating at line voltage, supplying only the ballast(s) of one of the paired luminaires, shall be permitted in the same raceway as the lamp supply wires of the paired luminaires. See Figure 1.*

Catalog Number	UPC Number	Description	Order Unit	Unit Qty	Unit Pkg	Units/Case	TL Case Qty	Min Order Qty	MM Req	Ship Wt (Lbs)
<b>Stranded Wire Retrofit Fixture Whips</b>										
EPW18103	10400	3-18 AWG Stranded Wire: 3/8" Conduit, 10-FT Length - Black, White, Green	EA	1	BRL	100	100	10	Yes	133
EPW18104	10402	4-18 AWG Stranded Wire: 3/8" Conduit, 10-FT Length - Black, Red, White, Green	EA	1	BRL	100	100	10	Yes	142
<b>Solid Wire Retrofit Fixture Whips</b>										
EPW18103S	10401	3-18 AWG Solid Wire: 3/8" Conduit, 10-FT Length - Black, White, Green	EA	1	BRL	100	100	10	Yes	133
EPW18104S	10403	2-16 AWG Solid Wire: 3/8" Conduit, 10-FT Length - Black, Red, White, Green	EA	1	BRL	100	100 </td <td>10</td> <td>Yes</td> <td>142</td>	10	Yes	142

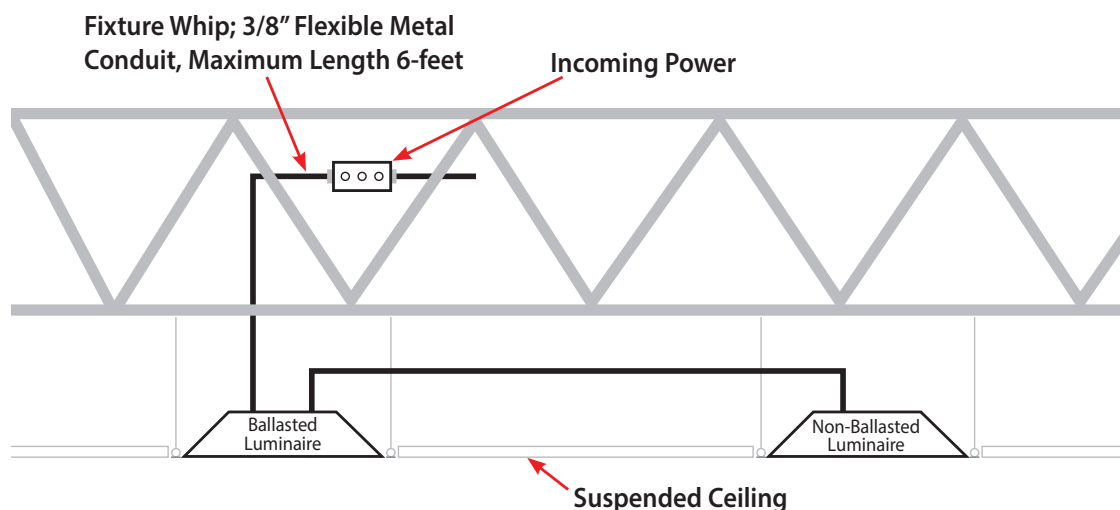


Figure 1: Allowable application for a Flexible Metal Conduit (FMC) Fixture Whip with a maximum 25-foot restriction.

### UNITS OF MEASURE KEY


**Order Unit:** The Unit to be ordered; **Order Qty:** Number of pieces in each Unit; **Unit Pkg:** Packaging types - BG (Bag), BX (Box), BRL (Barrel); **Units/Case:** Unit packages contained in the Case; **TL Case Qty:** The total number of items in each Master Case; **Min Order Qty:** The smallest Unit that can be ordered; **MM Req:** Must order multiples of the Unit in the stated quantities; **Ship Wt (Lbs):** Total weight of the units per Carton

Specifications subject to change without prior notice.

# FIXTURE WHIPS

## QUIKWHIP FIXTURE WHIPS

- UL Listed as a complete wire assembly that complies with the 2017 National Electrical Code: Articles 348.20(A)(2), 348.22, 410.117(A), (B) and (C), and 410.137(C). File #E87199.
- Pre-attached connectors add speed and dependability.
- No tools required! A cost-effective solution that eliminates lock nuts and wire nuts.
- Average Time Savings: 45% or up to three (3) minutes per luminaire installation.
- Approximate "installed" cost savings per luminaire: \$2.00 - \$3.00.
- Solid or Stranded THHN Conductors enclosed in 6-feet of 3/8" (.375") Flexible Metal Conduit — Standard.



**QuikWhip Fixture Whips Part Number Reference Example: EPW 1 8 6 4 S A D P 2 - H N G**

18 = Wire Gauge; 6 = Length (in feet); 4 = Wires; S = Solid Wire; AD = Die Cast Snap-In Connector; P = Pushwire Style Connector; 2 = Each End.

WAGO Connectors will be pre-attached to each end of the QuikWhip on the HOT, Neutral and Ground wires. HNG = Hot/Neutral/Ground.

Catalog Number	UPC Number	Description	Order Unit	Unit Qty	Unit Pkg	Units/Case	TL Case Qty	Min Order Qty	MM Req	Ship Wt (Lbs)
<b>Stranded Wire QuikWhips</b>										
EPW1463ADP2-HNG	10531	3-14 AWG: 6-FT - Black, White, Green	EA	1	BRL	100	100	10	Yes	171
EPW1464ADP2-HNG	10532	4-14 AWG: 6-FT - Black, Red, White, Green	EA	1	BRL	100	100	10	Yes	171
<b>Solid Wire QuikWhips</b>										
EPW1263SADP1-HN	10548	3-12 AWG: 6-FT - Black, White, Green	EA	1	BRL	100	100	10	Yes	191
EPW1263SADP2-HNG	10535	3-12 AWG: 6-FT - Black, White, Green	EA	1	BRL	100	100	10	Yes	191
EPW1863SADP2-HNG	10533	3-18 AWG: 6-FT - Black, White, Green	EA	1	BRL	100	100	10	Yes	161
EPW1864SADP2-HNG	10534	4-18 AWG: 6-FT - Black, Red, White, Green	EA	1	BRL	100	100	10	Yes	171

### UNITS OF MEASURE KEY

**Order Unit:** The Unit to be ordered; **Order Qty:** Number of pieces in each Unit; **Unit Pkg:** Packaging types - BG (Bag), BX (Box), BRL (Barrel); **Units/Case:** Unit packages contained in the Case; **TL Case Qty:** The total number of items in each Master Case; **Min Order Qty:** The smallest Unit that can be ordered; **MM Req:** Must order multiples of the Unit in the stated quantities; **Ship Wt (Lbs):** Total weight of the units per Carton

Specifications subject to change without prior notice.

**CUSTOM FIXTURE WHIP ORDER FORM**

We will build "Labor Saving" Fixture Whips to your specifications. Please use the information below to specify your non-Catalog Custom Fixture Whip requirements. Complete this form and fax to:

**Engineered Products Company, Attention: Inside Sales Department, FAX: 952.767.8786**

If you need a quote on more than one Custom Fixture Whip, please complete a separate form for each variation.

Distributor: \_\_\_\_\_ Contact: \_\_\_\_\_

Address: \_\_\_\_\_ City: \_\_\_\_\_ State/Zip: \_\_\_\_\_

Sales Agency: \_\_\_\_\_ Contact Name: \_\_\_\_\_ Target Price (\$): \_\_\_\_\_

Wire (TFFN or THHN):  Solid  Stranded Wire Lead Length:  6-inch  12-inch  Other (specify) \_\_\_\_\_

Wire Gauge:  12  14  16  18 Connector Type:  Left End  Right End (specify) \_\_\_\_\_

Select a connector type (number) for each Fixture Whip from the Connector Reference Guide shown below.

Wire Colors:  Black  White  Red Conduit Material:  3/8-inch  1/2-inch (Flexible Metal, Steel)

Green  Blue  Grey \*Liquid Tight Conduit:  3/8-inch  1/2-inch

Brown  Purple  Pink Insulated Throat:  Yes  No

Orange  Yellow  Other\* (specify): \_\_\_\_\_

Conduit Length:  6-Foot  8-Foot  10-Foot  12-Foot  Other\* \_\_\_\_\_ \*require longer lead times

Quantity Needed: \_\_\_\_\_ Requested Shipping Date: \_\_\_\_\_

Description: \_\_\_\_\_

If your application requires a Connector other than what is shown in the Reference Guide, please indicate the following:

Connector Type: \_\_\_\_\_  
 Manufacturer: \_\_\_\_\_  
 Part Number: \_\_\_\_\_


**Push-in Wire Connectors:** Select wire color AND choose which end requires a Push-in Wire Connector:




- |                                   |                                    |                                 |                                   |                                    |                                 |                                   |                                    |                               |
|-----------------------------------|------------------------------------|---------------------------------|-----------------------------------|------------------------------------|---------------------------------|-----------------------------------|------------------------------------|-------------------------------|
| <input type="checkbox"/> Left End | <input type="checkbox"/> Right End | <input type="checkbox"/> Black  | <input type="checkbox"/> Left End | <input type="checkbox"/> Right End | <input type="checkbox"/> White  | <input type="checkbox"/> Left End | <input type="checkbox"/> Right End | <input type="checkbox"/> Red  |
| <input type="checkbox"/> Left End | <input type="checkbox"/> Right End | <input type="checkbox"/> Green  | <input type="checkbox"/> Left End | <input type="checkbox"/> Right End | <input type="checkbox"/> Blue   | <input type="checkbox"/> Left End | <input type="checkbox"/> Right End | <input type="checkbox"/> Grey |
| <input type="checkbox"/> Left End | <input type="checkbox"/> Right End | <input type="checkbox"/> Brown  | <input type="checkbox"/> Left End | <input type="checkbox"/> Right End | <input type="checkbox"/> Purple | <input type="checkbox"/> Left End | <input type="checkbox"/> Right End | <input type="checkbox"/> Pink |
| <input type="checkbox"/> Left End | <input type="checkbox"/> Right End | <input type="checkbox"/> Orange | <input type="checkbox"/> Left End | <input type="checkbox"/> Right End | <input type="checkbox"/> Yellow |                                   |                                    |                               |

**CONNECTOR REFERENCE GUIDE**


Common connectors used on pre-made assembly.



Size: 3/8": P/N E00-001-002  
 1/2": P/N E00-026-000  
 Type: Screw-in  
 Material: Die Cast  
 Insulated: Yes or No (circle one)



Size: 3/8": P/N E00-003-000  
 1/2": P/N E00-005-000  
 Type: Screw-in/Snap-in  
 Material: Die Cast  
 Insulated: Yes or No (circle one)




Size: 3/8": P/N E00-003-001  
 Type: Set Screw, Snap-in  
 Material: Die Cast  
 Insulated: No



Size: 3/8": P/N E00-041-000  
 1/2": P/N E00-042-000  
 Type: Set Screw, Squeeze  
 Material: Die Cast  
 Insulated: No




Size: 3/8": P/N E00-002-000  
 1/2": P/N E00-013-000  
 Type: Exterior, Snap-in  
 Material: Plastic w/Steel  
 Insulated: Yes




Size: 3/8": P/N E00-041-002  
 1/2": P/N E00-042-002  
 Type: Set Screw, Squeeze  
 Material: Steel  
 Insulated: 3/8": No  
 1/2": Yes




Size: 3/8": P/N E00-054-000  
 1/2": P/N E00-055-000  
 Type: Set Screw, Squeeze  
 Material: Steel  
 Insulated: Yes



Size: 3/8": P/N E00-007-000  
 1/2": P/N E00-010-000  
 Type: Set Screw, 90°  
 Material: Die Cast  
 Insulated: Yes or No (circle one)



Size: 3/8": P/N E00-015-000  
 1/2": P/N E00-005-001  
 Type: Snap-in, 90°  
 Material: Die Cast  
 Insulated: No



Size: 3/8": P/N E00-003-003  
 1/2": P/N E00-004-003  
 Type: Speed Lock Style, Snap-in  
 Material: Steel  
 Insulated: Yes

\*Note: Connectors are not sold separately. Other connectors, not listed, can be specified for your custom fixture whip. Contact our EPCO Inside Sales Department (800.336.1976 or sales@engproducts.com) for other connector options.

Specifications subject to change without prior notice.

# FIXTURE WHIPS

---

## PRODUCT WARRANTY

Unless otherwise noted, Engineered Products Company (herein known as EPCO) warrants that the products described herein, will be furnished free from defects in material and workmanship for one (1) year. Any exceptions to this Warranty Statement will be detailed within the respective warranty section in this product catalog, noted on the product itself, or the product packaging.

EPCO's sole obligation for any breach of warranty under the terms herein shall be, at our option, to repair or provide replacement for the Product to which such warranty is breached, or to return all payments made with respect to such product. Any product(s) that are deemed to be defective must be specified by the Purchaser in a written notice to EPCO's Warranty Department within one (1) year after receipt of such goods. Under no circumstances will EPCO be liable for loss of profits or incidental, indirect, consequential or special damages of any kind beyond the replacement cost of the defective merchandise.

EPCO shall not be liable for any losses arising from governmental action, an act of God, or the result of war, riot, strikes, civil commotion, sovereign conduct, or the act or conduct of any person or persons not party to or associated with EPCO.

**Distributed By:**

E02-150-001 B1 (05/18-BB)  
©2018 Engineered Products Company. All Rights Reserved.

---

[www.engproducts.com](http://www.engproducts.com)

5401 SMETANA DRIVE | MINNETONKA, MN 55343

P 800.336.1976 | F 800.336.2801

Specifications subject to change without prior notice.



**ENGINEERED  
PRODUCTS CO.**