

## PRODUCT INFORMATION

## EXIT SIGNS



**Intended Use**  
Ideal for applications requiring general-purpose emergency lighting.

**Construction**  
Thermoplastic housing.

Dual voltage 120/277VAC.

LED illuminated exit features low energy consumption.

Fully assembled single-face exit with extra faceplate.

Universal (top, end or back) mounting with canopy included.

Battery back-up models provided with test switch and status indicator for visual and

manual means of monitoring system operation.

One-year warranty.

**Listings**  
UL Listed.

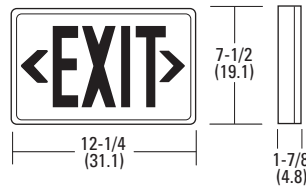
CONTRACTOR  
**SELECT** lightquick **XD**

## ORDERING INFORMATION

For additional product information, visit [www.lithonia.com](http://www.lithonia.com).

CATALOG NUMBER	DESCRIPTION	VOLTS	AMPS	WATTS	STANDARD CARTON QTY.
EXR M6	Red	120	.03	3.8	6
EXR M6	Red	277	.02	3.8	6
EXG M6	Green	120	.03	3.8	6
EXG M6	Green	277	.02	3.8	6
EXR EL M6	Red with backup battery	120	.03	3.8	6
EXR EL M6	Red with backup battery	277	.02	3.8	6
EXG EL M6	Green with backup battery	120	.03	3.8	6
EXG EL M6	Green with backup battery	277	.02	3.8	6

Drawings are for dimensional detail only and may not represent actual mechanical configuration. Dimensions are shown in inches (centimeters) unless otherwise noted.



## PRODUCT INFORMATION

## EXIT-UNIT COMBOS



**Intended Use**  
Ideal for applications requiring general-purpose emergency lighting.

**Construction**  
Thermoplastic housing.

Dual voltage 120/277VAC.

LED illuminated combo sign features low energy consumption.

Fully assembled single-face combo comes with optional extra faceplate.

Top or back mounting capabilities. Canopy provided.

Two 5.4W lamps to provide emergency lighting for 90 minutes, included. High-output option yields 12W extra capacity.

Provided with test switch and status indicator for visual and manual means of monitoring system operation.

One-year warranty.

**Listings**  
UL Listed.

CONTRACTOR  
**SELECT** lightquick **XD**

## ORDERING INFORMATION

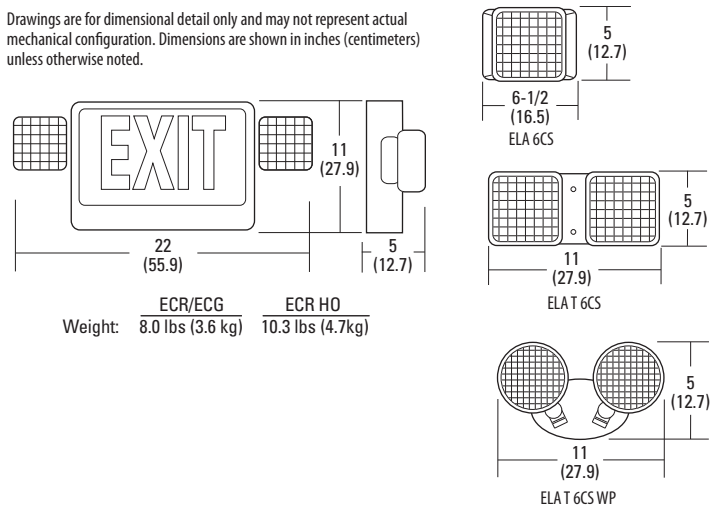
For additional product information, visit [www.lithonia.com](http://www.lithonia.com).

CATALOG NUMBER	DESCRIPTION	VOLTS	AMPS	WATTS <sup>1</sup>	STANDARD CARTON QTY.
ECR M6	Red	120	.1	5.4	6
ECR M6	Red	277	.05	5.4	6
ECG M6	Green	120	.1	5.4	6
ECG M6	Green	277	.05	5.4	6
ECR HO M6	Red, high output	120	.12	5.4	6
ECR HO M6	Red, high output	277	.06	5.4	6

**ACCESSORIES**  
ORDER SEPARATELY

CATALOG NUMBER	DESCRIPTION	VOLTS	WATTS <sup>1</sup>	STANDARD CARTON QTY.
ELA 6CS M12	Single remote head	6	5.4	12
ELAT 6CS M12	Double remote head	6	5.4	12
ELAT 6CS WP M12	Double remote head, weather proof	6	5.4	12

Drawings are for dimensional detail only and may not represent actual mechanical configuration. Dimensions are shown in inches (centimeters) unless otherwise noted.



Weight:  $\frac{\text{ECR/ECG}}{8.0 \text{ lbs (3.6 kg)}}$   $\frac{\text{ECR HO}}{10.3 \text{ lbs (4.7kg)}}$

**Notes**  
1 Per lamp head.

## PRODUCT INFORMATION

## EXIT SIGNS



**Intended Use**  
Ideal for applications requiring general-purpose emergency lighting.

**Construction**  
Thermoplastic housing.

Dual voltage 120/277VAC.

LED illuminated exit features low energy consumption.

Fully assembled single-face exit with extra faceplate.

Universal (top, end or back) mounting with canopy included.

Battery back-up models provided with test switch and status indicator for visual and

manual means of monitoring system operation.

One-year warranty.

**Listings**  
UL Listed.

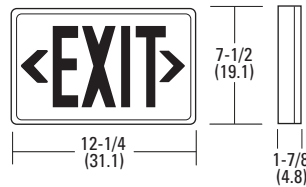
CONTRACTOR  
**SELECT** lightquick **XD**

## ORDERING INFORMATION

For additional product information, visit [www.lithonia.com](http://www.lithonia.com).

CATALOG NUMBER	DESCRIPTION	VOLTS	AMPS	WATTS	STANDARD CARTON QTY.
EXR M6	Red	120	.03	3.8	6
EXR M6	Red	277	.02	3.8	6
EXG M6	Green	120	.03	3.8	6
EXG M6	Green	277	.02	3.8	6
EXR EL M6	Red with backup battery	120	.03	3.8	6
EXR EL M6	Red with backup battery	277	.02	3.8	6
EXG EL M6	Green with backup battery	120	.03	3.8	6
EXG EL M6	Green with backup battery	277	.02	3.8	6

Drawings are for dimensional detail only and may not represent actual mechanical configuration. Dimensions are shown in inches (centimeters) unless otherwise noted.



## PRODUCT INFORMATION

## EXIT-UNIT COMBOS



**Intended Use**  
Ideal for applications requiring general-purpose emergency lighting.

**Construction**  
Thermoplastic housing.

Dual voltage 120/277VAC.

LED illuminated combo sign features low energy consumption.

Fully assembled single-face combo comes with optional extra faceplate.

Top or back mounting capabilities. Canopy provided.

Two 5.4W lamps to provide emergency lighting for 90 minutes, included. High-output option yields 12W extra capacity.

Provided with test switch and status indicator for visual and manual means of monitoring system operation.

One-year warranty.

**Listings**  
UL Listed.

CONTRACTOR  
**SELECT** lightquick **XD**

## ORDERING INFORMATION

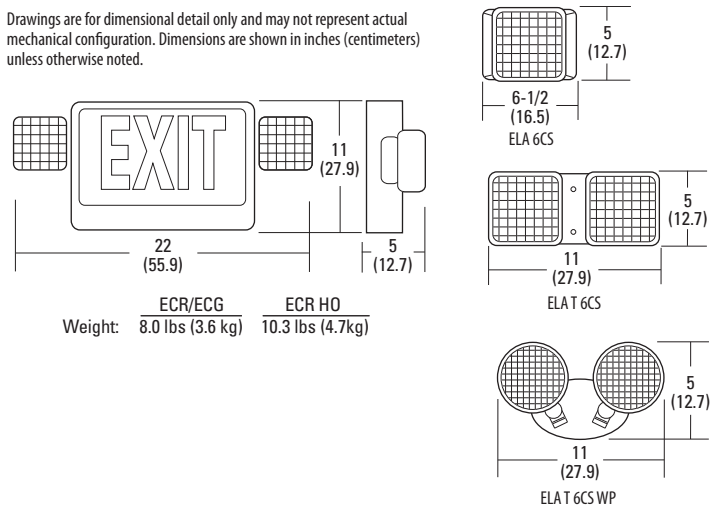
For additional product information, visit [www.lithonia.com](http://www.lithonia.com).

CATALOG NUMBER	DESCRIPTION	VOLTS	AMPS	WATTS <sup>1</sup>	STANDARD CARTON QTY.
ECR M6	Red	120	.1	5.4	6
ECR M6	Red	277	.05	5.4	6
ECG M6	Green	120	.1	5.4	6
ECG M6	Green	277	.05	5.4	6
ECR HO M6	Red, high output	120	.12	5.4	6
ECR HO M6	Red, high output	277	.06	5.4	6

**ACCESSORIES**  
ORDER SEPARATELY

CATALOG NUMBER	DESCRIPTION	VOLTS	WATTS <sup>1</sup>	STANDARD CARTON QTY.
ELA 6CS M12	Single remote head	6	5.4	12
ELAT 6CS M12	Double remote head	6	5.4	12
ELAT 6CS WP M12	Double remote head, weather proof	6	5.4	12

Drawings are for dimensional detail only and may not represent actual mechanical configuration. Dimensions are shown in inches (centimeters) unless otherwise noted.



Weight:  $\frac{\text{ECR/ECG}}{8.0 \text{ lbs (3.6 kg)}}$   $\frac{\text{ECR HO}}{10.3 \text{ lbs (4.7kg)}}$

**Notes**  
1 Per lamp head.