

# Sealing Fittings

## Explosionproof; Dust-Ignitionproof

UNILETS® for Use with Threaded Rigid Metal Conduit and IMC.

### Applications

- Prevent passage of gases, vapors or flames from one portion of conduit system to another. Restrict any explosion to the sealed off enclosure. Prevent pressure piling within conduit system.
- Required in Class I, Division 1 and 2 locations within 18" of enclosures containing apparatus that may cause arcs, sparks or high temperatures.
- Required in Class I, Division 1 and 2 locations where 2" or larger conduit enters enclosure, fitting housing terminals, splices or taps.
- Required in Class I, Division 1 and 2 locations at the boundary where conduit leaves classified location.
- Required in Class I, Division 1 and 2 locations where two or more enclosures are connected by 36" or less conduit. Seal must be located within 18" of either enclosure.
- Required where cables (which exceed rate of gas or vapor transmission permitted for seals) are used in Class I, Division 2 locations.

### Features

- Explosionproof, dust-ignitionproof, raintight.
- Smooth, rounded integral bushing in each hub protects conductor insulation.
- Accurately tapped, tapered threads for tight, rigid joints and ground continuity.
- Removable nipple in male sealing fitting may be used interchangeably in top or bottom hub.
- EYS—for sealing vertical conduit. Large opening for damming and filling.
- Expanded fill EYSEF/EYDEF— allow up to 40% conduit fill in compliance with the National Electrical Code.
- EYSF/EYSM—for sealing vertical conduit. Large opening for damming and filling.
- ESUF/ESUM for sealing vertical or horizontal conduit. Pouring spout rotates 90°. Removable cover provides full access for damming 2-1/2" thru 4" sizes have threaded cover openings for damming.
- EYF/EYM—close radius type for sealing vertical or horizontal conduit runs.
- EYDM Drain Sealing Fittings—close radius type for sealing vertical conduit runs. Access cover has drain valve for automatic draining of water accumulation above the seal.
- UL Listed for use with Kwiko® A Sealing Compound. Also listed with certain competitors sealing cement, contact factory for details.

### Standard Materials

- EYSF/EYSM, EYF/EYM and EYDM Seals: malleable iron or Almag 35 aluminum
- EYS, EYSEF/EYDEF, and ESUF/ESUM: malleable iron
- EYD and EYS Seals: Grayloy®-iron

### Standard Finishes

- Malleable iron and Grayloy®-iron products have triple-coat — (1) zinc electroplate, (2) chromate, and (3) epoxy powder coat,
- Almag 35 aluminum products have epoxy powder coat

### Certifications and Compliances

- UL Standard: 886 (1203)
- UL Listed: E10444
- CSA Standard: C22.2 No. 30
- CSA Certified: 065181

### Options

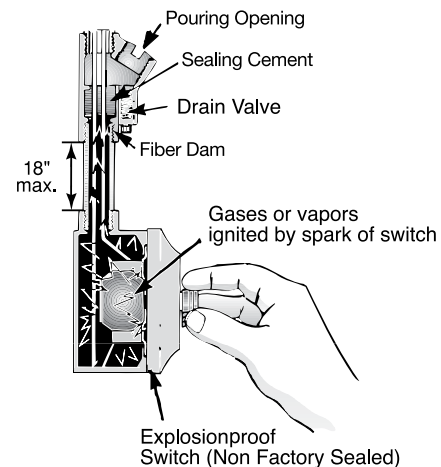
- PVC coating available on select sealing fittings. Add suffix **-PVC** to catalog number.

### Related Products

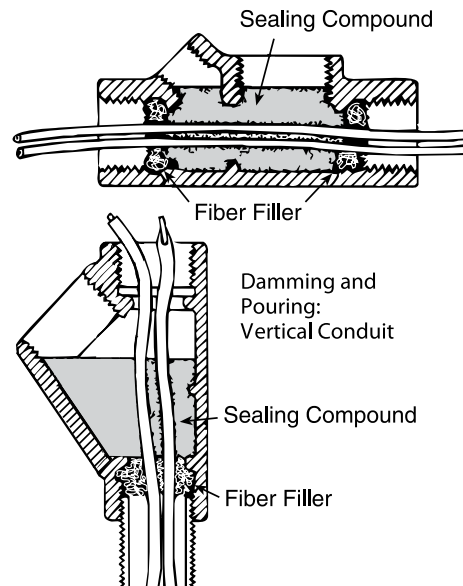
- Kwiko® A sealing cement and fiber filler

### Illustrated Features

Sealing fittings prevent passage of gases, vapors or flames from one portion of a conduit system to another. They also restrict large amounts of ignitable gases or vapors from accumulating to confine explosive pressure.



Appleton sealing fittings are suitable for Class I and II locations. EYS, SF and EYD are for sealing vertical conduit. EY and ESU are for sealing vertical and horizontal conduit. SF and EYD also have drain valves.



# EY 25% <sup>o</sup> Fill Vertical and Horizontal Conduit Sealing Fittings for Close Turning Radius

## Explosionproof, Dust-Ignitionproof, Raintight

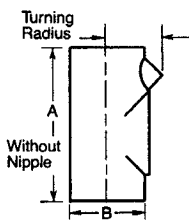
UNILETS<sup>®</sup> for Use with Threaded Rigid Metal Conduit and IMC.

Class I, Division 1 and 2 Groups A  $\diamond$ , B  $\blacklozenge$ , C, D  
 Class II, Division 1 and 2 Groups E, F, G  
 Class III

Fittings

FITTINGS: HAZARDOUS SEALING FITTINGS

	Trade Size (Inches)	Inches/Millimeters			Kwiko <sup>®</sup> A Cement Required Ounces/Grams	Catalog Number	
		A (Length)	B (Width)	Turning Radius $\text{\textcircled{2}}$		Malleable Iron	Almag 35 Aluminum
<b>Female</b>							
	1/2	3.50/88.9	1.19/30.2	1.06/26.9	1.00/28.4	EYF-50 $\diamond$ $\text{\textcircled{3}}$	EYF-50AL $\diamond$ $\text{\textcircled{3}}$
	3/4	3.50/88.9	1.38/35.0	1.19/30.2	2.00/56.7	EYF-75 $\diamond$ $\text{\textcircled{3}}$	EYF-75AL $\diamond$ $\text{\textcircled{3}}$
	1	4.25/107.9	1.75/44.4	1.38/35.0	4.00/113.4	EYF-100 $\diamond$ $\text{\textcircled{3}}$	EYF-100AL $\diamond$ $\text{\textcircled{3}}$
	1-1/4	4.94/125.4	2.00/50.8	1.75/44.4	7.00/198.4	EYF-125 $\blacklozenge$ $\text{\textcircled{3}}$	EYF-125AL $\text{\textcircled{3}}$
	1-1/2	5.50/139.7	2.38/60.4	2.06/52.3	13.00/368.5	EYF-150 $\blacklozenge$ $\text{\textcircled{3}}$	EYF-150AL $\text{\textcircled{3}}$
	2	6.13/155.7	2.88/73.1	2.31/58.6	22.00/623.7	EYF-200 $\blacklozenge$ $\text{\textcircled{3}}$	EYF-200AL $\text{\textcircled{3}}$
	2-1/2	7.50/190.5	3.38/85.8	2.69/68.3	36.00/1020.6	EYF-250 $\blacklozenge$ $\text{\textcircled{3}}$	EYF-250AL $\text{\textcircled{3}}$
	3	8.13/206.5	4.13/104.9	3.13/79.5	61.00/1729.3	EYF-300 $\blacklozenge$ $\text{\textcircled{3}}$	EYF-300AL $\text{\textcircled{3}}$
	3-1/2	8.94/227.0	4.75/120.6	3.44/87.3	89.00/2523.1	EYF-350 $\blacklozenge$	EYF-350AL
	4	9.38/238.2	5.13/130.3	3.69/93.7	114.00/3231.8	EYF-400 $\blacklozenge$ $\text{\textcircled{3}}$	EYF-400AL $\text{\textcircled{3}}$
	5	10.81/274.5	6.25/158.7	4.69/119.1	202.00/5726.6	EYF-500 $\text{\textcircled{4}}$	—
	6	11.81/299.9	7.31/185.6	5.38/136.6	230.00/6520.4	EYF-600 $\text{\textcircled{4}}$	—
<b>Male/Female (Removable Male Nipple)</b>							
	1/2	3.50/88.9	1.19/30.2	1.06/26.9	1.00/28.4	EYM-50 $\diamond$ $\text{\textcircled{3}}$	EYM-50AL $\diamond$ $\text{\textcircled{3}}$
	3/4	3.50/88.9	1.38/35.0	1.19/30.2	2.00/56.7	EYM-75 $\diamond$ $\text{\textcircled{3}}$	EYM-75AL $\diamond$ $\text{\textcircled{3}}$
	1	4.25/107.9	1.75/44.4	1.38/35.0	4.00/113.4	EYM-100 $\diamond$ $\text{\textcircled{3}}$	EYM-100AL $\diamond$ $\text{\textcircled{3}}$
	1-1/4	4.94/125.4	2.00/50.8	1.75/44.4	7.00/198.4	EYM-125 $\blacklozenge$ $\text{\textcircled{3}}$	EYM-125AL $\text{\textcircled{3}}$
	1-1/2	5.50/139.7	2.38/60.4	2.06/52.3	13.00/368.5	EYM-150 $\blacklozenge$ $\text{\textcircled{3}}$	EYM-150AL $\text{\textcircled{3}}$
	2	6.13/155.7	2.88/73.1	2.31/58.6	22.00/623.7	EYM-200 $\blacklozenge$ $\text{\textcircled{3}}$	EYM-200AL $\text{\textcircled{3}}$
	2-1/2	7.50/190.5	3.38/85.8	2.69/68.3	36.00/1020.6	EYM-250 $\blacklozenge$ $\text{\textcircled{3}}$	EYM-250AL $\text{\textcircled{3}}$
	3	8.13/206.5	4.13/104.9	3.13/79.5	61.00/1729.3	EYM-300 $\blacklozenge$ $\text{\textcircled{3}}$	EYM-300AL $\text{\textcircled{3}}$
	3-1/2	8.94/227.0	4.75/120.6	3.44/87.3	89.00/2523.1	EYM-350 $\blacklozenge$	EYM-350AL
	4	9.38/238.2	5.13/130.3	3.69/93.7	114.00/3231.8	EYM-400 $\blacklozenge$ $\text{\textcircled{3}}$	EYM-400AL $\text{\textcircled{3}}$
	5	10.81/274.5	6.25/158.7	4.69/119.1	202.00/5726.6	EYM-500 $\text{\textcircled{4}}$	—
	6	11.81/299.9	7.31/185.6	5.38/136.6	230.00/6520.4	EYM-600 $\text{\textcircled{4}}$	—



$\text{\textcircled{1}}$  Per NEC 501.15(C)(6), seals in Class I, Division 1 and 2 must be limited to conductor fill of 25% of cross sectional area of a rigid metal conduit of the same trade size unless approved for higher percentage fill. See 40% fill sealing fittings.

$\text{\textcircled{2}}$  Turning radius with cover or plug removed.

$\text{\textcircled{3}}$  PVC coating available on select sealing fittings. Add suffix -PVC to catalog number.

$\text{\textcircled{4}}$  Not UL Listed. CSA Certified only.

$\diamond$  Indicates items in the shaded area which are UL Listed for Class I, Groups A, B, C, D; Class II, Groups E, F, G; and Class III.

$\blacklozenge$  Indicated items in the shaded area which are UL Listed for Class I, Groups B, C, D; Class II, Groups E, F, G; and Class III.

# Sealing Fittings

## Explosionproof; Dust-Ignitionproof

UNILETS® for Use with Threaded Rigid Metal Conduit and IMC.

### Applications

- Prevent passage of gases, vapors or flames from one portion of conduit system to another. Restrict any explosion to the sealed off enclosure. Prevent pressure piling within conduit system.
- Required in Class I, Division 1 and 2 locations within 18" of enclosures containing apparatus that may cause arcs, sparks or high temperatures.
- Required in Class I, Division 1 and 2 locations where 2" or larger conduit enters enclosure, fitting housing terminals, splices or taps.
- Required in Class I, Division 1 and 2 locations at the boundary where conduit leaves classified location.
- Required in Class I, Division 1 and 2 locations where two or more enclosures are connected by 36" or less conduit. Seal must be located within 18" of either enclosure.
- Required where cables (which exceed rate of gas or vapor transmission permitted for seals) are used in Class I, Division 2 locations.

### Features

- Explosionproof, dust-ignitionproof, raintight.
- Smooth, rounded integral bushing in each hub protects conductor insulation.
- Accurately tapped, tapered threads for tight, rigid joints and ground continuity.
- Removable nipple in male sealing fitting may be used interchangeably in top or bottom hub.
- EYS—for sealing vertical conduit. Large opening for damming and filling.
- Expanded fill EYSEF/EYDEF— allow up to 40% conduit fill in compliance with the National Electrical Code.
- EYSF/EYSM—for sealing vertical conduit. Large opening for damming and filling.
- ESUF/ESUM for sealing vertical or horizontal conduit. Pouring spout rotates 90°. Removable cover provides full access for damming 2-1/2" thru 4" sizes have threaded cover openings for damming.
- EYF/EYM—close radius type for sealing vertical or horizontal conduit runs.
- EYDM Drain Sealing Fittings—close radius type for sealing vertical conduit runs. Access cover has drain valve for automatic draining of water accumulation above the seal.
- UL Listed for use with Kwiko® A Sealing Compound. Also listed with certain competitors sealing cement, contact factory for details.

### Standard Materials

- EYSF/EYSM, EYF/EYM and EYDM Seals: malleable iron or Almag 35 aluminum
- EYS, EYSEF/EYDEF, and ESUF/ESUM: malleable iron
- EYD and EYS Seals: Grayloy®-iron

### Standard Finishes

- Malleable iron and Grayloy®-iron products have triple-coat — (1) zinc electroplate, (2) chromate, and (3) epoxy powder coat,
- Almag 35 aluminum products have epoxy powder coat

### Certifications and Compliances

- UL Standard: 886 (1203)
- UL Listed: E10444
- CSA Standard: C22.2 No. 30
- CSA Certified: 065181

### Options

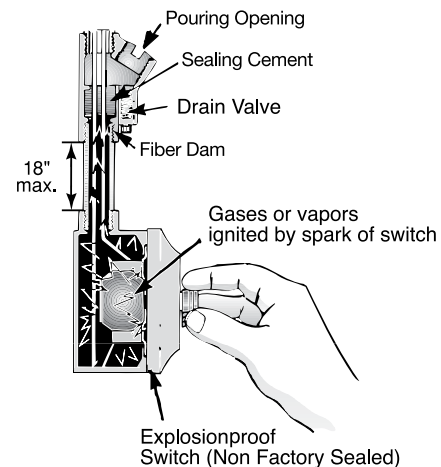
- PVC coating available on select sealing fittings. Add suffix **-PVC** to catalog number.

### Related Products

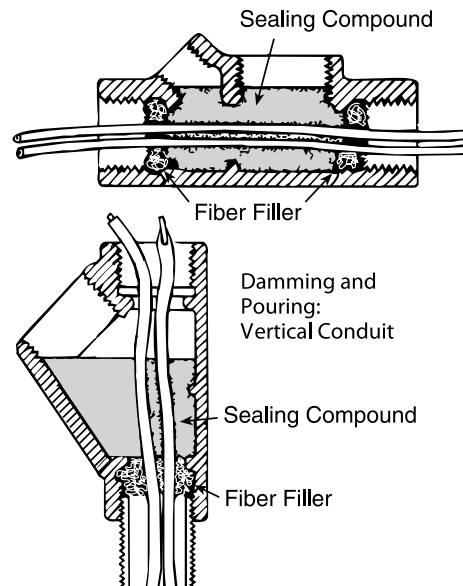
- Kwiko® A sealing cement and fiber filler

### Illustrated Features

Sealing fittings prevent passage of gases, vapors or flames from one portion of a conduit system to another. They also restrict large amounts of ignitable gases or vapors from accumulating to confine explosive pressure.



Appleton sealing fittings are suitable for Class I and II locations. EYS, SF and EYD are for sealing vertical conduit. EY and ESU are for sealing vertical and horizontal conduit. SF and EYD also have drain valves.



# EY 25% <sup>o</sup> Fill Vertical and Horizontal Conduit Sealing Fittings for Close Turning Radius





## Explosionproof, Dust-Ignitionproof, Raintight

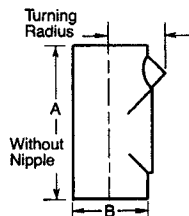
UNILETS<sup>®</sup> for Use with Threaded Rigid Metal Conduit and IMC.

Class I, Division 1 and 2 Groups A  $\diamond$ , B  $\blacklozenge$ , C, D  
 Class II, Division 1 and 2 Groups E, F, G  
 Class III

Fittings

FITTINGS: HAZARDOUS SEALING FITTINGS

	Trade Size (Inches)	Inches/Millimeters			Kwiko <sup>®</sup> A Cement Required Ounces/Grams	Catalog Number	
		A (Length)	B (Width)	Turning Radius $\text{\textcircled{2}}$		Malleable Iron	Almag 35 Aluminum
<b>Female</b>							
 1/2" — 1"   1-1/4" — 3"	1/2	3.50/88.9	1.19/30.2	1.06/26.9	1.00/28.4	EYF-50 $\diamond$ $\text{\textcircled{3}}$	EYF-50AL $\diamond$ $\text{\textcircled{3}}$
	3/4	3.50/88.9	1.38/35.0	1.19/30.2	2.00/56.7	EYF-75 $\diamond$ $\text{\textcircled{3}}$	EYF-75AL $\diamond$ $\text{\textcircled{3}}$
	1	4.25/107.9	1.75/44.4	1.38/35.0	4.00/113.4	EYF-100 $\diamond$ $\text{\textcircled{3}}$	EYF-100AL $\diamond$ $\text{\textcircled{3}}$
	1-1/4	4.94/125.4	2.00/50.8	1.75/44.4	7.00/198.4	EYF-125 $\blacklozenge$ $\text{\textcircled{3}}$	EYF-125AL $\text{\textcircled{3}}$
	1-1/2	5.50/139.7	2.38/60.4	2.06/52.3	13.00/368.5	EYF-150 $\blacklozenge$ $\text{\textcircled{3}}$	EYF-150AL $\text{\textcircled{3}}$
	2	6.13/155.7	2.88/73.1	2.31/58.6	22.00/623.7	EYF-200 $\blacklozenge$ $\text{\textcircled{3}}$	EYF-200AL $\text{\textcircled{3}}$
	2-1/2	7.50/190.5	3.38/85.8	2.69/68.3	36.00/1020.6	EYF-250 $\blacklozenge$ $\text{\textcircled{3}}$	EYF-250AL $\text{\textcircled{3}}$
	3	8.13/206.5	4.13/104.9	3.13/79.5	61.00/1729.3	EYF-300 $\blacklozenge$ $\text{\textcircled{3}}$	EYF-300AL $\text{\textcircled{3}}$
	3-1/2	8.94/227.0	4.75/120.6	3.44/87.3	89.00/2523.1	EYF-350 $\blacklozenge$	EYF-350AL
	4	9.38/238.2	5.13/130.3	3.69/93.7	114.00/3231.8	EYF-400 $\blacklozenge$ $\text{\textcircled{3}}$	EYF-400AL $\text{\textcircled{3}}$
	5	10.81/274.5	6.25/158.7	4.69/119.1	202.00/5726.6	EYF-500 $\text{\textcircled{4}}$	—
	6	11.81/299.9	7.31/185.6	5.38/136.6	230.00/6520.4	EYF-600 $\text{\textcircled{4}}$	—
<b>Male/Female (Removable Male Nipple)</b>							
 1/2" — 1"   1-1/4" — 3"	1/2	3.50/88.9	1.19/30.2	1.06/26.9	1.00/28.4	EYM-50 $\diamond$ $\text{\textcircled{3}}$	EYM-50AL $\diamond$ $\text{\textcircled{3}}$
	3/4	3.50/88.9	1.38/35.0	1.19/30.2	2.00/56.7	EYM-75 $\diamond$ $\text{\textcircled{3}}$	EYM-75AL $\diamond$ $\text{\textcircled{3}}$
	1	4.25/107.9	1.75/44.4	1.38/35.0	4.00/113.4	EYM-100 $\diamond$ $\text{\textcircled{3}}$	EYM-100AL $\diamond$ $\text{\textcircled{3}}$
	1-1/4	4.94/125.4	2.00/50.8	1.75/44.4	7.00/198.4	EYM-125 $\blacklozenge$ $\text{\textcircled{3}}$	EYM-125AL $\text{\textcircled{3}}$
	1-1/2	5.50/139.7	2.38/60.4	2.06/52.3	13.00/368.5	EYM-150 $\blacklozenge$ $\text{\textcircled{3}}$	EYM-150AL $\text{\textcircled{3}}$
	2	6.13/155.7	2.88/73.1	2.31/58.6	22.00/623.7	EYM-200 $\blacklozenge$ $\text{\textcircled{3}}$	EYM-200AL $\text{\textcircled{3}}$
	2-1/2	7.50/190.5	3.38/85.8	2.69/68.3	36.00/1020.6	EYM-250 $\blacklozenge$ $\text{\textcircled{3}}$	EYM-250AL $\text{\textcircled{3}}$
	3	8.13/206.5	4.13/104.9	3.13/79.5	61.00/1729.3	EYM-300 $\blacklozenge$ $\text{\textcircled{3}}$	EYM-300AL $\text{\textcircled{3}}$
	3-1/2	8.94/227.0	4.75/120.6	3.44/87.3	89.00/2523.1	EYM-350 $\blacklozenge$	EYM-350AL
	4	9.38/238.2	5.13/130.3	3.69/93.7	114.00/3231.8	EYM-400 $\blacklozenge$ $\text{\textcircled{3}}$	EYM-400AL $\text{\textcircled{3}}$
	5	10.81/274.5	6.25/158.7	4.69/119.1	202.00/5726.6	EYM-500 $\text{\textcircled{4}}$	—
	6	11.81/299.9	7.31/185.6	5.38/136.6	230.00/6520.4	EYM-600 $\text{\textcircled{4}}$	—



$\text{\textcircled{1}}$  Per NEC 501.15(C)(6), seals in Class I, Division 1 and 2 must be limited to conductor fill of 25% of cross sectional area of a rigid metal conduit of the same trade size unless approved for higher percentage fill. See 40% fill sealing fittings.

$\text{\textcircled{2}}$  Turning radius with cover or plug removed.

$\text{\textcircled{3}}$  PVC coating available on select sealing fittings. Add suffix -PVC to catalog number.

$\text{\textcircled{4}}$  Not UL Listed. CSA Certified only.

$\diamond$  Indicates items in the shaded area which are UL Listed for Class I, Groups A, B, C, D; Class II, Groups E, F, G; and Class III.

$\blacklozenge$  Indicated items in the shaded area which are UL Listed for Class I, Groups B, C, D; Class II, Groups E, F, G; and Class III.