

# Sealing Fittings

## Explosionproof; Dust-Ignitionproof

UNILETS® for Use with Threaded Rigid Metal Conduit and IMC.

### Applications

- Prevent passage of gases, vapors or flames from one portion of conduit system to another. Restrict any explosion to the sealed off enclosure. Prevent pressure piling within conduit system.
- Required in Class I, Division 1 and 2 locations within 18" of enclosures containing apparatus that may cause arcs, sparks or high temperatures.
- Required in Class I, Division 1 and 2 locations where 2" or larger conduit enters enclosure, fitting housing terminals, splices or taps.
- Required in Class I, Division 1 and 2 locations at the boundary where conduit leaves classified location.
- Required in Class I, Division 1 and 2 locations where two or more enclosures are connected by 36" or less conduit. Seal must be located within 18" of either enclosure.
- Required where cables (which exceed rate of gas or vapor transmission permitted for seals) are used in Class I, Division 2 locations.

### Features

- Explosionproof, dust-ignitionproof, raintight.
- Smooth, rounded integral bushing in each hub protects conductor insulation.
- Accurately tapped, tapered threads for tight, rigid joints and ground continuity.
- Removable nipple in male sealing fitting may be used interchangeably in top or bottom hub.
- EYS—for sealing vertical conduit. Large opening for damming and filling.
- Expanded fill EYSEF/EYDEF— allow up to 40% conduit fill in compliance with the National Electrical Code.
- EYSF/EYSM—for sealing vertical conduit. Large opening for damming and filling.
- ESUF/ESUM for sealing vertical or horizontal conduit. Pouring spout rotates 90°. Removable cover provides full access for damming 2-1/2" thru 4" sizes have threaded cover openings for damming.
- EYF/EYM—close radius type for sealing vertical or horizontal conduit runs.
- EYDM Drain Sealing Fittings—close radius type for sealing vertical conduit runs. Access cover has drain valve for automatic draining of water accumulation above the seal.
- UL Listed for use with Kwiko® A Sealing Compound. Also listed with certain competitors sealing cement, contact factory for details.

### Standard Materials

- EYSF/EYSM, EYF/EYM and EYDM Seals: malleable iron or Almag 35 aluminum
- EYS, EYSEF/EYDEF, and ESUF/ESUM: malleable iron
- EYD and EYS Seals: Grayloy®-iron

### Standard Finishes

- Malleable iron and Grayloy®-iron products have triple-coat — (1) zinc electroplate, (2) chromate, and (3) epoxy powder coat,
- Almag 35 aluminum products have epoxy powder coat

### Certifications and Compliances

- UL Standard: 886 (1203)
- UL Listed: E10444
- CSA Standard: C22.2 No. 30
- CSA Certified: 065181

### Options

- PVC coating available on select sealing fittings. Add suffix **-PVC** to catalog number.

### Related Products

- Kwiko® A sealing cement and fiber filler

### Illustrated Features

Sealing fittings prevent passage of gases, vapors or flames from one portion of a conduit system to another. They also restrict large amounts of ignitable gases or vapors from accumulating to confine explosive pressure.



Appleton sealing fittings are suitable for Class I and II locations. EYS, SF and EYD are for sealing vertical conduit. EY and ESU are for sealing vertical and horizontal conduit. SF and EYD also have drain valves.



# EYS 25% \* Fill Vertical and Horizontal Sealing Fittings for Close Turning Radius

## Explosionproof, Dust-Ignitionproof, Raintight







UNILETS® for Use with Threaded Rigid Metal Conduit and IMC.

Class I, Division 1 and 2 Groups A, B, C, D  
 Class II, Division 1 and 2 Groups E, F, G  
 Class III







Trade Size (Inches)	Inches/Millimeters			Kwiko® A Cement Required Ounces/Grams	Catalog Number Grayloy™-Iron
	A (Length)	B (Width)	Turning Radius †		

### EYS Vertical and Horizontal Conduit Seals for Close Turning Radius (25% fill)

#### Female

	1/2	3.69/93.7	1.25/31.7	1.16/29.4	1.00/28.0	EYS-11 ◊
	3/4	3.69/93.7	1.50/38.1	1.25/31.7	2.00/57.0	EYS-21 ◊
	1	4.31/109.4	1.75/44.4	1.38/35.5	4.00/113.0	EYS-31 ◊
	1-1/4	5.06/128.5	2.19/55.6	1.75/44.4	9.00/255.0	EYS-4
	1-1/2	5.50/139.7	2.44/61.9	2.06/52.3	12.00/340.0	EYS-5
	2	6.25/158.7	3.00/76.2	2.31/58.6	21.00/595.0	EYS-6
	2-1/2	7.50/190.5	3.50/88.9	2.69/68.3	37.00/1049.0	EYS-7
	3	8.50/215.9	4.25/107.9	3.13/79.5	61.00/1729.0	EYS-8
	3-1/2	9.19/233.4	4.75/120.6	3.44/87.3	80.00/2268.0	EYS-9
	4	9.75/247.6	5.25/133.3	3.69/93.7	112.00/3175.0	EYS-10
	5	11.06/294.6	6.50/165.1	4.69/119.1	198.00/5613.0	EYS-012
	6	12.13/308.1	7.63/193.8	5.38/136.6	230.00/9667.0	EYS-014

#### Male/Female (Removable Male Nipple)

	1/2	3.69/93.7	1.25/31.7	1.16/29.4	1.00/28.0	EYS-116 ◊
	3/4	3.69/93.7	1.50/38.1	1.25/31.7	2.00/57.0	EYS-216 ◊
	1	4.31/109.4	1.75/44.4	1.38/35.5	4.00/113.0	EYS-316 ◊
	1-1/4	5.06/128.5	2.19/55.6	1.75/44.4	9.00/255.0	EYS-46
	1-1/2	5.50/139.7	2.44/61.9	2.06/52.3	12.00/340.0	EYS-56
	2	6.25/158.7	3.00/76.2	2.31/58.6	21.00/595.0	EYS-66
	2-1/2	7.50/190.5	3.50/88.9	2.69/68.3	37.00/1,049.0	EYS-76
	3	8.50/215.9	4.25/107.9	3.13/79.5	61.00/1,729.0	EYS-86
	3-1/2	9.19/233.4	4.75/120.6	3.44/87.3	80.00/2,268.0	EYS-96
	4	9.75/247.6	5.25/133.3	3.69/93.7	112.00/3,175.0	EYS-106
	5	11.06/294.6	6.50/165.1	4.69/119.1	198.00/5,613.0	EYS-0126
	6	12.13/308.1	7.63/193.8	5.38/136.6	230.00/9,667.0	EYS-0146



EYS  
1/2" — 1"



EYS  
1-1/4" — 6"

\* Per NEC 501.15(C)(6), seals in Class I, Division 1 and 2 must be limited to conductor fill of 25% of cross sectional area of a rigid metal conduit of the same trade size unless approved for higher percentage fill. See 40% fill sealing fittings.

† Turning radius with cover or plug removed.

◊ Indicates items in the shaded area which are UL Listed for Class I, Groups A, B, C, D; Class II, Groups E, F, G; and Class III.