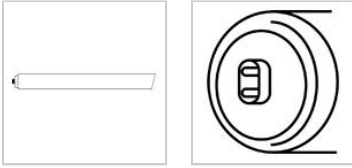




GE
Lighting

10261 - F24T12/CW/HO

GE Cool White T12



CAUTIONS & WARNINGS

Caution

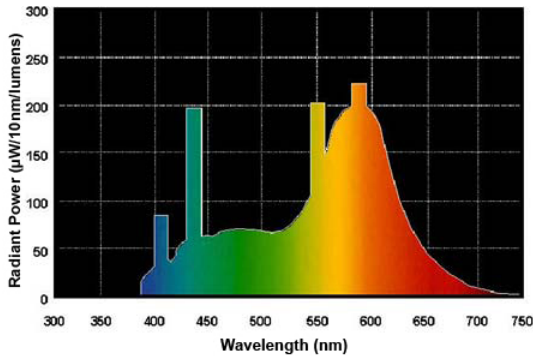
- Lamp may shatter and cause injury if broken
 - Wear safety glasses and gloves when handling lamp.
 - Do not use excessive force when installing lamp.

Warning

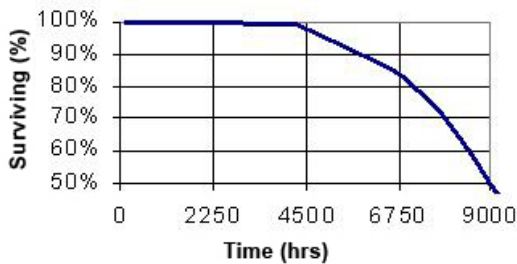
- Risk of Electric Shock
 - Turn power off before inspection, installation or removal.

GRAPHS & CHARTS

Graphs_Spectral Power Distribution



Graphs_Lamp Mortality



GENERAL CHARACTERISTICS

Lamp Type	Linear Fluorescent - Straight Linear
Bulb	T12
Base	Recessed Double Contact (R17d)
Rated Life	9000.0 hrs
Bulb Material	Soda lime
Starting Temperature (MIN)	-29.0 °C
LEED-EB MR Credit	4957 picograms Hg per mean lumen hour
Primary Application	Full Wattage

PHOTOMETRIC CHARACTERISTICS

Initial Lumens	1620.0
Mean Lumens	1345.0
Nominal Initial Lumens per Watt	46
Color Temperature	4100.0 K
Color Rendering Index (CRI)	60.0

ELECTRICAL CHARACTERISTICS

Wattage	35.0
Voltage	41.0
Open Circuit Voltage (rapid start) Min @ Temperature	145 V @ 10 °C
Cathode Resistance Ratio - Rh/Rc (MIN)	4.25
Cathode Resistance Ratio - Rh/Rc (MAX)	6.5
Current Crest Factor (MAX)	1.7

DIMENSIONS

Maximum Overall Length (MOL)	24.0000 in(609.6 mm)
Nominal Length	24.000 in(609.6 mm)
Bulb Diameter (DIA) (MIN)	1.410 in(35.8 mm)
Bulb Diameter (DIA) (MAX)	1.590 in(40.4 mm)
Bulb Diameter (DIA)	1.500 in(38.1 mm)
End of Base Pin to End of Opposite Pin End (C)	21.720 in(551.7 mm)

PRODUCT INFORMATION

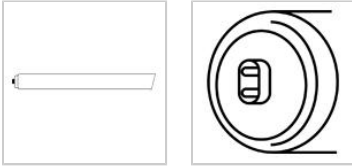
Product Code	10261
Description	F24T12/CW/HO
ANSI Code	1011-1
Standard Package	Case
Standard Package GTIN	10043168102619
Standard Package Quantity	24
Sales Unit	Unit
No Of Items Per Sales Unit	1
No Of Items Per Standard Package	24
UPC	043168102612



GE
Lighting

10261 - F24T12/CW/HO

GE Cool White T12



CAUTIONS & WARNINGS

Caution

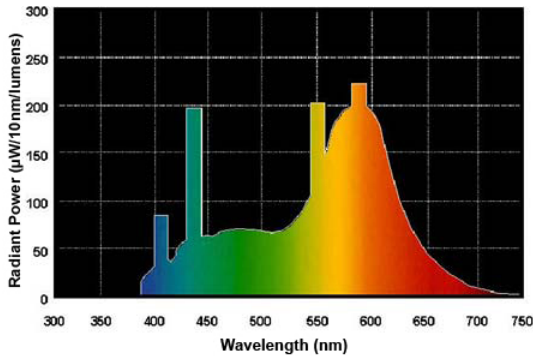
- Lamp may shatter and cause injury if broken
 - Wear safety glasses and gloves when handling lamp.
 - Do not use excessive force when installing lamp.

Warning

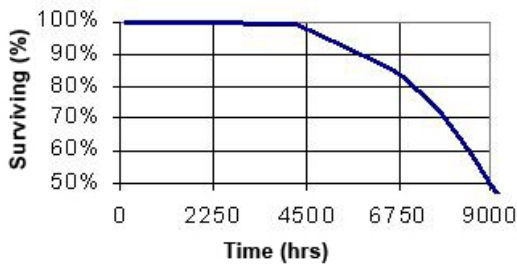
- Risk of Electric Shock
 - Turn power off before inspection, installation or removal.

GRAPHS & CHARTS

Graphs_Spectral Power Distribution



Graphs_Lamp Mortality



GENERAL CHARACTERISTICS

Lamp Type	Linear Fluorescent - Straight Linear
Bulb	T12
Base	Recessed Double Contact (R17d)
Rated Life	9000.0 hrs
Bulb Material	Soda lime
Starting Temperature (MIN)	-29.0 °C
LEED-EB MR Credit	4957 picograms Hg per mean lumen hour
Primary Application	Full Wattage

PHOTOMETRIC CHARACTERISTICS

Initial Lumens	1620.0
Mean Lumens	1345.0
Nominal Initial Lumens per Watt	46
Color Temperature	4100.0 K
Color Rendering Index (CRI)	60.0

ELECTRICAL CHARACTERISTICS

Wattage	35.0
Voltage	41.0
Open Circuit Voltage (rapid start) Min @ Temperature	145 V @ 10 °C
Cathode Resistance Ratio - Rh/Rc (MIN)	4.25
Cathode Resistance Ratio - Rh/Rc (MAX)	6.5
Current Crest Factor (MAX)	1.7

DIMENSIONS

Maximum Overall Length (MOL)	24.0000 in(609.6 mm)
Nominal Length	24.000 in(609.6 mm)
Bulb Diameter (DIA) (MIN)	1.410 in(35.8 mm)
Bulb Diameter (DIA) (MAX)	1.590 in(40.4 mm)
Bulb Diameter (DIA)	1.500 in(38.1 mm)
End of Base Pin to End of Opposite Pin End (C)	21.720 in(551.7 mm)

PRODUCT INFORMATION

Product Code	10261
Description	F24T12/CW/HO
ANSI Code	1011-1
Standard Package	Case
Standard Package GTIN	10043168102619
Standard Package Quantity	24
Sales Unit	Unit
No Of Items Per Sales Unit	1
No Of Items Per Standard Package	24
UPC	043168102612